

DEVELOPMENT OF SMIU CAMPUS KARACHI



TENDER DRAWINGS

Architecture

MODEL SCHOOL City Campus

25th May' 2018



Client :



Consultant :



EA Consulting Pvt Ltd

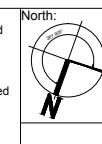
Head Office: AL-9, 15th Lane, Khayaban-e-Hilal, Phase 7,
Defence Housing Authority, Karachi, 75500 - Pakistan
Phone No. : 111-111-584, Fax No. : 584-1825
Email : info@eaworld.com | www.eaworld.com

Project :

**DEVELOPMENT OF
SMIU CAMPUS
KARACHI**

Key Plan :

- Note:
- All Dimensions to be confirmed on site with architect.
 - Do not scale.
 - Only written dimensions to be followed.
 - Any discrepancies to be clarified with the architect.
 - For structure details refer structure engineer drawings / details



No.	DATE	DESCRIPTION

No.	DATE	DESCRIPTION
1	25.05.2018	For Tender
0	03.05.2018	For Client Approval

Date of Issue	May 25, 2018
Issued To	Client
Issued For	Tender

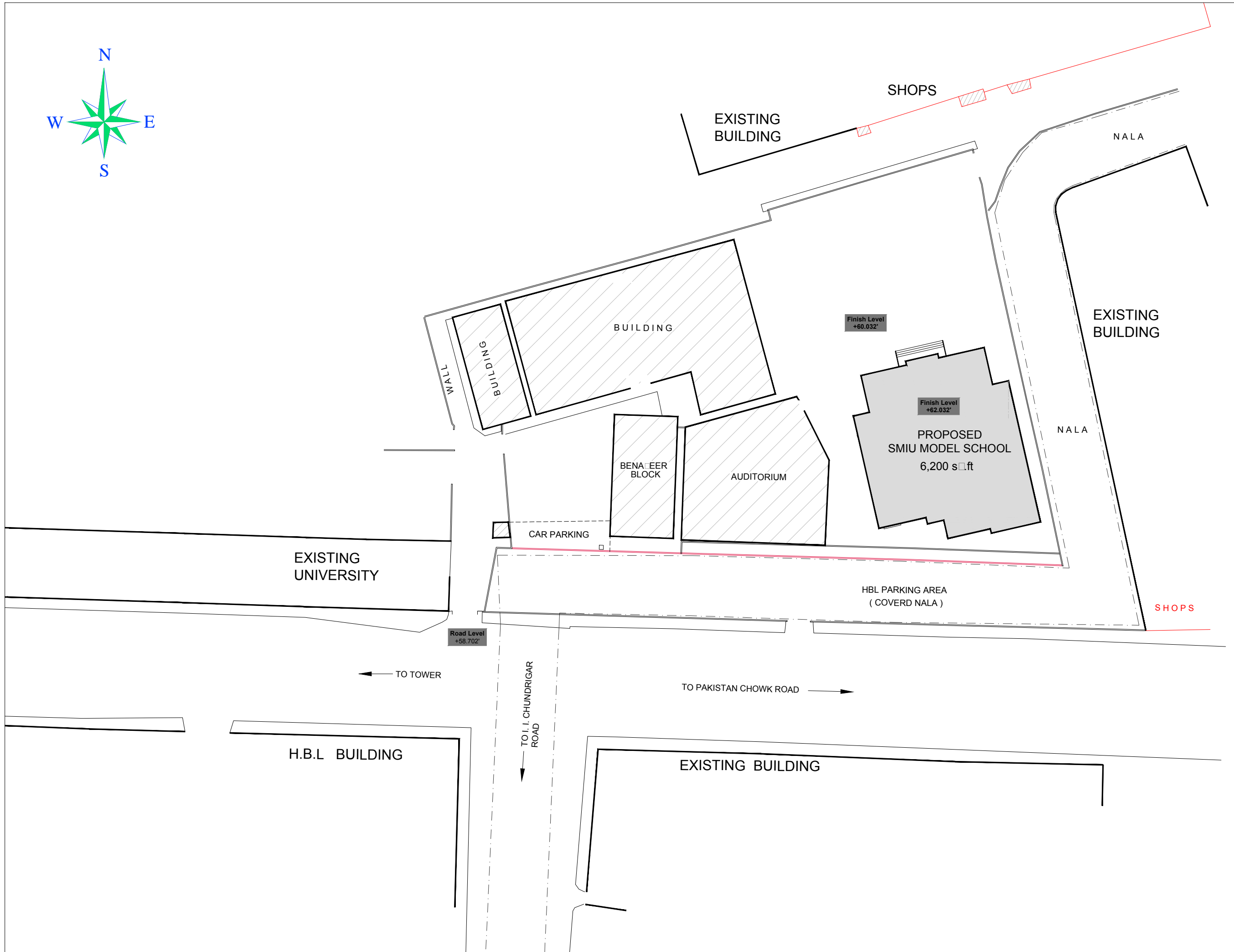

ARCHITECTURE

Status: **TENDER**

Building Name: **MODEL SCHOOL CITY CAMPUS**

Drawing Title : **3D VIEWS**

Designed :	Checked :	Approved :
FA	NIK	NIK
Drawn :	Date :	Scale / Sheet :
MB	May 2018	3/32"=1'-0" @A3 3/16"=1'-0" @A1
Project Code :	00986	Rev. :
Drawing No. :	EA-00986-SMS- A0-0002	



Client :
 Consultant :
EA Consulting Pvt Ltd
 Head Office: AL-9, 15th Lane, Khayaban-e-Hilal, Phase 7,
 Defence Housing Authority, Karachi, 75500 - Pakistan
 Phone No. : 111-111-584, Fax No. : 584-1825
 Email : info@eaworld.com | www.eaworld.com

Project :
DEVELOPMENT OF SMIU CAMPUS KARACHI

Key Plan :

Note:
 • All Dimensions to be confirmed on site with architect.
 • Do not scale.
 • Only written dimensions to be followed.
 • Any discrepancies to be clarified with the architect.
 • For structure details refer structure engineer drawings / details



No.	DATE	DESCRIPTION
1	25.05.2018	For Tender
0	03.05.2018	For Client Approval

Date of Issue : May 25, 2018
 Issued To : Client
 Issued For : Tender

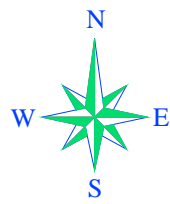
ARCHITECTURE

Status: **TENDER**

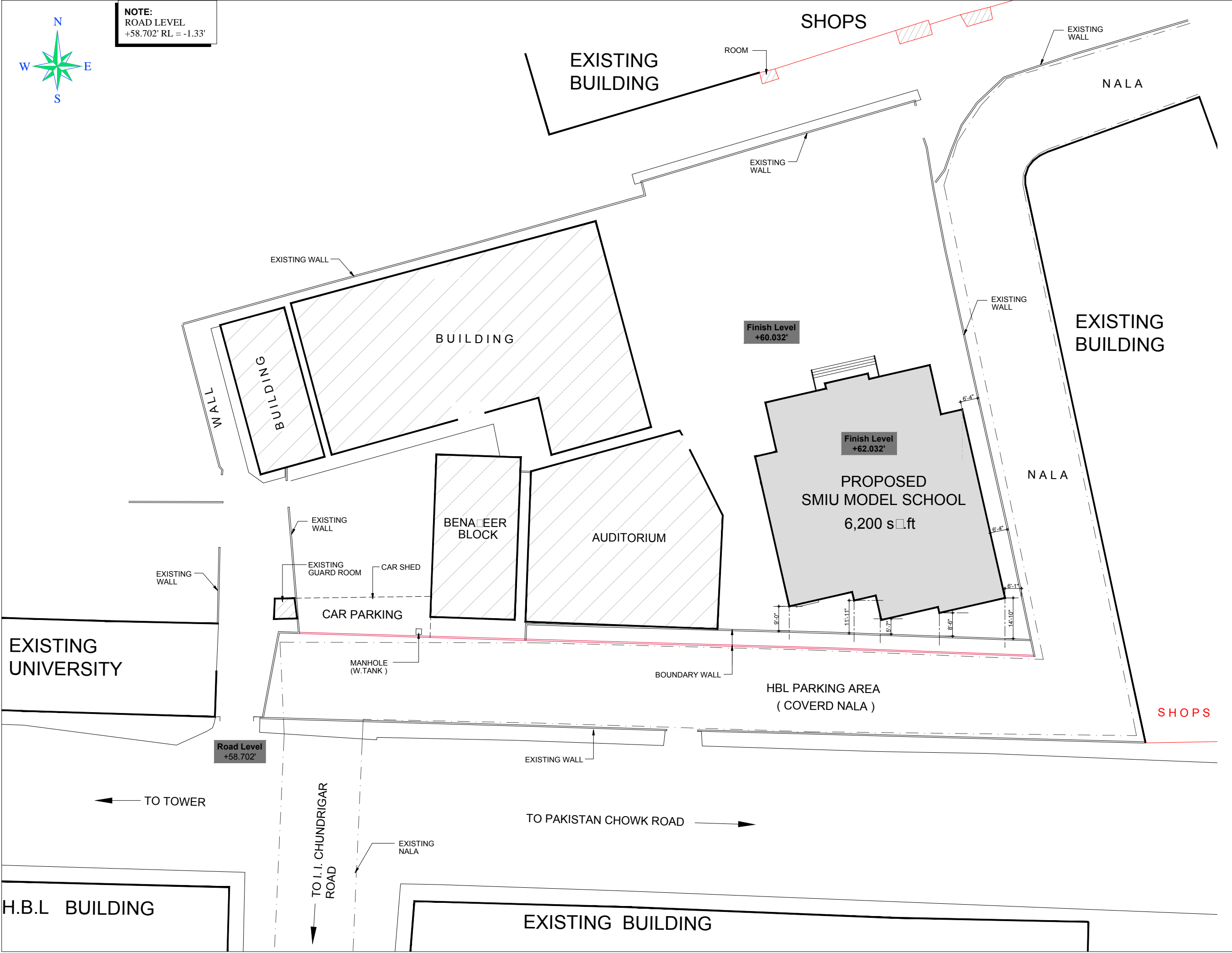
Building Name: **MODEL SCHOOL CITY CAMPUS**

Drawing Title: **MASTER PLAN**

Designed : FA	Checked : NIK	Approved : KG
Drawn : MH	Date : May 2018	Scale / Sheet : 3/128" = 1'-0" @A3 3/64" = 1'-0" @A1
Project Code : 00986	Rev. :	
Drawing No. : EA-00986-SMS- A0-0003		



NOTE:
ROAD LEVEL
+58.702' RL = -1.33'



Client :
Shah Wali Madressatul Islam University

Consultant :
EA Consulting Pvt Ltd
Head Office: AL-9, 15th Lane, Khayaban-e-Hilal, Phase 7,
Defence Housing Authority, Karachi, 75500 - Pakistan
Phone No. : 111-111-584, Fax No. : 584-1825
Email : info@eaworld.com | www.eaworld.com

Project :
DEVELOPMENT OF SMIU CAMPUS KARACHI

Key Plan :

- Note:
- All Dimensions to be confirmed on site with architect.
 - Do not scale.
 - Only written dimensions to be followed.
 - Any discrepancies to be clarified with the architect.
 - For structure details refer structure engineer drawings / details

No.	DATE	DESCRIPTION
1	25.05.2018	For Tender
0	03.05.2018	For Client Approval

Date of Issue : May 25, 2018
Issued To : Client
Issued For : Tender

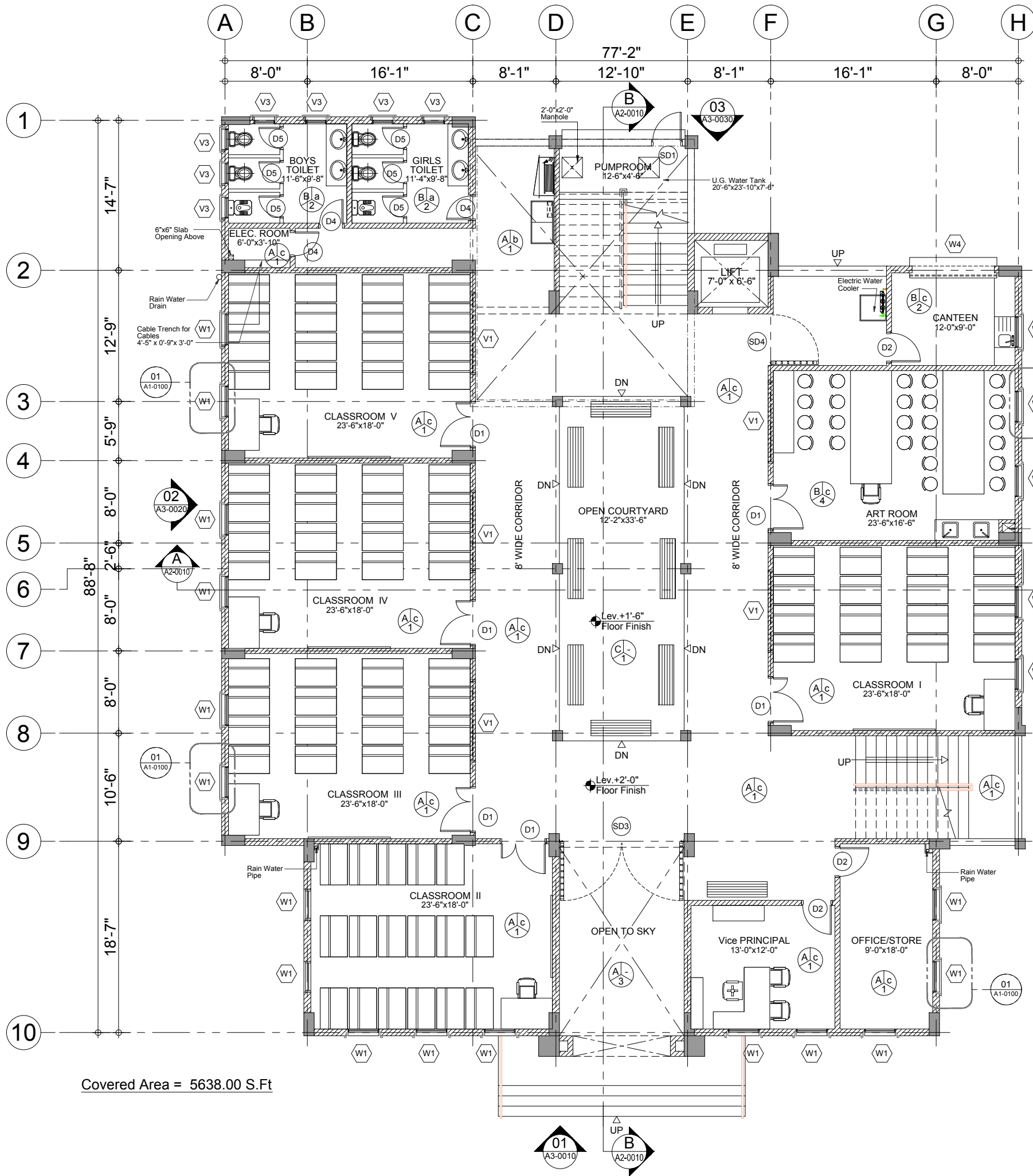
ARCHITECTURE

Status: **TENDER**

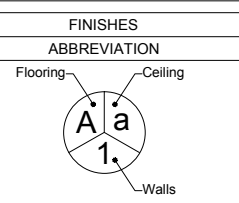
Building Name:
MODEL SCHOOL CITY CAMPUS

Drawing Title :
SITE PLAN AND SETTING OUT PLAN

Designed : FA	Checked : NIK	Approved : KG
Drawn : MH	Date : May 2018	Scale / Sheet : 1/32" = 1'-0" @ A3 1/16" = 1'-0" @ A1
Project Code : 00986	Rev. :	
Drawing No. : EA-00986-SMS- A0-0004		



NOTE:
ROAD LEVEL
+58.702' RL = -1.33'



STRUCTURE
RCC Framed Structure comprising of Columns, Beams & Slabs as per Structure Engineer details and specs. Structure to comply to relevant Earthquake zone.

EXTERNAL WALLS
To be Non Load Bearing, 8" Outer Wall with 1/2" th. Plaster with Colour Crete Finish.

INTERNAL WALLS
To be 6" Non Load Bearing Solid Block Masonry Partition Wall as shown in drawing.

WINDOWS
Anodized Aluminum Windows as per detail, and windows schedule.

DOORS
- Formica pasted 1.5" th. Solid Core Shutter with 1.5"x1.5" Red Marinti Wood Beading
- Grill Door of M.S.S. ware pipes with M.S. Solid bar frame Painted With Matt enamel paint Double Leaf Door.

WALL FINISH

- 1 - 1/2" th. Plaster on Block Work with 3 coats of Matt Enamel Paint upto false ceiling height and 4" high pre-polished marble skirting.
- 2 - Upto 5/7" high porcelain tile (12" X12" X 3/8") dado in bathrooms/ pantry above 3 coats of matt enamel paint up to false ceiling.
- 3 - Textured Paint on External Walls
- 4 - 1/2" th. Plaster on Block Work with 3 coats of Matt Enamel Paint upto false ceiling height and 4" high half body porcelain skirting.

CEILING

- a - 24" X24" X 1/2" Mineral Fiber board tiles in metal suspension system with 3 coats of matt enamel paint as approved.
- b - 24" X24" X 1/2" Plastic laminated gypsum board tiles in metal suspension system with 1/2" th. gypsum board border with 3 coats of matt enamel paint as approved.
- c - Oil Bond Destamper on ceiling over plaster.

FLOORING

- A - 12" X12" X 1/2" Thick Pre-Polished Marble (Botocina or Similar) on Floors where shown
- B - 12" X12" Full Body Porcelain Tiles Flooring of approved Colour/ Texture
- C - Coloured Concrete Tiles laid in pattern as per design.
- D - National Insulation Tiles laid in pattern as per design.

ROOF INSULATION
Heat Insulation Tiles to be used on the Roof.

ROOF WATER PROOFING
Water Proofing to roof to be a layer of 4mm thick modified bituminous membrane by Hygrip or similar approved.

ROOF SCREED
1:2:4 CC screed laid to falls minimum 50mm thick.

HANDRAILS / BALUSTRADING
- To be Stainless Steel 50mm pipe handrail and 19mm thick horizontal bars as per drawings.



Client :
Consultant :
EA Consulting Pvt Ltd
Head Office: AL-9, 15th Lane, Khayaban-e-Hilal, Phase 7, Defence Housing Authority, Karachi, 75500 - Pakistan
Phone No. : 111-111-584, Fax No. : 584-1825
Email : info@eaworld.com | www.eaworld.com

Project :
DEVELOPMENT OF SMIU CAMPUS KARACHI

Key Plan :
Note:
• All Dimensions to be confirmed on site with architect.
• Do not scale.
• Only written dimensions to be followed.
• Any discrepancies to be clarified with the architect.
• For structure details refer structure engineer drawings / details

No.	DATE	DESCRIPTION
1	25.05.2018	For Tender
0	03.05.2018	For Client Approval

REVISIONS

No.	DATE	DESCRIPTION
1	25.05.2018	For Tender
0	03.05.2018	For Client Approval

Date of Issue : May 25, 2018
Issued To : Client
Issued For : Tender

ARCHITECTURE

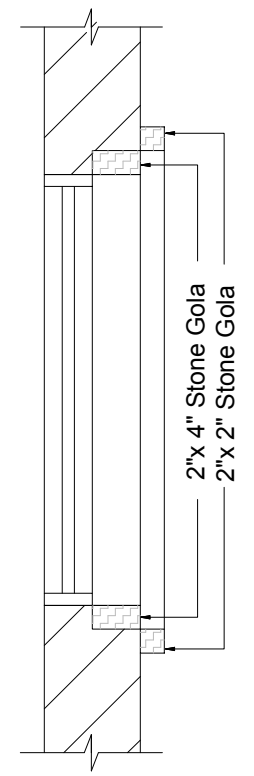
Status: **TENDER**

Building Name:
MODEL SCHOOL CITY CAMPUS

Drawing Title:
GROUND FLOOR PLAN

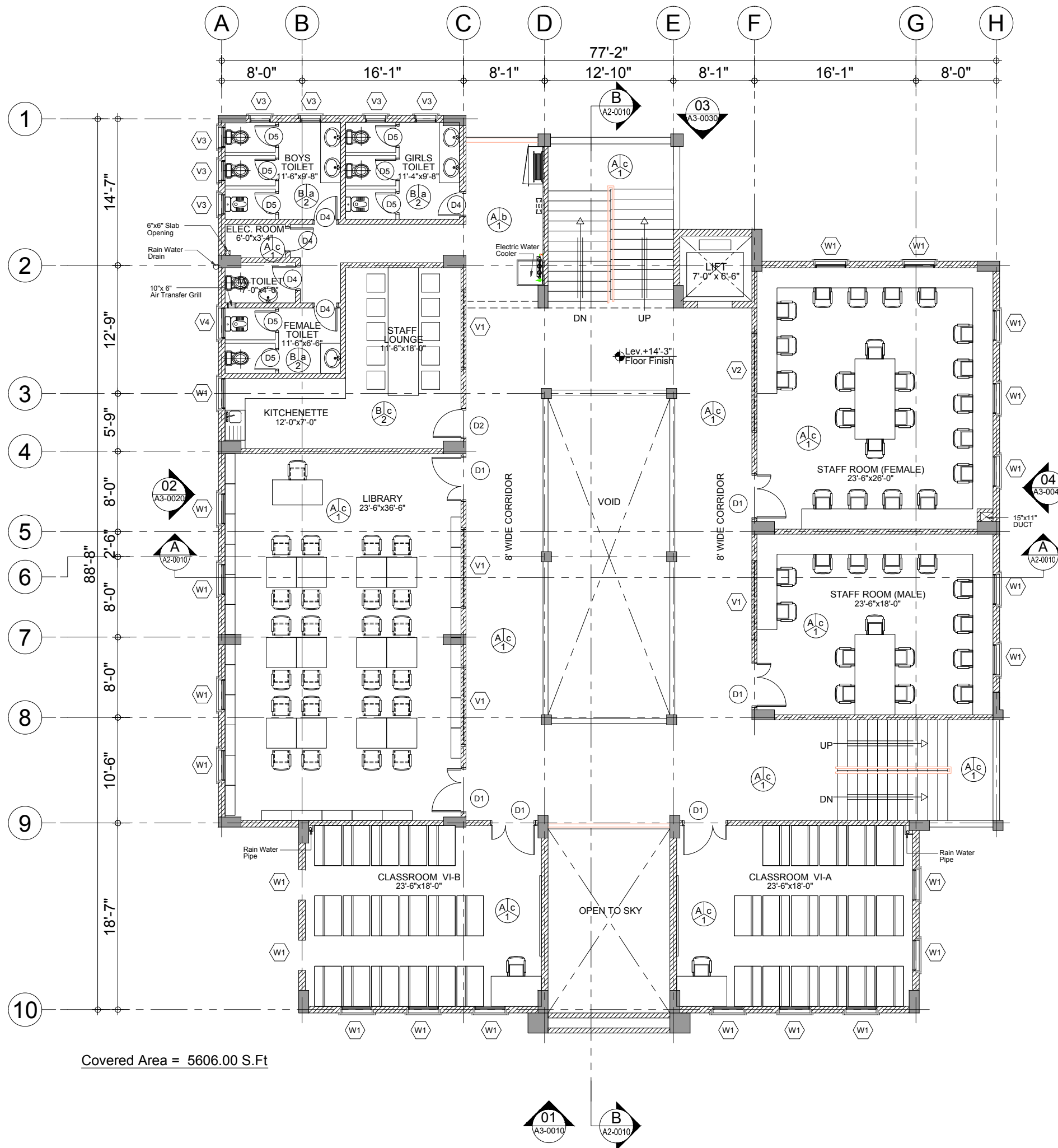
Designed : FA	Checked : NIK	Approved : KGT
Drawn : MB	Date : May 2018	Scale / Sheet : 3/32" = 1'-0" @ A3
Project Code : 00986	Rev. : 1	3/16" = 1'-0" @ A1

Drawing No. : EA-00986-SMS- A1-0100



DETAIL - 01

Covered Area = 5638.00 S.Ft



Covered Area = 5606.00 S.Ft

FINISHES	
ABBREVIATION	
Flooring	Ceiling
STRUCTURE RCC Framed Structure comprising of Columns, Beams & Slabs as per Structure Engineer details and specs. Structure to comply to relevant Earthquake code.	
EXTERNAL WALLS To be Non Load Bearing, 8" Outer Wall with 1/2" th. Plaster with Colour Crete Finish.	
INTERNAL WALLS To be 6" Non Load Bearing Solid Block Masonry Partition Wall as shown in drawing.	
WINDOWS Anodized Aluminum Windows as per detail, and windows schedule.	
DOORS - Formica pasted 1.5" th. Solid Core Shutter with 1.5"x1.5" Red Marinti Wood Beading - Grill Door of M.S. Square pipes with M.S. Solid bar frame Painted With Matt enamel paint Double Leaf Door.	
WALL FINISH 1 - 1/2" th. Plaster on Block Work with 3 coats of Matt Enamel Paint upto false ceiling height and 4" high pre-polished marble skirting. 2 - Upto 5/7" high porcelain tile (12" X12" X 3/8") dado in bathrooms/ pantry above 3 coats of matt enamel paint up to false ceiling. 3 - Textured Paint on External Walls 4 - 1/2" th. Plaster on Block Work with 3 coats of Matt Enamel Paint upto false ceiling height and 4" high half body porcelain skirting.	
CEILING a - 24" X24" X 1/2" Mineral Fiber board tiles in metal suspension system with 3 coats of matt enamel paint as approved. b - 24" X24" X 1/2" Plastic laminated gypsum board tiles in metal suspension system with 1/2" th. gypsum board border with 3 coats of matt enamel paint as approved. c - Oil Bond Destamper on ceiling over plaster.	
FLOORING A - 12" X12" X 1/2" Thick Pre-Polished Marble (Botocina or Similar) on Floors where shown B - 12" X12" Full Body Porcelain Tiles Flooring of approved Colour/ Texture C - Coloured Concrete Tiles laid in pattern as per design. D - National Insulation Tiles laid in pattern as per design.	
ROOF INSULATION Heat Insulation Tiles to be used on the Roof.	
ROOF WATER PROOFING Water Proofing to roof to be a layer of 4mm thick modified bituminous membrane by Hygrip or similar approved.	
ROOF SCREED 1:2:4 CC screed laid to falls minimum 50mm thick.	
HANDRAILS / BALUSTRADING - To be Stainless Steel 50mm pipe handrail and 19mm thick horizontal bars as per drawings.	



Client :
 Consultant :
EA Consulting Pvt Ltd
 Head Office: AL-9, 15th Lane, Khayaban-e-Hilal, Phase 7, Defence Housing Authority, Karachi, 75500 - Pakistan
 Phone No. : 111-111-584, Fax No. : 584-1825
 Email : info@eaworld.com | www.eaworld.com

Project :
DEVELOPMENT OF SMIU CAMPUS KARACHI

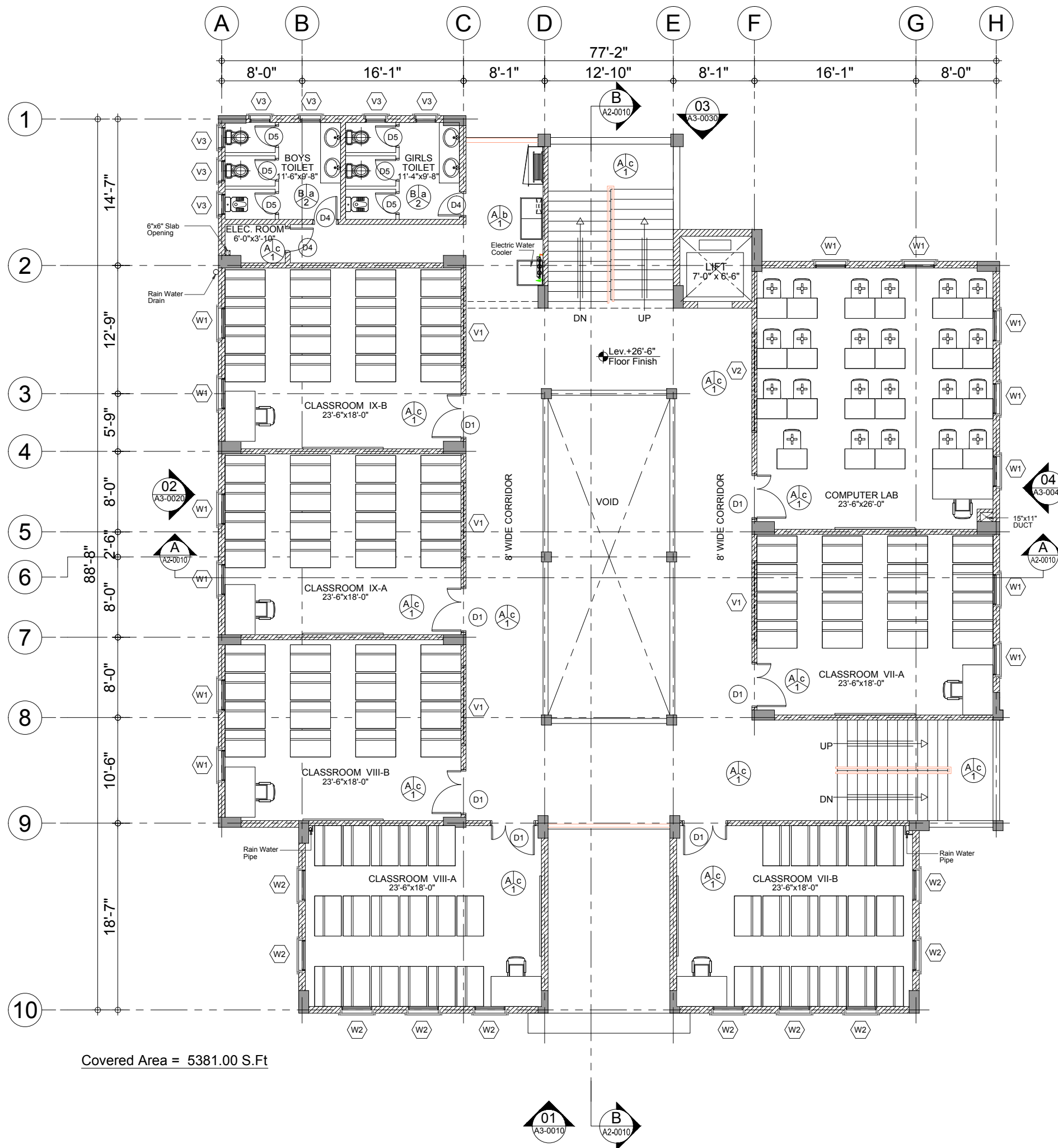
Key Plan :
 Note:
 • All Dimensions to be confirmed on site with architect.
 • Do not scale.
 • Only written dimensions to be followed.
 • Any discrepancies to be clarified with the architect.
 • For structure details refer, structure engineer drawings / details
 North:

No.	DATE	DESCRIPTION
1	25.05.2018	For Tender
0	03.05.2018	For Client Approval

REVISIONS
 Date of Issue : May 25, 2018
 Issued To : Client
 Issued For : Tender

ARCHITECTURE
 Status: **TENDER**
 Building Name: **MODEL SCHOOL CITY CAMPUS**

Drawing Title : **FIRST FLOOR PLAN**
 Designed : FA
 Checked : NIK
 Approved : KG
 Date : May 2018
 Scale / Sheet : 3/32" = 1'-0" @ A3
 Project Code : **00986**
 Rev. :
 Drawing No. : **EA-00986-SMS- A1-0200**



Covered Area = 5381.00 S.Ft

FINISHES	
ABBREVIATION	
Flooring	Ceiling
STRUCTURE	
RCC Framed Structure comprising of Columns, Beams & Slabs as per Structure Engineer details and specs. Structure to comply to relevant Earthquake zone.	
EXTERNAL WALLS	
To be Non Load Bearing, 8" Outer Wall with 1/2" th. Plaster with Colour Crete Finish.	
INTERNAL WALLS	
To be 6" Non Load Bearing Solid Block Masonry Partition Wall as shown in drawing.	
WINDOWS	
Anodized Aluminum Windows as per detail, and windows schedule.	
DOORS	
- Formica pasted 1.5" th. Solid Core Shutter with 1.5"x1.5" Red Marinti Wood Beading - Grill Door of M.S. Square pipes with M.S. Solid bar frame Painted With Matt enamel paint Double Leaf Door.	
WALL FINISH	
1 - 1/2" th. Plaster on Block Work with 3 coats of Matt Enamel Paint upto false ceiling height and 4" high pre-polished marble skirting. 2 - Upto 5/7" high porcelain tile (12" X12" X 3/8") dado in bathrooms/ pantry above 3 coats of matt enamel paint up to false ceiling. 3 - Textured Paint on External Walls 4 - 1/2" th. Plaster on Block Work with 3 coats of Matt Enamel Paint upto false ceiling height and 4" high half body porcelain skirting.	
CEILING	
a - 24" X24" X 1/2" Mineral Fiber board tiles in metal suspension system with 3 coats of matt enamel paint as approved. b - 24" X24" X 1/2" Plastic laminated gypsum board tiles in metal suspension system with 1/2" th. gypsum board border with 3 coats of matt enamel paint as approved. c - Oil Bond Destamper on ceiling over plaster.	
FLOORING	
A - 12" X12" X 1/2" Thick Pre-Polished Marble (Botocina or Similar) on Floors where shown B - 12" X12" Full Body Porcelain Tiles Flooring of approved Colour/ Texture C - Coloured Concrete Tiles laid in pattern as per design. D - National Insulation Tiles laid in pattern as per design.	
ROOF INSULATION	
Heat Insulation Tiles to be used on the Roof.	
ROOF WATER PROOFING	
Water Proofing to roof to be a layer of 4mm thick modified bituminous membrane by Hygrip or similar approved.	
ROOF SCREED	
1:2:4 CC screed laid to falls minimum 50mm thick.	
HANDRAILS / BALUSTRADING	
- To be Stainless Steel 50mm pipe handrail and 19mm thick horizontal bars as per drawings.	



Client :
 Consultant :
EA Consulting Pvt Ltd
 Head Office: AL-9, 15th Lane, Khayaban-e-Hilal, Phase 7, Defence Housing Authority, Karachi, 75500 - Pakistan
 Phone No. : 111-111-584, Fax No. : 584-1825
 Email : info@eaworld.com | www.eaworld.com

Project :
DEVELOPMENT OF SMU CAMPUS KARACHI

Key Plan :
 Note:
 • All Dimensions to be confirmed on site with architect.
 • Do not scale.
 • Only written dimensions to be followed.
 • Any discrepancies to be clarified with the architect.
 • For structure details refer, structure engineer drawings / details
 North:

No.	DATE	DESCRIPTION
1	25.05.2018	For Tender
0	03.05.2018	For Client Approval

Date of Issue	May 25, 2018
Issued To	Client
Issued For	Tender

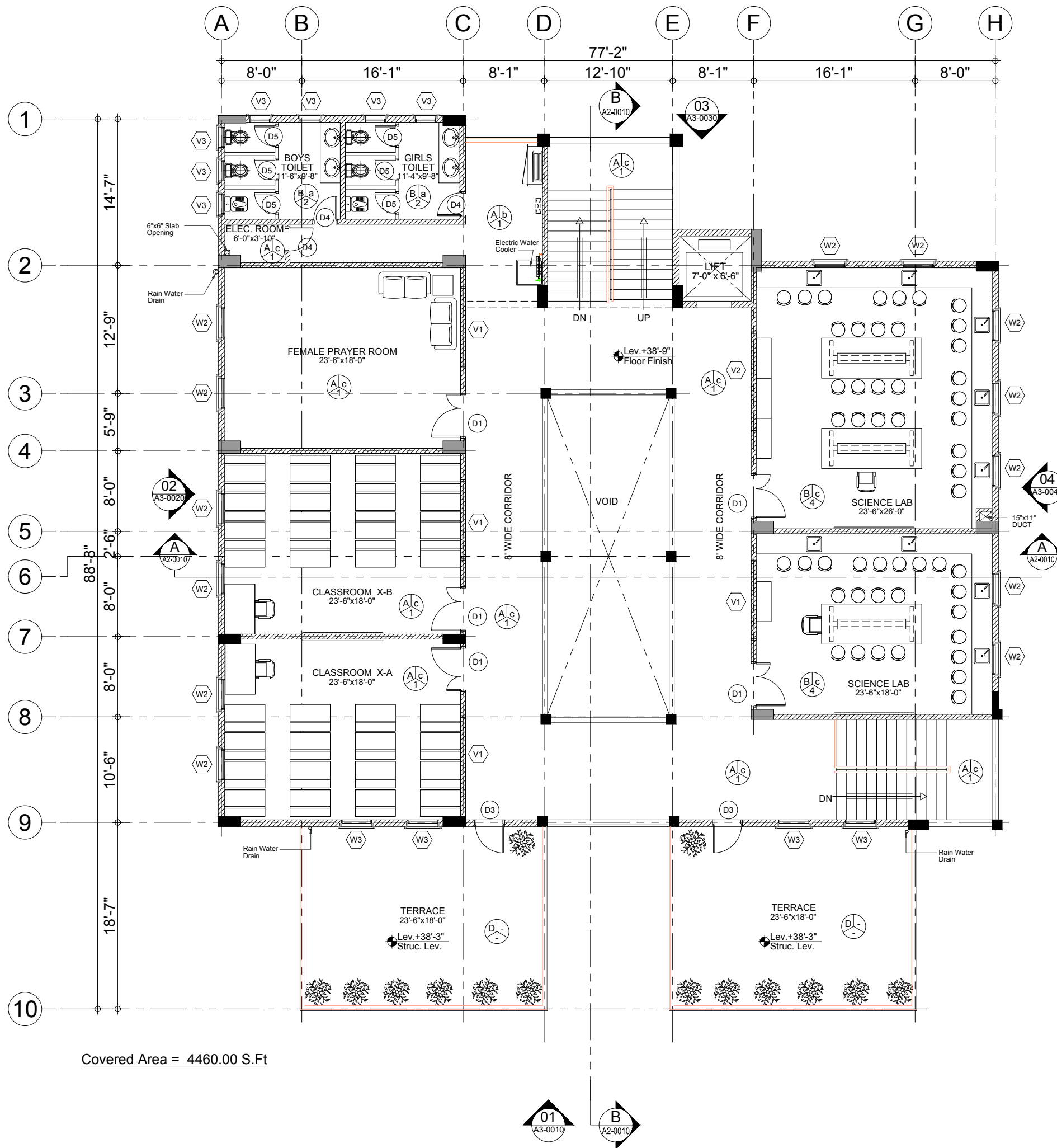
ARCHITECTURE

Status: **TENDER**

Building Name:
MODEL SCHOOL CITY CAMPUS

Drawing Title:
SECOND FLOOR PLAN

Designed :	Checked :	Approved :
FA	NIK	KG
Drawn :	Date :	Scale / Sheet :
MB	May 2018	3/32"=1'-0" @A3
Project Code :	Rev. :	
	00986	
Drawing No. :	EA-00986-SMS- A1-0300	



Covered Area = 4460.00 S.Ft

FINISHES	
ABBREVIATION	
Flooring	Ceiling
STRUCTURE	
RCC Framed Structure comprising of Columns, Beams & Slabs as per Structure Engineer details and specs. Structure to comply to relevant Earthquake zone.	
EXTERNAL WALLS	
To be Non Load Bearing, 8" Outer Wall with 1/2" th. Plaster with Colour Crete Finish.	
INTERNAL WALLS	
To be 6" Non Load Bearing Solid Block Masonry Partition Wall as shown in drawing.	
WINDOWS	
Anodized Aluminum Windows as per detail, and windows schedule.	
DOORS	
- Formica pasted 1.5" th. Solid Core Shutter with 1.5"x1.5" Red Marinti Wood Beading - Grill Door of M.S. Square pipes with M.S. Solid bar frame Painted With Matt enamel paint Double Leaf Door.	
WALL FINISH	
1 - 1/2" th. Plaster on Block Work with 3 coats of Matt Enamel Paint upto false ceiling height and 4" high pre-polished marble skirting 2 - Upto 5/7" high porcelain tile (12" X12" X 3/8") dado in bathrooms/ pantry above 3 coats of matt enamel paint up to false ceiling. 3 - Textured Paint on External Walls 4 - 1/2" th. Plaster on Block Work with 3 coats of Matt Enamel Paint upto false ceiling height and 4" high half body porcelain skirting.	
CEILING	
a - 24" X24" X 1/2" Mineral Fiber board tiles in metal suspension system with 3 coats of matt enamel paint as approved. b - 24" X24" X 1/2" Plastic laminated gypsum board tiles in metal suspension system with 1/2" th. gypsum board border with 3 coats of matt enamel paint as approved. c - Oil Bond Destamper on ceiling over plaster.	
FLOORING	
A - 12" X12" X 1/2" Thick Pre-Polished Marble (Botocina or Similar) on Floors where shown B - 12" X12" Full Body Porcelain Tiles Flooring of approved Colour/ Texture C - Coloured Concrete Tiles laid in pattern as per design. D - National Insulation Tiles laid in pattern as per design.	
ROOF INSULATION	
Heat Insulation Tiles to be used on the Roof.	
ROOF WATER PROOFING	
Water Proofing to roof to be a layer of 4mm thick modified bituminous membrane by Hygrip or similar approved.	
ROOF SCREED	
1:2:4 CC screed laid to falls minimum 50mm thick.	
HANDRAILS / BALUSTRADING	
- To be Stainless Steel 50mm pipe handrail and 19mm thick horizontal bars as per drawings.	



Client :
 Consultant :
EA Consulting Pvt Ltd
 Head Office: AL-9, 15th Lane, Khayaban-e-Hilal, Phase 7, Defence Housing Authority, Karachi, 75500 - Pakistan
 Phone No. : 111-111-584, Fax No. : 584-1825
 Email : info@eaworld.com | www.eaworld.com

Project :
DEVELOPMENT OF SMU CAMPUS KARACHI

Key Plan :
 Note:
 • All Dimensions to be confirmed on site with architect.
 • Do not scale.
 • Only written dimensions to be followed.
 • Any discrepancies to be clarified with the architect.
 • For structure details refer, structure engineer drawings / details
 North:

No.	DATE	DESCRIPTION
1	25.05.2018	For Tender
0	03.05.2018	For Client Approval

Date of Issue	May 25, 2018
Issued To	Client
Issued For	Tender

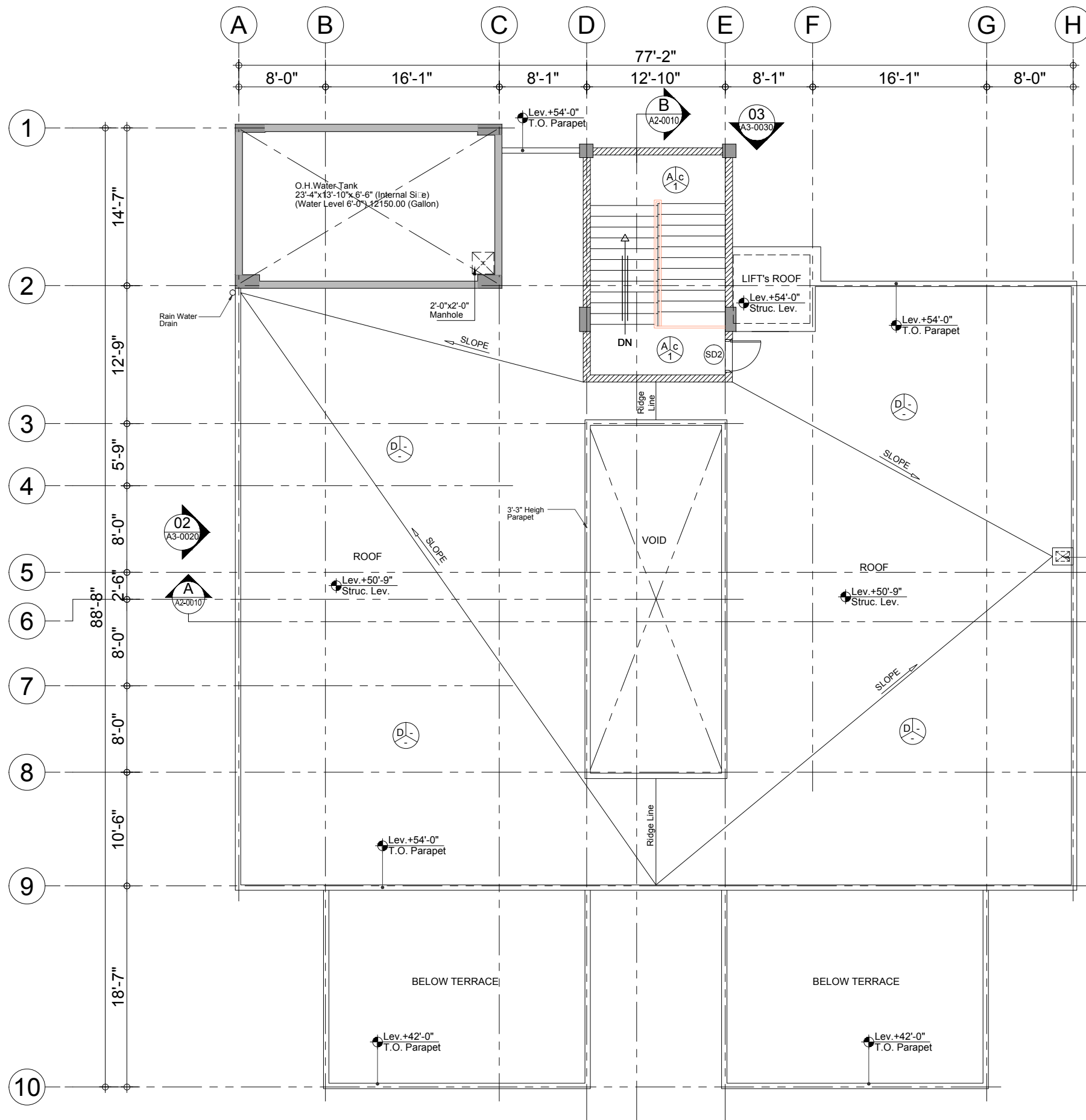
ARCHITECTURE

Status: **TENDER**

Building Name:
MODEL SCHOOL CITY CAMPUS

Drawing Title:
THIRD FLOOR PLAN

Designed :	Checked :	Approved :
FA	NIK	KG
Drawn :	Date :	Scale / Sheet :
MB	May 2018	3/32"=1'-0" @A3
Project Code :	Rev. :	
	00986	
Drawing No. :	EA-00986-SMS- A1-0400	



Covered Area = 299.00 S.Ft
 O.H. Water Tank Area = 374.00 S.Ft

FINISHES	
ABBREVIATION	
Flooring	Ceiling
Walls	
STRUCTURE	
RCC Framed Structure comprising of Columns, Beams & Slabs as per Structure Engineer details and specs. Structure to comply to relevant Earthquake zone.	
EXTERNAL WALLS	
To be Non Load Bearing, 8" Outer Wall with 1/2" th. Plaster with Colour Crete Finish.	
INTERNAL WALLS	
To be 6" Non Load Bearing Solid Block Masonry Partition Wall as shown in drawing.	
WINDOWS	
Anodized Aluminum Windows as per detail, and windows schedule.	
DOORS	
- Formica pasted 1.5" th. Solid Core Shutter with 1.5"x1.5" Red Marinti Wood Beading	
- Grill Door of M.S.S. ware pipes with M.S. Solid bar frame Painted With Matt enamel paint Double Leaf Door.	
WALL FINISH	
1 - 1/2" th. Plaster on Block Work with 3 coats of Matt Enamel Paint upto false ceiling height and 4" high pre-polished marble skirting.	
2 - Upto 5/7" high porcelain tile (12" X12" X 3/8") dado in bathrooms/ pantry above 3 coats of matt enamel paint up to false ceiling.	
3 - Textured Paint on External Walls	
4 - 1/2" th. Plaster on Block Work with 3 coats of Matt Enamel Paint upto false ceiling height and 4" high half body porcelain skirting.	
CEILING	
a - 24" X24" X 1/2" Mineral Fiber board tiles in metal suspension system with 3 coats of matt enamel paint as approved.	
b - 24" X24" X 1/2" Plastic laminated gypsum board tiles in metal suspension system with 1/2" th. gypsum board border with 3 coats of matt enamel paint as approved.	
c - Oil Bond Destamper on ceiling over plaster.	
FLOORING	
A - 12" X12" X 1/2" Thick Pre-Polished Marble (Botocina or Similar) on Floors where shown	
B - 12" X12" Full Body Porcelain Tiles Flooring of approved Colour/ Texture	
C - Coloured Concrete Tiles laid in pattern as per design.	
D - National Insulation Tiles laid in pattern as per design.	
ROOF INSULATION	
Heat Insulation Tiles to be used on the Roof.	
ROOF WATER PROOFING	
Water Proofing to roof to be a layer of 4mm thick modified bituminous membrane by Hygrip or similar approved.	
ROOF SCREED	
1:2:4 CC screed laid to falls minimum 50mm thick.	
HANDRAILS / BALUSTRADING	
- To be Stainless Steel 50mm pipe handrail and 19mm thick horizontal bars as per drawings.	



Client :
 Consultant :
EA Consulting Pvt Ltd
 Head Office: AL-9, 15th Lane, Khayaban-e-Hilal, Phase 7, Defence Housing Authority, Karachi, 75500 - Pakistan
 Phone No. : 111-111-584, Fax No. : 584-1825
 Email : info@eaworld.com | www.eaworld.com

Project :
DEVELOPMENT OF SMIU CAMPUS KARACHI

Key Plan :
 Note:
 • All Dimensions to be confirmed on site with architect.
 • Do not scale.
 • Only written dimensions to be followed.
 • Any discrepancies to be clarified with the architect.
 • For structure details refer structure engineer drawings / details

No.	DATE	DESCRIPTION
1	25.05.2018	For Tender
0	03.05.2018	For Client Approval

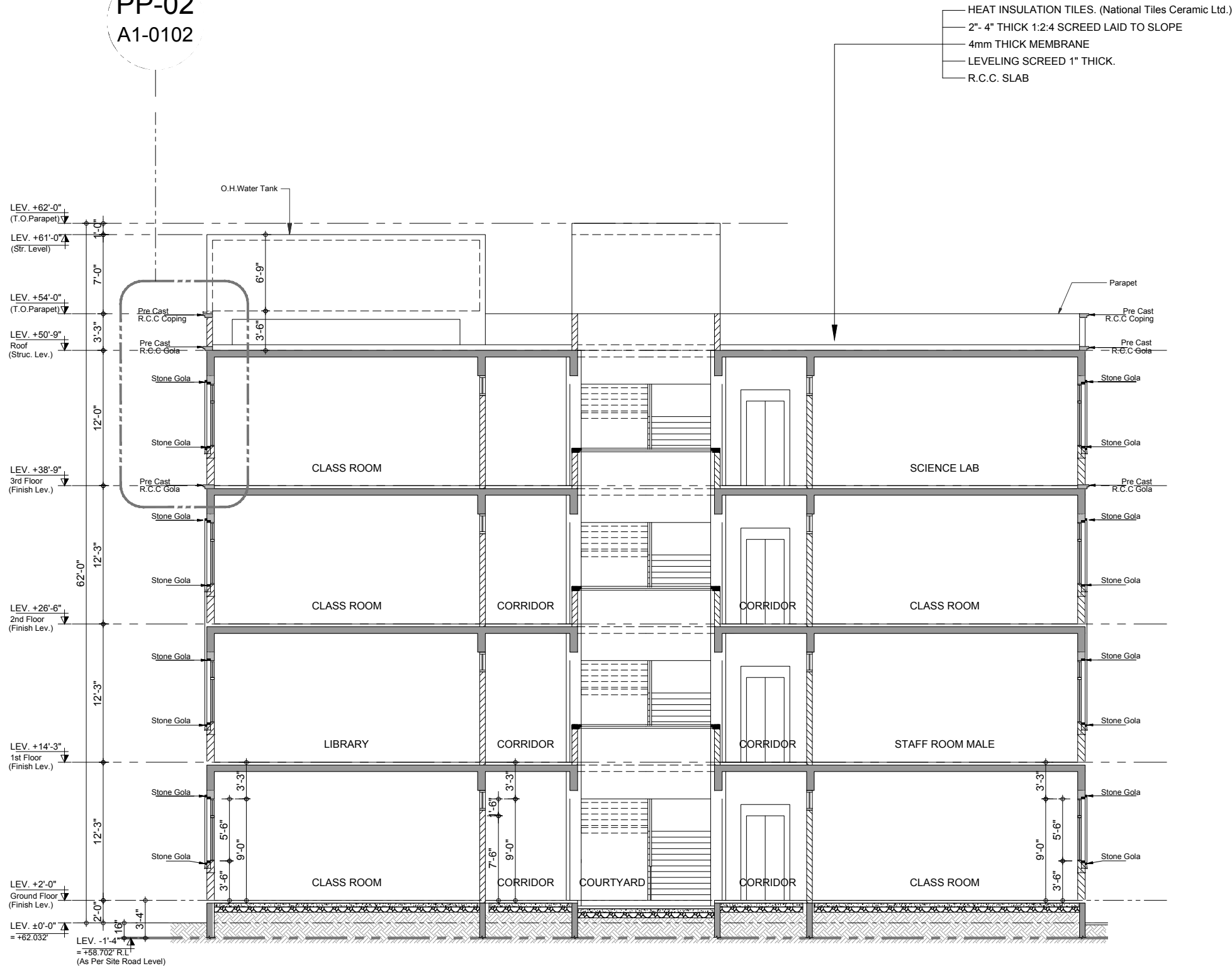
REVISIONS	
Date of Issue	May 25, 2018
Issued To	Client
Issued For	Tender

ARCHITECTURE
 Status: **TENDER**
 Building Name: **MODEL SCHOOL CITY CAMPUS**

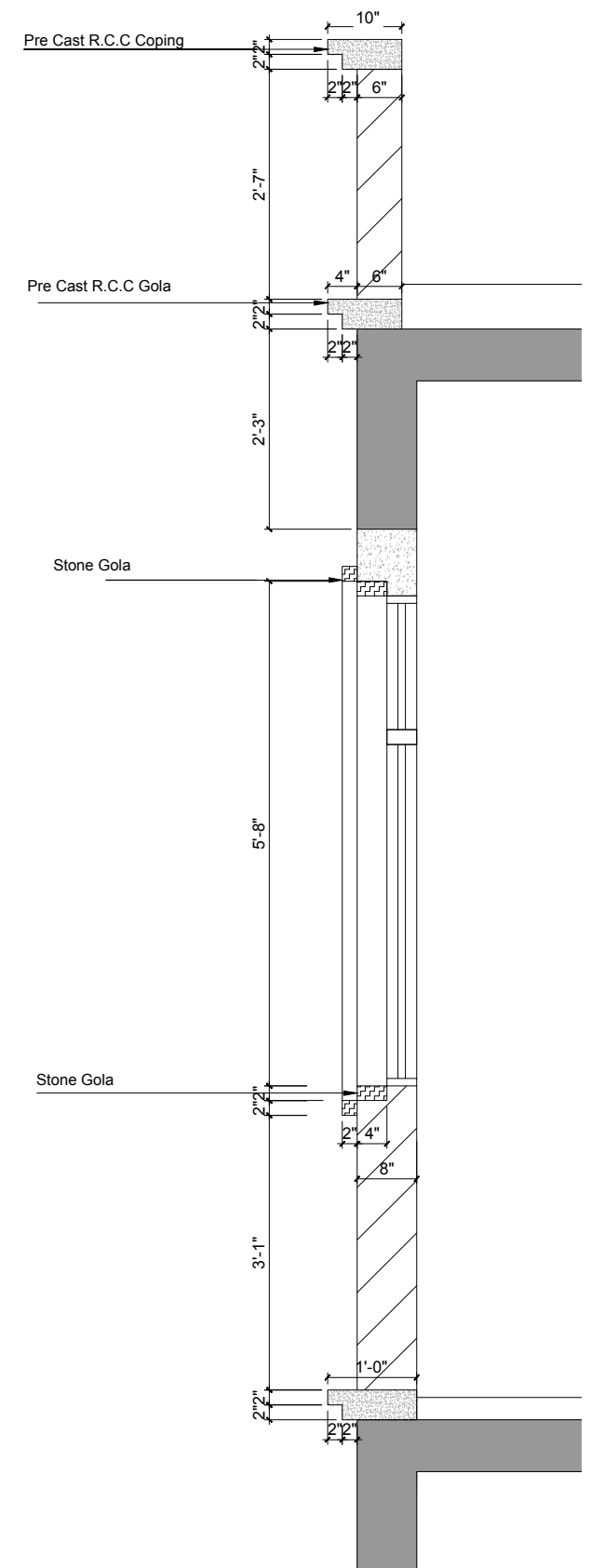
Drawing Title : **ROOF PLAN**

Designed :	Checked :	Approved :
FA	NIK	KG
Drawn :	Date :	Scale / Sheet :
MB	May 2018	3/32" = 1'-0" @ A3
Project Code :	Rev. :	
	00986	
Drawing No. :	EA-00986-SMS- A1-0500	

PP-02
A1-0102



NOTE:
ROAD LEVEL
+58.702' RL = -1.33'



Client :
Consultant :
EA Consulting Pvt Ltd
Head Office: AL-9, 15th Lane, Khayaban-e-Hilal, Phase 7,
Defence Housing Authority, Karachi, 75500 - Pakistan
Phone No. 111-111-584, Fax No. 584-1825
Email : info@eaconsulting.com | www.eaconsulting.com

Project :
**DEVELOPMENT OF
SMU CAMPUS
KARACHI**

Key Plan :

Note:
• All Dimensions to be confirmed on site with architect.
• Do not scale.
• Only written dimensions to be followed.
• Any discrepancies to be clarified with the architect.
• For structure details refer structure engineer drawings / details



No.	DATE	DESCRIPTION
1	25.05.2018	For Tender
0	03.05.2018	For Client Approval

Date of Issue: May 25, 2018
Issued To: Client
Issued For: Tender

ARCHITECTURE

Status: **TENDER**

Building Name:
**MODEL SCHOOL
CITY CAMPUS**

Drawing Title:
SECTION A-A

Designed : FA	Checked : NIK	Approved : KG
Drawn : MB/MH	Date : May 2018	Scale / Sheet : 3/32" = 1'-0" @ A3 3/16" = 1'-0" @ A1
Project Code : 00986	Rev. :	
Drawing No. : EA-00986-SMS- A2-0010		

SECTION A-A

SCALE:-1'-0" = 3/16"

PP-02

SCALE:-1'-0" = 1"

NOTE:
ROAD LEVEL
+58.702' RL = -1.33'



Client :
SMU (Sindh Madressatul Islam University) 1885

Consultant :
EA Consulting Pvt Ltd
Head Office: AL-9, 15th Lane, Khayaban-e-Hilal, Phase 7, Defence Housing Authority, Karachi, 75500 - Pakistan
Phone No. : 111-111-584, Fax No. : 584-1825
Email : info@eaworld.com | www.eaworld.com

Project :
DEVELOPMENT OF SMU CAMPUS KARACHI

Key Plan :

Note:
• All Dimensions to be confirmed on site with architect.
• Do not scale.
• Only written dimensions to be followed.
• Any discrepancies to be clarified with the architect.
• For structure details refer structure engineer drawings / details

North:

No.	DATE	DESCRIPTION
1	25.05.2018	For Tender
0	03.05.2018	For Client Approval

Date of Issue: May 25, 2018
Issued To: Client
Issued For: Tender

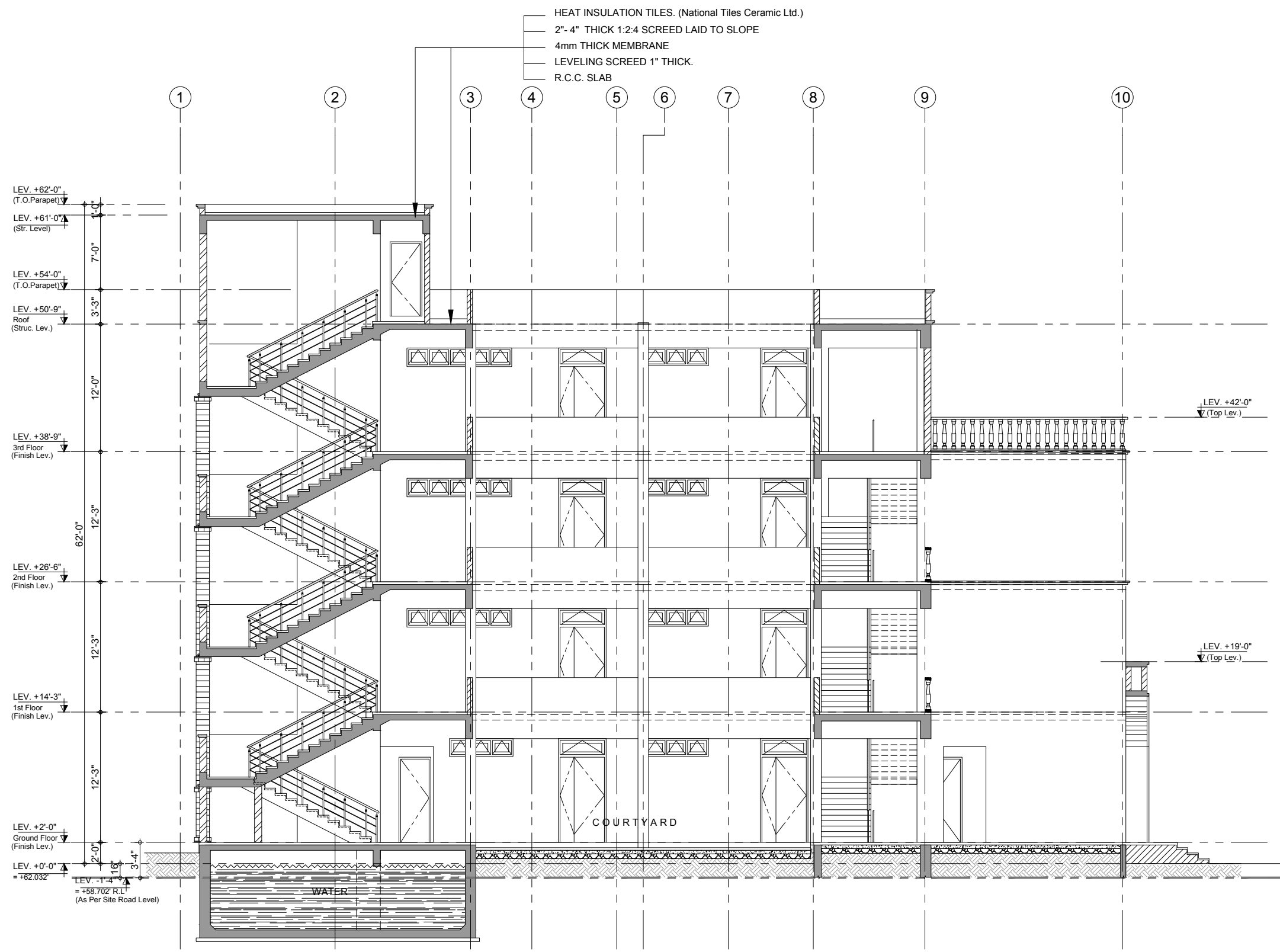
ARCHITECTURE

Status: **TENDER**

Building Name:
MODEL SCHOOL CITY CAMPUS

Drawing Title:
SECTION B-B

Designed : FA	Checked : NIK	Approved : NIK
Drawn : MB/MH	Date : May 2018	Scale / Sheet : 3/32" = 1'-0" @ A3 3/16" = 1'-0" @ A1
Project Code : 00986	Rev. :	
Drawing No. : EA-00986-SMS- A2-0020		



SECTION B-B

SCALE:- 1'-0" = 3/16"

NOTE:
ROAD LEVEL
+58.702' RL = -1.33'

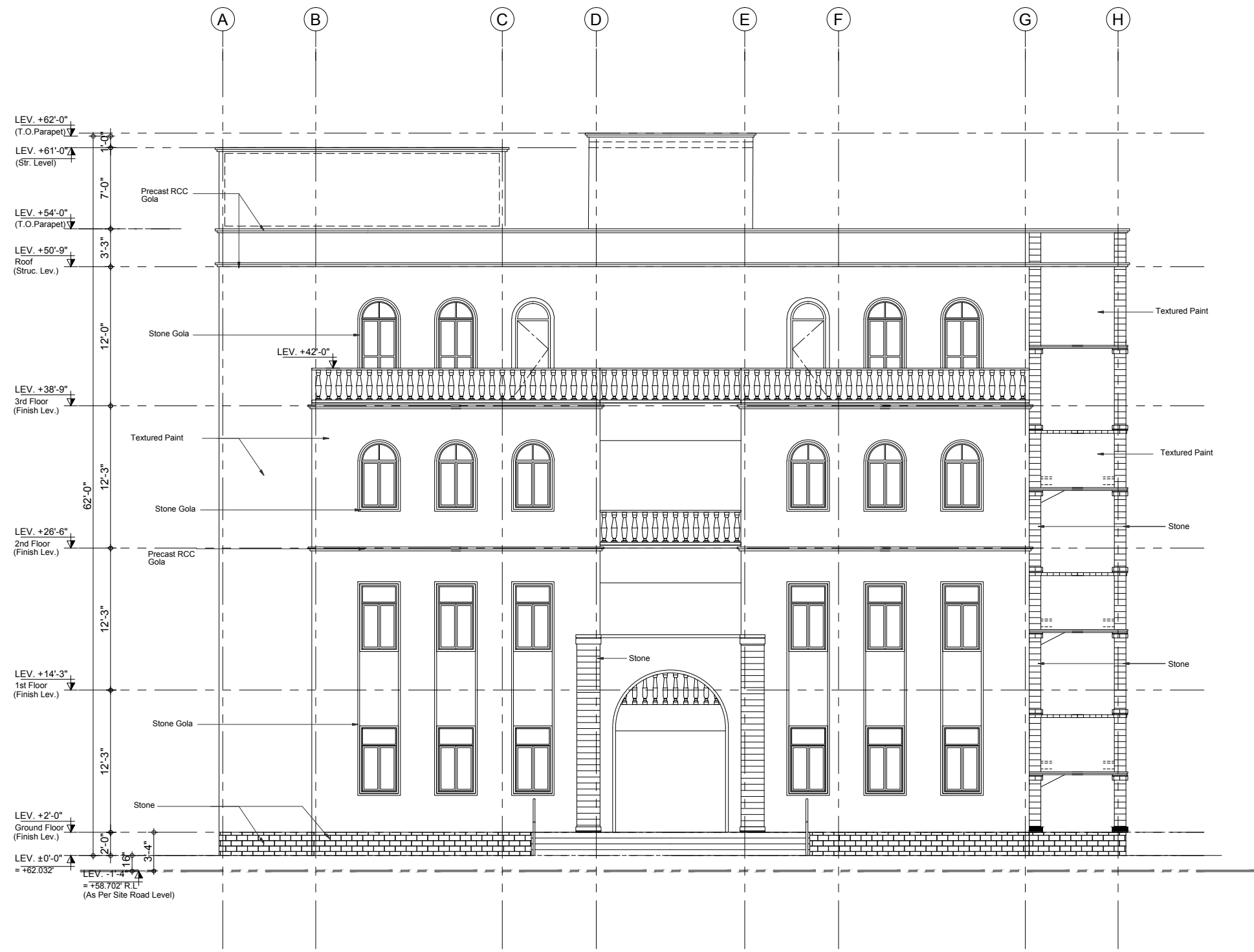


Client :
Consultant :
EA Consulting Pvt Ltd
Head Office: AL-9, 15th Lane, Khayaban-e-Hilal, Phase 7,
Defence Housing Authority, Karachi, 75500 - Pakistan
Phone No. : 111-111-584, Fax No. : 584-1825
Email : info@eaworld.com | www.eaworld.com

Project :
**DEVELOPMENT OF
SMIU CAMPUS
KARACHI**

Key Plan :

Note:
• All Dimensions to be confirmed on site with architect.
• Do not scale.
• Only written dimensions to be followed.
• Any discrepancies to be clarified with the architect.
• For structure details refer structure engineer drawings / details



No.	DATE	DESCRIPTION
1	25.05.2018	For Tender
0	03.05.2018	For Client Approval

Date of Issue: May 25, 2018
Issued To: Client
Issued For: Tender

ARCHITECTURE

Status: **TENDER**

Building Name:
**MODEL SCHOOL
CITY CAMPUS**

Drawing Title:
ELEVATION 01

Designed : FA	Checked : NIK	Approved : KG
Drawn : MB/MH	Date : May 2018	Scale / Sheet : 3/32"=1'-0" @A3 3/16"=1'-0" @A1
Project Code : 00986	Rev. :	
Drawing No. : EA-00986-SMS- A3-0010		

NOTE:
ROAD LEVEL
+58.702' RL = -1.33'




Client :
Consultant :
EA Consulting Pvt Ltd
Head Office: AL-9, 15th Lane, Khayaban-e-Hilal, Phase 7,
Defence Housing Authority, Karachi, 75500 - Pakistan
Phone No. : 111-111-584, Fax No. : 584-1825
Email : info@eaworld.com | www.eaworld.com

Project :
**DEVELOPMENT OF
SMIU CAMPUS
KARACHI**

Key Plan :

Note:
• All Dimensions to be confirmed on site with architect.
• Do not scale.
• Only written dimensions to be followed.
• Any discrepancies to be clarified with the architect.
• For structure details refer structure engineer drawings / details



LEV. +62'-0"
(T.O. Parapet)

LEV. +61'-0"
(Str. Level)

LEV. +54'-0"
(T.O. Parapet)

LEV. +50'-9"
Roof
(Struc. Lev.)

LEV. +38'-9"
3rd Floor
(Finish Lev.)

LEV. +26'-6"
2nd Floor
(Finish Lev.)

LEV. +14'-3"
1st Floor
(Finish Lev.)

LEV. +2'-0"
Ground Floor
(Finish Lev.)

LEV. ±0'-0"
= +62.032'
LEV. -1'-4"
= +58.702' RL
(As Per Site Road Level)

Precast RCC Gola

Colour Crete Finish

LEV. +42'-0"

Textured Paint

Stone Gola

Precast RCC Gola

Stone

No.	DATE	DESCRIPTION
1	25.05.2018	For Tender
0	03.05.2018	For Client Approval

Date of Issue : May 25, 2018
Issued To : Client
Issued For : Tender

ARCHITECTURE

Status: **TENDER**

Building Name:
**MODEL SCHOOL
CITY CAMPUS**

Drawing Title :
ELEVATION 02

Designed : FA	Checked : NIK	Approved : NIK
Drawn : MB/MH	Date : May 2018	Scale / Sheet : 3/32"=1'-0" @A3 3/16"=1'-0" @A1
Project Code : 00986	Rev. :	

Drawing No. :
EA-00986-SMS- A3-0020

NOTE:
ROAD LEVEL
+58.702' RL = -1.33'

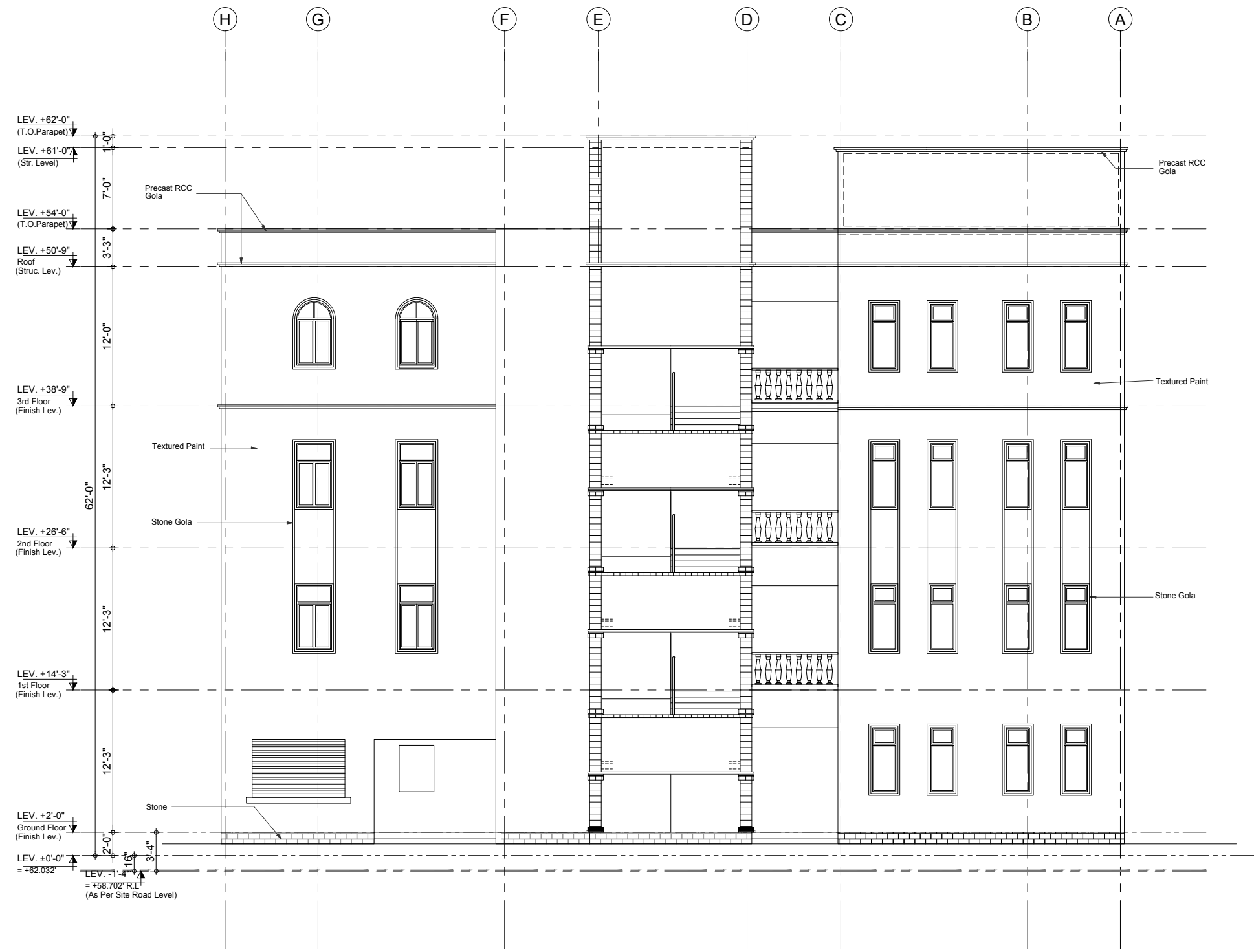


Client :
Consultant :
EA Consulting Pvt Ltd
Head Office: AL-9, 15th Lane, Khayaban-e-Hilal, Phase 7,
Defence Housing Authority, Karachi, 75500 - Pakistan
Phone No. : 111-111-584, Fax No. : 584-1825
Email : info@eaworld.com | www.eaworld.com

Project :
**DEVELOPMENT OF
SMIU CAMPUS
KARACHI**

Key Plan :

Note:
• All Dimensions to be confirmed on site with architect.
• Do not scale.
• Only written dimensions to be followed.
• Any discrepancies to be clarified with the architect.
• For structure details refer structure engineer drawings / details



No.	DATE	DESCRIPTION
1	25.05.2018	For Tender
0	03.05.2018	For Client Approval

Date of Issue May 25, 2018
Issued To Client
Issued For Tender

ARCHITECTURE
Status: **TENDER**
Building Name: **MODEL SCHOOL CITY CAMPUS**

Drawing Title :
ELEVATION 03

Designed : FA	Checked : NIK	Approved : KG
Drawn : MB/MH	Date : May 2018	Scale / Sheet : 3/32"=1'-0" @A3 3/16"=1'-0" @A1
Project Code : 00986	Rev. :	

Drawing No. :
EA-00986-SMS- A3-0030

NOTE:
ROAD LEVEL
+58.702' RL = -1.33'

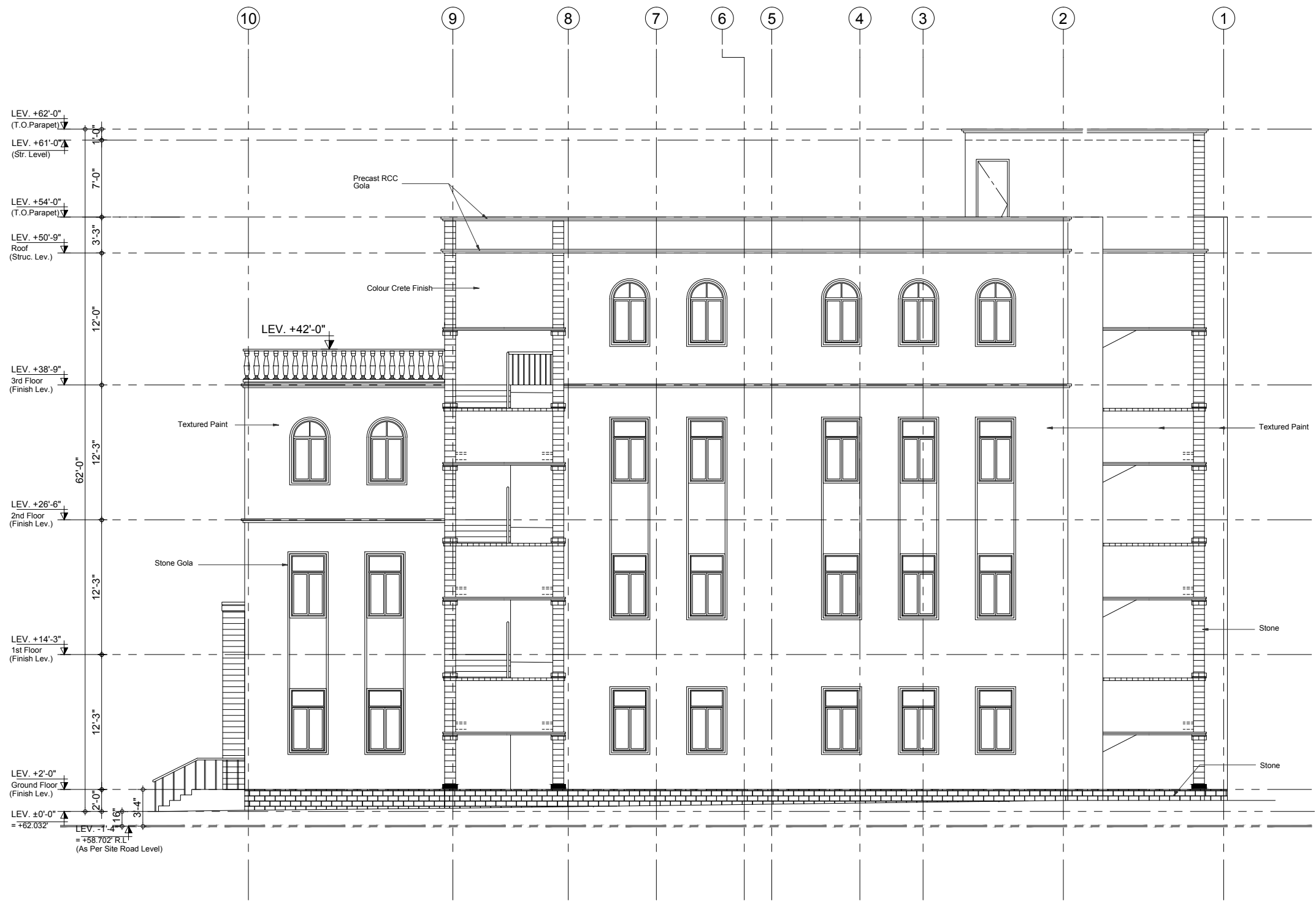


Client :
Consultant :
EA Consulting Pvt Ltd
Head Office: AL-9, 15th Lane, Khayaban-e-Hilal, Phase 7,
Defence Housing Authority, Karachi, 75500 - Pakistan
Phone No. : 111-111-584, Fax No. : 584-1825
Email : info@eaworld.com | www.eaworld.com

Project :
**DEVELOPMENT OF
SMU CAMPUS
KARACHI**

Key Plan :

Note:
• All Dimensions to be confirmed on site with architect.
• Do not scale.
• Only written dimensions to be followed.
• Any discrepancies to be clarified with the architect.
• For structure details refer structure engineer drawings / details



No.	DATE	DESCRIPTION
1	25.05.2018	For Tender
0	03.05.2018	For Client Approval

Date of Issue : May 25, 2018
Issued To : Client
Issued For : Tender

ARCHITECTURE

Status: **TENDER**

Building Name:
**MODEL SCHOOL
CITY CAMPUS**

Drawing Title :
ELEVATION 04

Designed : FA	Checked : NIK	Approved : KG
Drawn : MB/MH	Date : May 2018	Scale / Sheet : 3/32"=1'-0" @A3 3/16"=1'-0" @A1
Project Code : 00986	Rev. :	
Drawing No. : EA-00986-SMS- A3-0040		

SCHEDULE OF FINISHES

Ground Floor							
S.#	TITLE	FLOOR	SKIRTING	DADO	WALL	CEILING	REMARKS
01	Ent. Steps / Platform	Marble Tile Floor	Marble Tile	-	Matt Enamel Paint	Oil Bond Destemper	Skirting Up To 4" High
02	Class Room	Marble Tile Floor	Marble Tile Skirting	-	Matt Enamel Paint	Oil Bond Destemper	Skirting Up To 4" High
03	Art Room	Full body Porcelain tiles	Half body Porcelain tiles	-	Matt Enamel Paint	Oil Bond Destemper	Skirting Up To 4" High
04	Vice Principal Office	Marble Tile Floor	Marble Tile Skirting	-	Matt Enamel Paint	Oil Bond Destemper	Skirting Up To 4" High
05	Office/ Store	Marble Tile Floor	Marble Tile Skirting	-	Matt Enamel Paint	Oil Bond Destemper	Skirting Up To 4" High
06	Canteen	Full body Porcelain tiles	Half body Porcelain tiles	Dado 5' High	Matt Enamel Paint	Oil Bond Destemper	Dado Up To 5' High
07	Electrical Room	Marble Tile Floor	Marble Tile Skirting	-	Matt Enamel Paint	Oil Bond Destemper	Skirting Up To 4" High
08	Corridors	Marble Tile Floor	Marble Tile Skirting	-	Matt Enamel Paint	Oil Bond Destemper	Skirting Up To 4" High
09	Toilets	Matt Finish Porcelain Tile Floor Finish	Half body Porcelain tiles	Dado 7' High	Matt Enamel Paint	False Ceiling	Dado Up To 7' High
10	Courtyard	Coloured Concrete Tiles	Marble Tile Skirting	-	-	-	Skirting Up To 4" High

First Floor							
S.#	TITLE	FLOOR	SKIRTING	DADO	WALL	CEILING	REMARKS
01	Staff Room	Marble Tile Floor	Marble Tile Skirting	-	Matt Enamel Paint	Oil Bond Destemper	Skirting Up To 4" High
02	Class Room	Marble Tile Floor	Marble Tile Skirting	-	Matt Enamel Paint	Oil Bond Destemper	Skirting Up To 4" High
03	Library	Marble Tile Floor	Marble Tile Skirting	-	Matt Enamel Paint	Oil Bond Destemper	Skirting Up To 4" High
04	Faculty Lounge/ Pantry	Full body Porcelain tiles	Half body Porcelain tiles	Dado 5' High	Matt Enamel Paint	Oil Bond Destemper	Dado Up To 5' High
05	Corridors	Marble Tile Floor	Marble Tile Skirting	-	Matt Enamel Paint	Oil Bond Destemper	Skirting Up To 4" High
06	Toilets	Matt Finish Porcelain Tile Floor Finish	Half body Porcelain tiles	Dado 7' High	Matt Enamel Paint	False Ceiling	Dado Up To 7' High
07	Electrical Room	Marble Tile Floor	Marble Tile Skirting	-	Matt Enamel Paint	Oil Bond Destemper	Skirting Up To 4" High

Second Floor							
S.#	TITLE	FLOOR	SKIRTING	DADO	WALL	CEILING	REMARKS
01	Computer Lab	Marble Tile Floor	Marble Tile Skirting	-	Matt Enamel Paint	Oil Bond Destemper	Skirting Up To 6" High
02	Class Room	Marble Tile Floor	Marble Tile Skirting	-	Matt Enamel Paint	Oil Bond Destemper	Skirting Up To 6" High
03	Electrical Room	Marble Tile Floor	Marble Tile Skirting	-	Matt Enamel Paint	Oil Bond Destemper	Skirting Up To 4" High
04	Corridors	Marble Tile Floor	Marble Tile Skirting	-	Matt Enamel Paint	Oil Bond Destemper	Skirting Up To 4" High
05	Toilets	Matt Finish Porcelain Tile Floor Finish	Half body Porcelain tiles	Dado 7' High	Matt Enamel Paint	False Ceiling	Dado Up To 7' High

Third Floor							
S.#	TITLE	FLOOR	SKIRTING	DADO	WALL	CEILING	REMARKS
01	Science Lab	Full body Porcelain tiles	Half body Porcelain tiles	-	Matt Enamel Paint	Oil Bond Destemper	Skirting Up To 4" High
02	Class Room	Marble Tile Floor	Marble Tile Skirting	-	Matt Enamel Paint	Oil Bond Destemper	Skirting Up To 4" High
03	Female Prayer Room	Marble Tile Floor	Marble Tile Skirting	-	Matt Enamel Paint	Oil Bond Destemper	Skirting Up To 4" High
04	Electrical Room	Marble Tile Floor	Marble Tile Skirting	-	Matt Enamel Paint	Oil Bond Destemper	Skirting Up To 4" High
05	Corridors	Marble Tile Floor	Marble Tile Skirting	-	Matt Enamel Paint	Oil Bond Destemper	Skirting Up To 4" High
06	Toilets	Matt Finish Porcelain Tile Floor Finish	Half body Porcelain tiles	Dado 7' High	Matt Enamel Paint	False Ceiling	Dado Up To 7' High

LIST OF MATERIAL	
01	All Internal Walls 1/2" Thick Cement 1:3 C.C Plaster with paint finish as specified Sand Plaster Finish Plain Plaster.
02	All Concrete Ceiling Soffits, Beams, Column etc. to have 1/2" C.C Plaster Finish for Paint as specified
03	12"x12"x1/2" Thick Pre-Polished Marble (Botocina or Similar) on Floors where shown
04	12"x4"x1/2" Thick Marble (Botocina) Chemical Pre-Polished Tiles Skirting as per Drawing.
05	12"x12"x3/8" Thick Half Body Porcelain Tiles Dado.
06	Full Body Porcelain Tiles Flooring of approved Colour/ Texture
07	Laid to Patterns as shown
08	ICI or Berger Matt Enamel Paint for approved Colour on walls
09	Oil Bond Destemper on ceiling
10	Textured Paint on external Walls

Client :



Consultant :



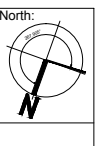
EA Consulting Pvt Ltd
 Head Office: AL-9, 15th Lane, Khayaban-e-Hilal, Phase 7,
 Defence Housing Authority, Karachi, 75500 - Pakistan
 Phone No. : 111-111-584, Fax No. : 584-1825
 Email : info@eaworld.com | www.eaworld.com

Project :

**DEVELOPMENT OF
SMIU CAMPUS
KARACHI**

Key Plan :

Note:
 • All Dimensions to be confirmed on site with architect.
 • Do not scale.
 • Only written dimensions to be followed.
 • Any discrepancies to be clarified with the architect.
 • For structure details refer structure engineer drawings / details



No.	DATE	DESCRIPTION
1	25.05.2018	For Tender
0	03.05.2018	For Client Approval

REVISIONS	
Date of Issue	May 25, 2018
Issued To	Client
Issued For	Tender

ARCHITECTURE

Status: **TENDER**

Building Name:
**MODEL SCHOOL
CITY CAMPUS**

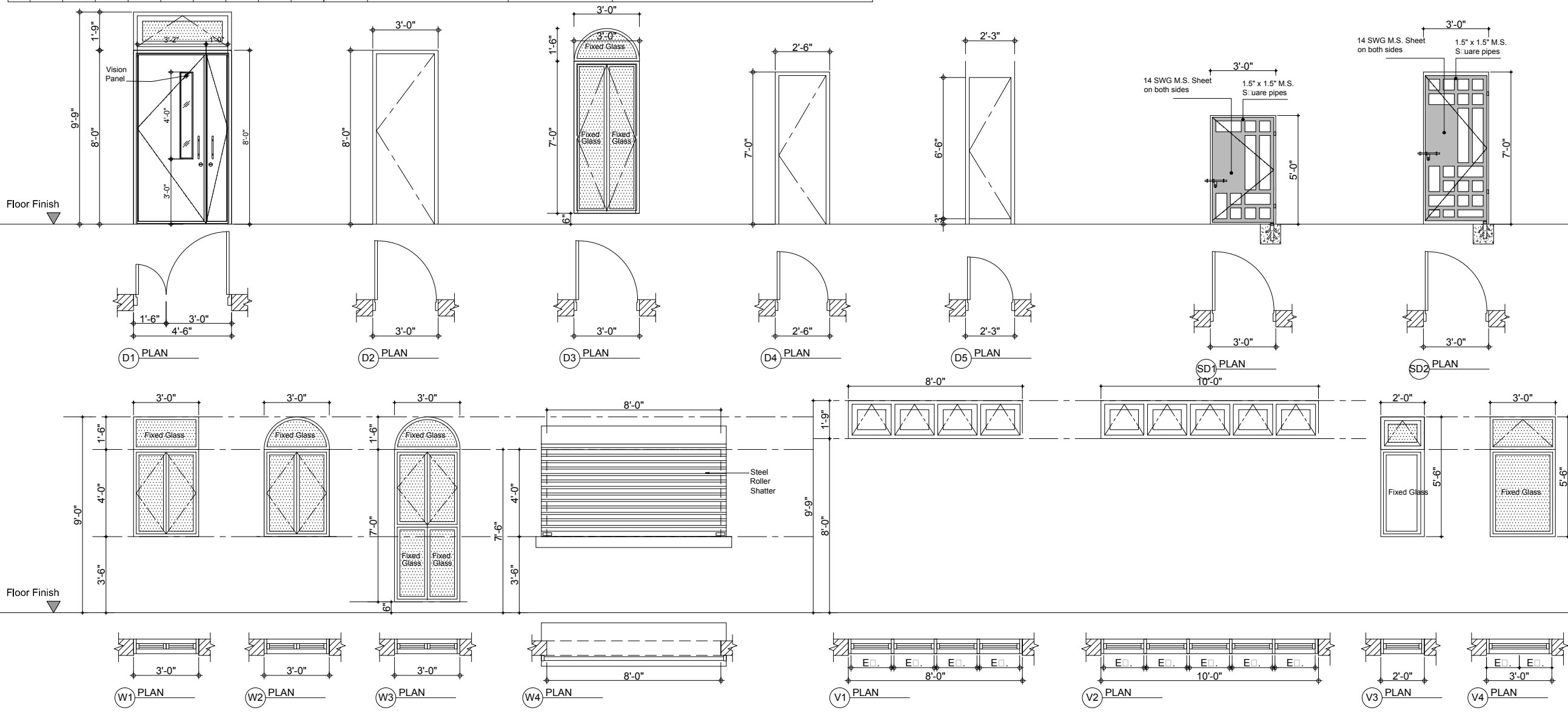
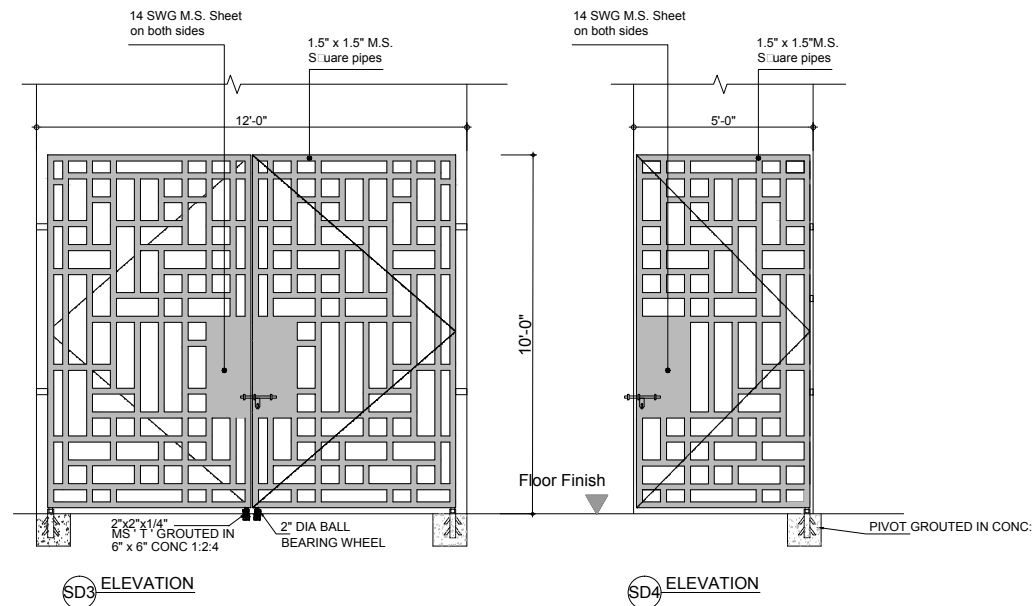
Drawing Title :
SCHEDULE OF FINISHES

Designed :	Checked :	Approved :
FA	NIK	KG
Drawn :	Date :	Scale / Sheet :
MH	May 2018	3/8"=1'-0" @A1
Project Code :	00986	Rev. :
Drawing No. :	EA-00986-SMS- A6-0010	

SCHEDULE OF DOORS, WINDOWS & VENTILATORS

Schedule Of Doors																
S. No.	Doors Type	Width	Height	Ground Floor	First Floor	Second Floor	Third Floor	Roof Floor	Total No.	Type	Material	Finishes	Frame	Frame Finish	Hardware	Notes
01	D1	4'-6"	9'-9"	6	6	7	5	-	24	As per Design	Formica pasted 1.5" th. Solid Core Shutter with 1.5"x1.5" Red Marinti Wood Lipping.	Polish Finished Wood Beading	16 Swg Folded M.S. Sheet	Enamel paint with Anti Rust	Deadlock 1/2" Th. S.S Hinge (Ball Bearing) & Door Closer (Dooma or Equivalent)	
02	D2	3'-0"	8'-0"	3	1	-	-	-	4	///	///	///	///	///	///	
03	D3	3'-0"	8'-6"	-	-	-	2	-	2	///	///	///	///	///	///	
04	D4	2'-6"	7'-0"	3	5	3	3	-	14	///	///	///	///	///	///	
05	D5	2'-3"	6'-6"	6	8	6	6	-	26	///	///	///	///	///	///	
06	SD1	3'-0"	5'-0"	1	-	-	-	-	1	///	M.S pipe door / gate. As per drawing.	///	///	///	As shown on drawings	
07	SD2	3'-0"	7'-0"	-	-	-	-	1	1	///	///	///	///	///	///	
06	SD3	12'-0"	10'-0"	1	-	-	-	-	1	///	///	///	///	///	///	
07	SD4	5'-0"	10'-0"	1	-	-	-	-	1	///	///	///	///	///	///	

Schedule Of Windows & Ventilator													
S. No.	W/V Type	Width	Height	Ground Floor	First Floor	Second Floor	Third Floor	Roof Floor	Total No.	Type	Material	Glass	Notes
01	W1	3'-0"	5'-6"	21	22	13	-	-	56	As Per Design	Champaign Anodized Deluxe Aluminum Beading sections.	5mm* Th. Clear Glass	
02	W2	3'-0"	5'-6"	-	-	10	13	-	23	///	///	///	
03	W3	3'-0"	8'-6"	-	-	-	4	-	4	///	///	///	
04	W4	8'-0"	4'-0"	1	-	-	-	-	1	///	20 SWG G.I. Steel Roller Shutter with Enamel Paint	-	As Per Architect Approval
01	V1	8'-0"	1'-9"	5	4	4	4	-	16	///	Champaign Anodized Deluxe Aluminum Beading sections.	5mm* Th. Clear Glass	
02	V2	10'-0"	1'-9"	-	1	1	1	-	3	///	///	///	
03	V3	2'-0"	5'-6"	7	7	7	7	-	28	///	///	///	
03	V4	3'-0"	5'-6"	-	1	-	-	-	1	///	///	///	

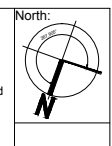


Client :
 Consultant :
EA Consulting Pvt Ltd
 Head Office: AL-9, 15th Lane, Khayaban-e-Hilal, Phase 7, Defence Housing Authority, Karachi, 75500 - Pakistan
 Phone No. : 111-111-584, Fax No. : 584-1825
 Email : info@eaworld.com | www.eaworld.com

Project :
DEVELOPMENT OF SMIU CAMPUS KARACHI

Key Plan :

Note:
 • All Dimensions to be confirmed on site with architect.
 • Do not scale.
 • Only written dimensions to be followed.
 • Any discrepancies to be clarified with the architect.
 • For structure details refer structure engineer drawings / details




No.	DATE	DESCRIPTION
1	25.05.2018	For Tender
0	03.05.2018	For Client Approval

Date of Issue : May 25, 2018
 Issued To : Client
 Issued For : Tender

ARCHITECTURE
 Status: **TENDER**
 Building Name: **MODEL SCHOOL CITY CAMPUS**

Drawing Title :
DOORS & WINDOWS SCHEDULE, PLANS AND ELEVATIONS
 Designed : FA, Checked : NIK, Approved : KG
 Drawn : MH, Date : May 2018, Scale / Sheet : 3/8"=1'-0" @ A1
 Project Code : 00986, Rev. :
 Drawing No. : EA-00986-SMS- A6-0020



NOTE:
ROAD LEVEL
+58.702' RL = -1.33'

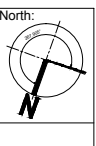


Client :
Consultant :
EA Consulting Pvt Ltd
Head Office: AL-9, 15th Lane, Khayaban-e-Hilal, Phase 7,
Defence Housing Authority, Karachi, 75500 - Pakistan
Phone No. : 111-111-584, Fax No. : 584-1825
Email : info@eaworld.com | www.eaworld.com

Project :
**DEVELOPMENT OF
SMIU CAMPUS
KARACHI**

Key Plan :

Note:
• All Dimensions to be confirmed on site with architect.
• Do not scale.
• Only written dimensions to be followed.
• Any discrepancies to be clarified with the architect.
• For structure details refer structure engineer drawings / details



No.	DATE	DESCRIPTION
1	25.05.2018	For Tender
0	03.05.2018	For Client Approval

Date of Issue : May 25, 2018
Issued To : Client
Issued For : Tender

ARCHITECTURE


Status: **TENDER**

Building Name:
**MODEL SCHOOL
CITY CAMPUS**

Drawing Title:
**EXTERNAL
DEVELOPMENT**

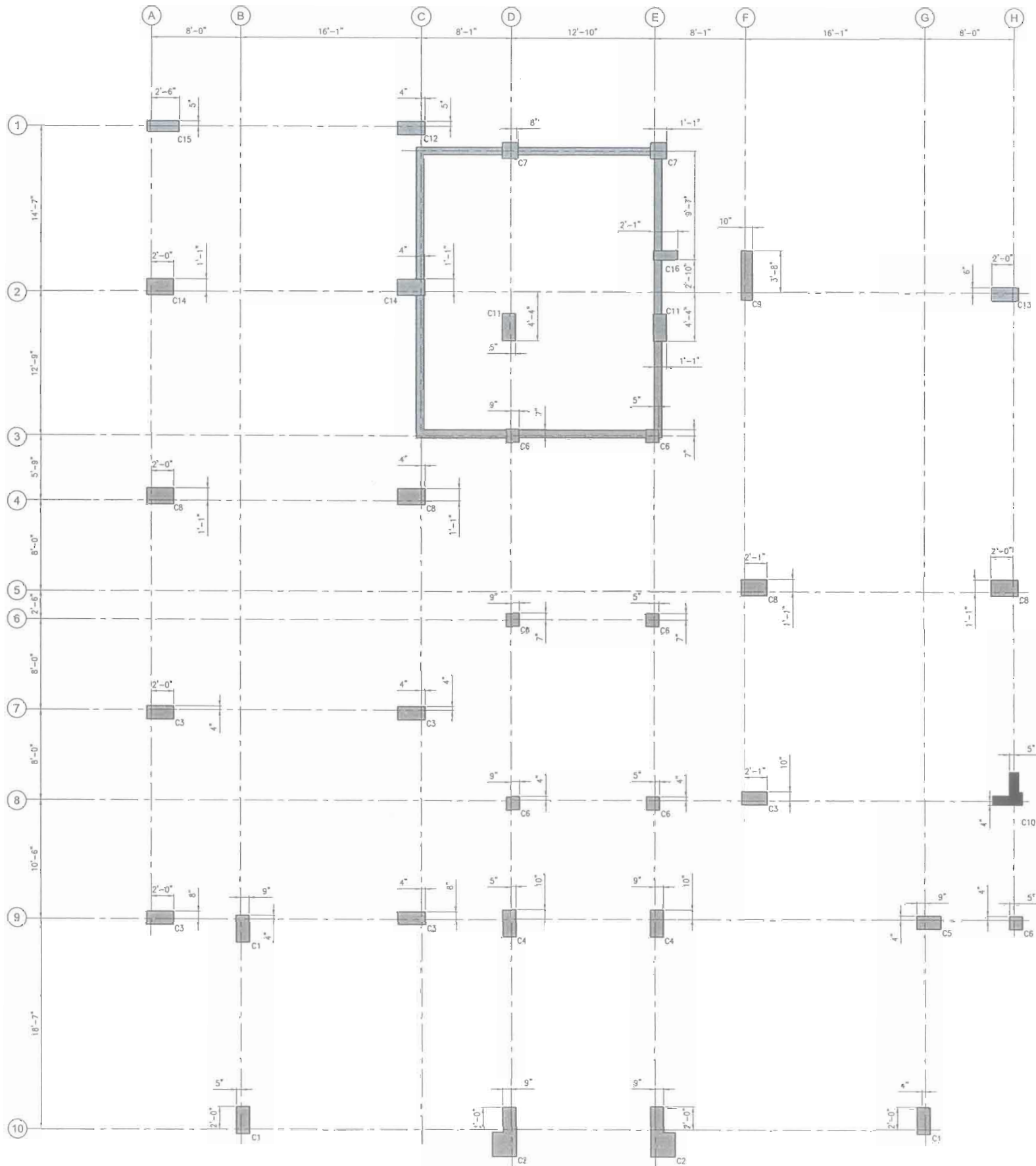
Designed : FA	Checked : NIK	Approved : KG
Drawn : May 2018	Date : May 2018	Scale / Sheet : 3/32"=1'-0" @ A3
Project Code : 00986	Rev. :	
Drawing No. : EA-00986-SM3	11-0001	

DEVELOPMENT OF SMIU CAMPUS KARACHI

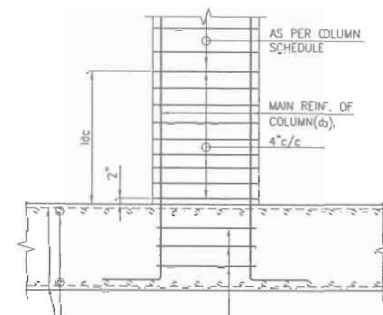


TENDER DRAWINGS
Structure

MODEL SCHOOL City Campus
May' 2018



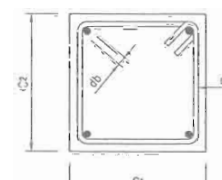
A COLUMN LAYOUT PLAN
SCALE 1"=3/16"



D TYP. DETAIL OF COLUMN
SCALE: N.T.S.

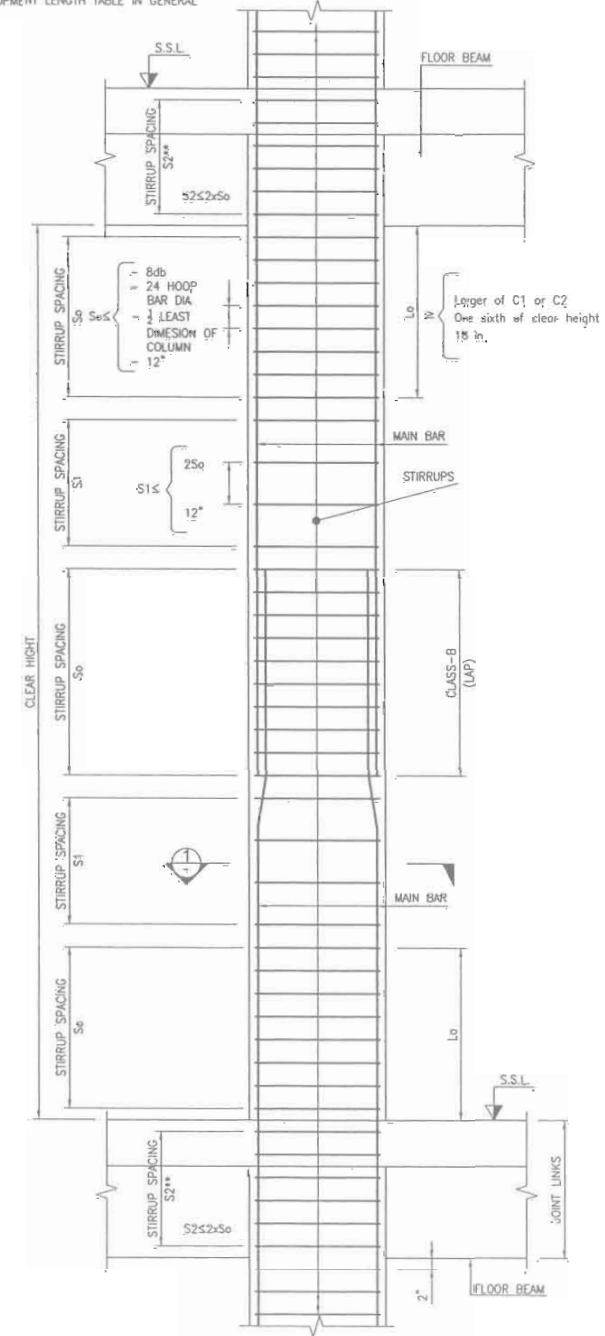
- #4 TIES FOR #10 BARS AND ABOVE OR BUNDLE BARS
- #3 TIES FOR #8 BARS AND BELOW
- FOR Ldc REFER COMPRESSION DEVELOPMENT LENGTH TABLE IN GENERAL NOTES.

- NOTES:-**
- ALL LEVEL ARE IN FEET & INCHES.
 - ALL DIMENSIONS ARE IN FEET INCHES U.N.O.
 - ALL DRAWINGS MUST BE READ IN CONJUNCTION WITH OTHER DISCIPLINES DRAWINGS.
 - FOR GENERAL NOTES REFER DWG. NO. EA-00986-SMS-S-0001.
 - FOR STANDARD DETAILS REFER DWG. NO. EA-00986-SMS-S-0011 TO EA-00986-SMS-S-0015.
 - FOR COLUMN SCHEDULE REFER DWG. NO. EA-00986-SMS-S-0102.
 - FOR U.G.W.TANK DETAILS REFER DWG. NO. EA-00986-SMS-S-5001.



B TYP. ELEVATION OF COLUMN
SCALE: N.T.S.

- * COLUMN LINKS ARE SPECIFIED AS NO # S_o/S (L_o)
- ** S253db FOR ALL EXTERIOR COLUMNS, WHERE db S DIA OF HOOK BAR



B TYP. ELEVATION OF COLUMN
SCALE: N.T.S.



Client:

Consultant:

EA Consulting Pvt Ltd
Head Office: A-9, 15th Lane, Khayaban-e-Hisab, Phase 7, Defence Housing Authority, Karachi, 75500 - Pakistan
Phone No: +91 11111584, Fax No: +91 11111585
Email: info@eaworld.com | www.eaworld.com

Project:

DEVELOPMENT OF SMIU CAMPUS KARACHI

Key Plan:

- Notes:
- All Dimensions to be confirmed on site with architect.
 - Do not scale.
 - Only written dimensions to be followed.
 - Any discrepancies to be clarified with the architect.
 - For structure details refer structure engineer drawings / details.

No.	DATE	DESCRIPTION
0	25-05-2018	ISSUED FOR TENDER
REVISIONS		

Date of Issue: May 25, 2018
Issued To: Client
Issued For: Tender

STRUCTURE

Status: **TENDER**

Building Name:
**MODEL SCHOOL
CITY CAMPUS**

Drawing Title:
**COLUMN LAYOUT PLAN
& DETAILS**


Designed:	Checked:	Approved:
HA	HA	AKM
Drawn:	Date:	Scale / Sheet:
smk	April 2018	AS SHOWN
Project Code:	00986	Rev.: 0
Drawing No.:	EA-986-SMS-S-0101	

UPPER ROOF LEVEL TO ROOF LEVEL	$f_c = 4000$ psi						
ROOF LEVEL TO 3RD LEVEL	$f_c = 4000$ psi						
3RD LEVEL TO 1ST LEVEL	$f_c = 4000$ psi						
1ST LEVEL TO PLINTH LEVEL	$f_c = 4000$ psi						
PLINTH LEVEL TO FOUNDATION	$f_c = 4000$ psi						
COLUMN ID		C11	C12	C13	C14	C15	C16

UPPER ROOF LEVEL TO ROOF LEVEL	$f_c = 4000$ psi									
ROOF LEVEL TO 3RD LEVEL	$f_c = 4000$ psi									
3RD LEVEL TO 1ST LEVEL	$f_c = 4000$ psi									
1ST LEVEL TO PLINTH LEVEL	$f_c = 4000$ psi									
PLINTH LEVEL TO FOUNDATION	$f_c = 4000$ psi									
COLUMN ID		C1	C2	C3	C4	C5	C7	C8	C9	C10

NOTES:-

- 1- ALL LEVEL ARE IN FEET & INCHES.
- 2- ALL DIMENSIONS ARE IN FEET INCHES U.N.D.
- 3- ALL DRAWINGS MUST BE READ IN CONJUNCTION WITH OTHER DISCIPLINES DRAWINGS.
- 4- FOR GENERAL NOTES REFER DWG. NO. EA-00986-SMS-S-0001.
- 5- FOR STANDARD DETAILS REFER DWG. NO. EA-00986-SMS-S-0011 TO EA-00986-SMS-S-0015.
- 6- FOR COLUMN MARK REFER DWG. NO. EA-00986-SMS-S-0101.



Client :
 Consultant :
EA Consulting Pvt Ltd
 Head Office: A-5, 15th Lane, Khayaban-e-Hilal Phase 7, Defence Housing Authority, Karachi, 75500 - Pakistan
 Phone No. : 111-111-5544 Fax No. : 5611525
 Email : info@eamc.com | www.eamc.com

Project :
DEVELOPMENT OF SMIU CAMPUS KARACHI

Key Plan :
 (Blank area for key plan)

Note:
 • All dimensions to be confirmed on site with architect.
 • Do not scale.
 • Only written dimensions to be followed.
 • Any discrepancies to be clarified with the architect.
 • For structure details refer, structure engineer drawings / details

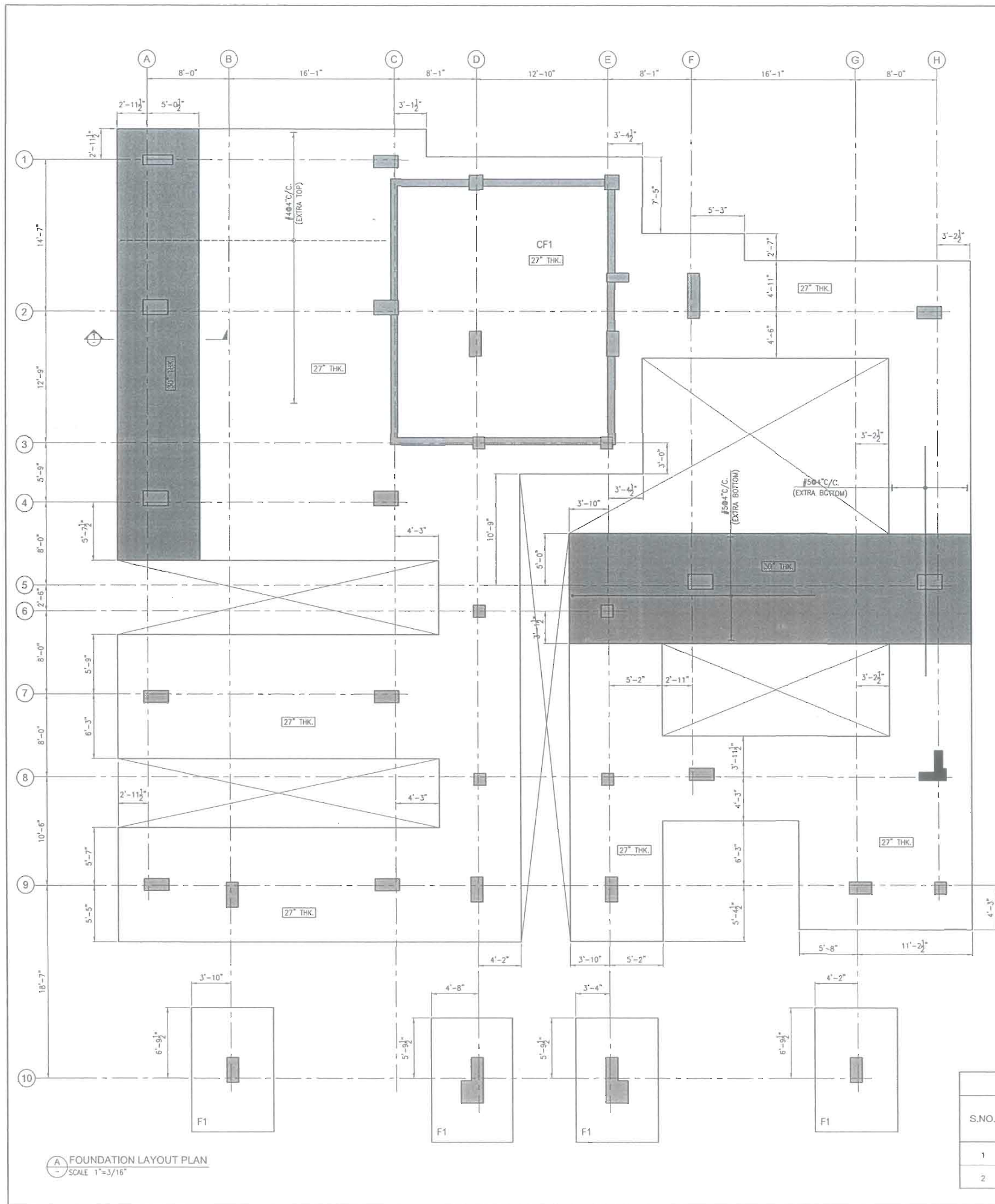


No.	DATE	DESCRIPTION
1	25-05-2018	ISSUED FOR TENDER

Date of Issue : May 25, 2018
 Issued To : Client
 Issued For : Tender

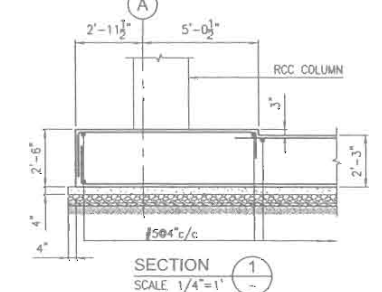
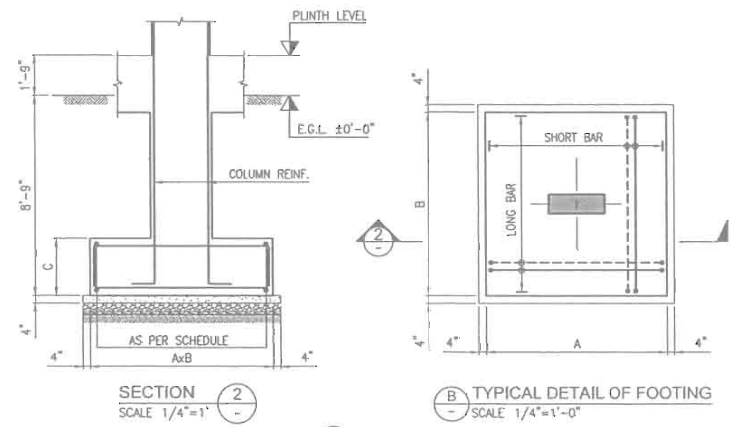
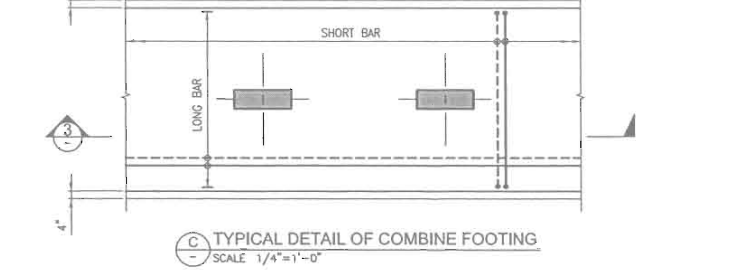
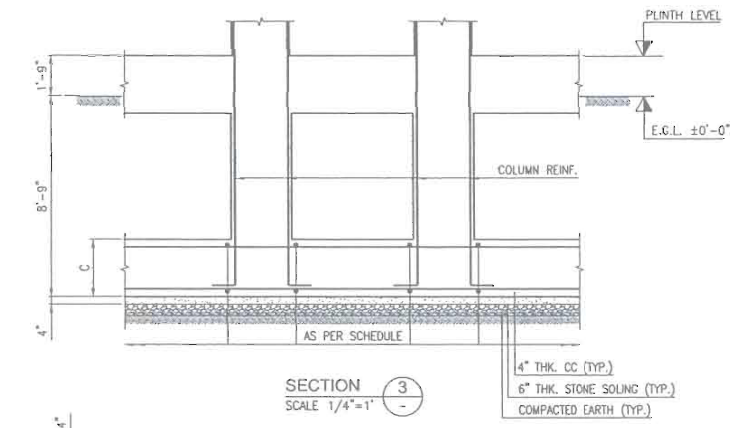
STRUCTURE
TENDER
 Building Name:
MODEL SCHOOL CITY CAMPUS

Drawing Title :
COLUMN SCHEDULE
 Designed : Checked : Approved :
 Drawn : HA Date : HA Scale / Sheet :
 Project Code : 00986 Rev. : 0
 Drawing No. : EA-986-SMS-S-0102



NOTES:-

- 1- ALL LEVEL ARE IN FEET & INCHES.
- 2- ALL DIMENSIONS ARE IN FEET INCHES U.N.O.
- 3- ALL DRAWINGS MUST BE READ IN CONJUNCTION WITH OTHER DISCIPLINES DRAWINGS.
- 4- FOR GENERAL NOTES REFER DWG. NO. EA-00986-SMS-S-0001.
- 5- FOR STANDARD DETAILS REFER DWG. NO. EA-00986-SMS-S-0011 TO EA-00986-SMS-S-0015.
- 6- FOR U.G.W.TANK DETAILS REFER DWG. NO. EA-00986-SMS-S-0001.
- 7- FOOTING HAS BEEN DESIGNED USING AN ALLOWABLE BEARING CAPACITY OF 1.5 TSF AT DEPTH OF 8.25-10.0 FEET FROM E.G.L.
- 8- THIS SHOULD BE VERIFIED PRIOR TO START OF CONSTRUCTION. IT IS IMPORTANT TO NOTE THAT BEFORE PLACING FOUNDATION CONCRETE THE EXCAVATIONS SHOULD BE CAREFULLY INSPECTED TO ENSURE THAT FILL HAS BEEN CROSSED AND FOUNDATIONS ARE BEING PLACED IN COMPETENT SOIL. THIS PRECAUTION IS NECESSARY TO GUARD AGAINST LOCALIZED FILLS AND INHOMOGENITIES.



SCHEDULE OF FOOTING										
S.NO.	FOOTING	FOOTING SIZE			FOOTING THICK	BOTTOM REINFORCEMENT		TOP REINFORCEMENT		REMARKS
		A	B	C		SHORT BAR	LONG BAR	SHORT BAR	LONG BAR	
1	F1	8'-0"	12'-0"	27"	#404/c/c	#404/c/c	-	-		
2	CF1	SEE PLAN			27"	#504/c/c	#504/c/c	#504/c/c	#504/c/c	

Client:

Consultant:

EA Consulting Pvt Ltd
Head Office: Al-8, 15th Lane, Khayaban-e-Hal, Phase 7, Defence Housing Authority, Karachi, 75500 - Pakistan
Phone No. : 111-111-5544 Fax No. : 584-1825
Email : info@eaworld.com | www.eaworld.com

Project: **DEVELOPMENT OF SMIU CAMPUS KARACHI**

Key Plan:

Note:
 * All Dimensions to be confirmed on site with architect.
 * Do not scale.
 * Only written dimensions to be followed.
 * Any discrepancies to be clarified with the architect.
 * For structure details refer, structure engineer drawings / details.

North:

No.	DATE	DESCRIPTION
0	25-05-2018	ISSUED FOR TENDER

REVISIONS

Date of Issue: May 25, 2018
 Issued To: Client
 Issued For: Tender

STRUCTURE

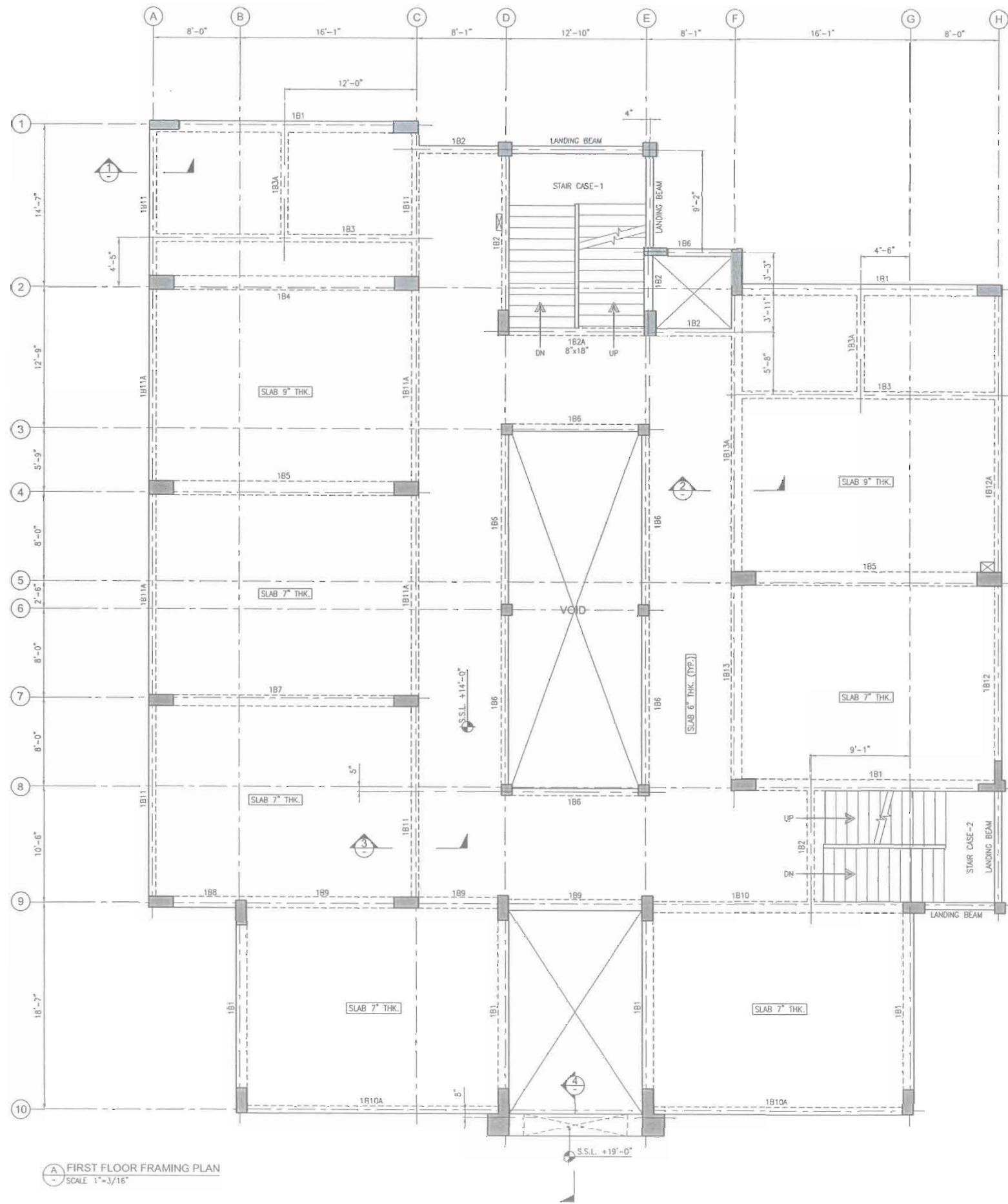
Status: **TENDER**

Building Name: **MODEL SCHOOL CITY CAMPUS**

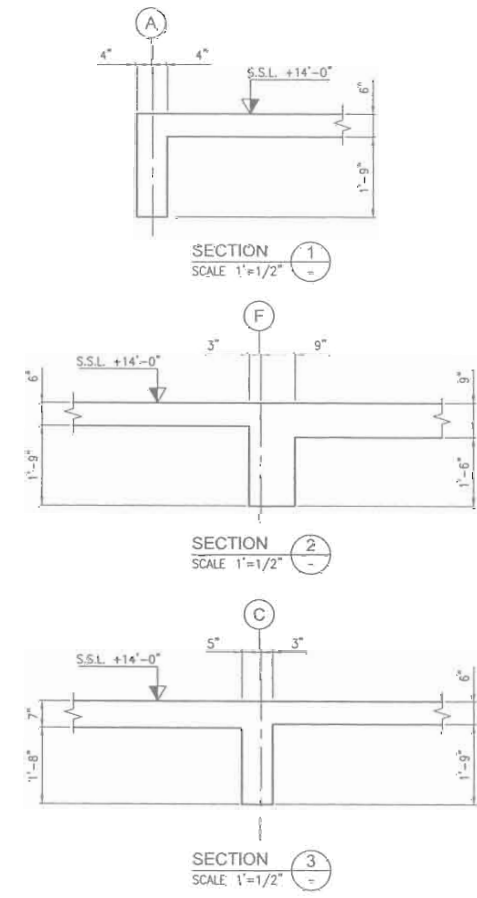
Drawing Title: **FOUNDATION LAYOUT PLAN & DETAILS**

Designed: HA Checked: HA Approved: AKM
 Drawn: MMK Date: April 2018 Scale / Sheet: AS SHOWN
 Project Code: 00986 Rev.: 0

Drawing No.: EA-986-SMS-S-0103



- NOTES:-**
- 1- ALL LEVEL ARE IN FEET & INCHES.
 - 2- ALL DIMENSIONS ARE IN FEET INCHES U.N.O.
 - 3- ALL DRAWINGS MUST BE READ IN CONJUNCTION WITH OTHER DISCIPLINES DRAWINGS.
 - 4- FOR GENERAL NOTES REFER DWG. NO. EA-00986-SMS-S-0001.
 - 5- FOR STANDARD DETAILS REFER DWG. NO. EA-00986-SMS-S-0011 TO EA-00986-SMS-S-0015.
 - 6- FOR BEAM SCHEDULE REFER DWG. NO. EA-00986-SMS-S-4001.
 - 7- FOR STAIR CASE-1 DETAILS REFER DWG. NO. EA-00986-SMS-S-6001.
 - 8- FOR STAIR CASE-2 DETAILS REFER DWG. NO. EA-00986-SMS-S-6002.



FIRST FLOOR FRAMING PLAN
SCALE 1"=3/16"



EA Consulting Pvt Ltd
Head Office: Al-4, 15th Lane, Hayatabad Phase 7, Defence Housing Authority, Karachi, 75500 - Pakistan
Phone No.: 111-111-5544, Fax No.: 264-1825
E-mail: info@eaconsulting.com, www.eaconsulting.com

DEVELOPMENT OF SMIU CAMPUS KARACHI

Key Plan:

Note:

- All Dimensions to be confirmed on site with architect.
- Do not scale.
- Only written dimensions to be followed.
- Any discrepancies to be clarified with the architect.
- For structure details refer structure engineer drawings / details.

No.	DATE	DESCRIPTION
0	25-05-2018	ISSUED FOR TENDER

Date of Issue: May 25, 2018
Issued To: Client
Issued For: Tender

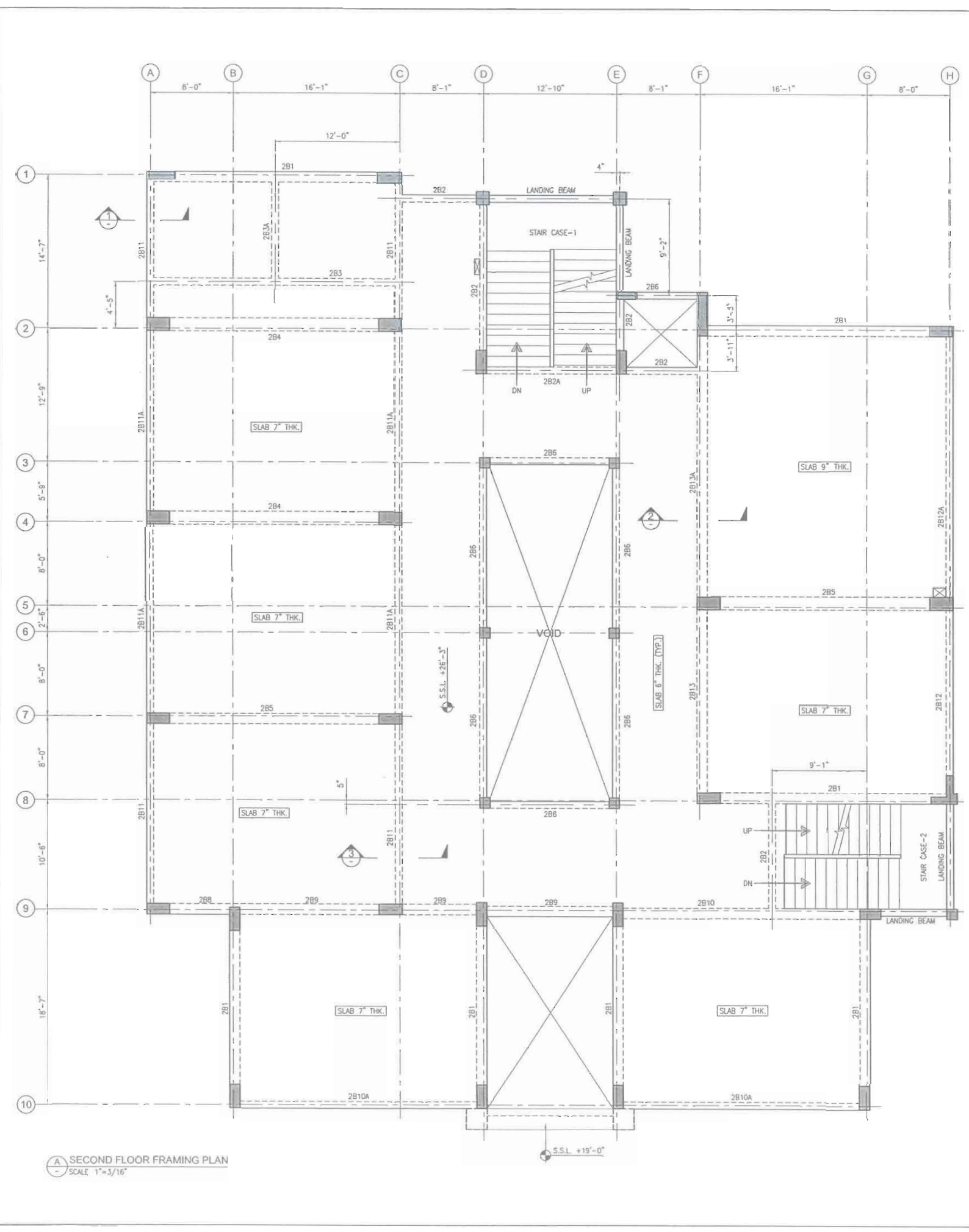
STRUCTURE

TENDER

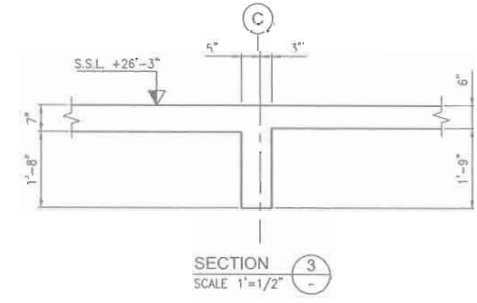
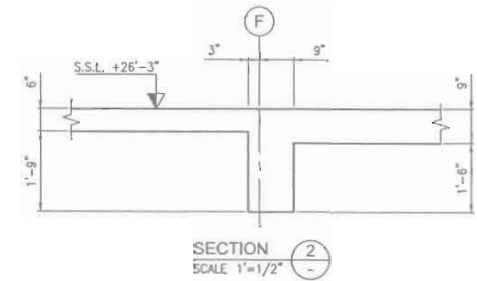
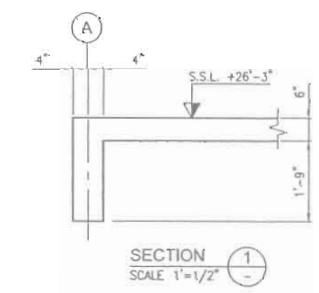
Building Name:
MODEL SCHOOL CITY CAMPUS

Drawing Title:
FIRST FLOOR FRAMING PLAN & DETAILS

Designed: HA	Checked: HA	Approved: AKM
Drawn: MMK	Date: April 2018	Scale / Sheet: AS SHOWN
Project Code: 00986	Rev.: 0	
Drawing No.: EA-986-SMS-S-2002		



- NOTES:-**
- 1- ALL LEVEL ARE IN FEET & INCHES.
 - 2- ALL DIMENSIONS ARE IN FEET INCHES U.N.O.
 - 3- ALL DRAWINGS MUST BE READ IN CONJUNCTION WITH OTHER DISCIPLINES DRAWINGS.
 - 4- FOR GENERAL NOTES REFER DWG. NO. EA-00986-SMS-S-0001.
 - 5- FOR STANDARD DETAILS REFER DWG. NO. EA-00986-SMS-S-0011 TO EA-00986-SMS-S-0015.
 - 6- FOR BEAM SCHEDULE REFER DWG. NO. EA-00986-SMS-S-4001.
 - 7- FOR STAIR CASE-1 DETAILS REFER DWG. NO. EA-00986-SMS-S-6001.
 - 8- FOR STAIR CASE-2 DETAILS REFER DWG. NO. EA-00986-SMS-S-6002.



EA Consulting Pvt Ltd
 Head Office: AI-9, 15th Lane, Khayaban-e-Hab Phase 7,
 Defence Housing Authority, Karachi, 75500 - Pakistan
 Phone No. : 111-111-5664, Fax No. : 264-1825
 Email : info@eamworld.com | www.eamworld.com

Project :
**DEVELOPMENT OF
 SMIU CAMPUS
 KARACHI**

Key Plan :

Note:
 • All Dimensions to be confirmed on site with architect.
 • Do not scale.
 • Only written dimensions to be followed.
 • Any discrepancies to be clarified with the architect.
 • For structure details refer, structure engineer drawings / details

North:

No.	DATE	DESCRIPTION
0	25-05-2018	ISSUED FOR TENDER

REVISIONS		

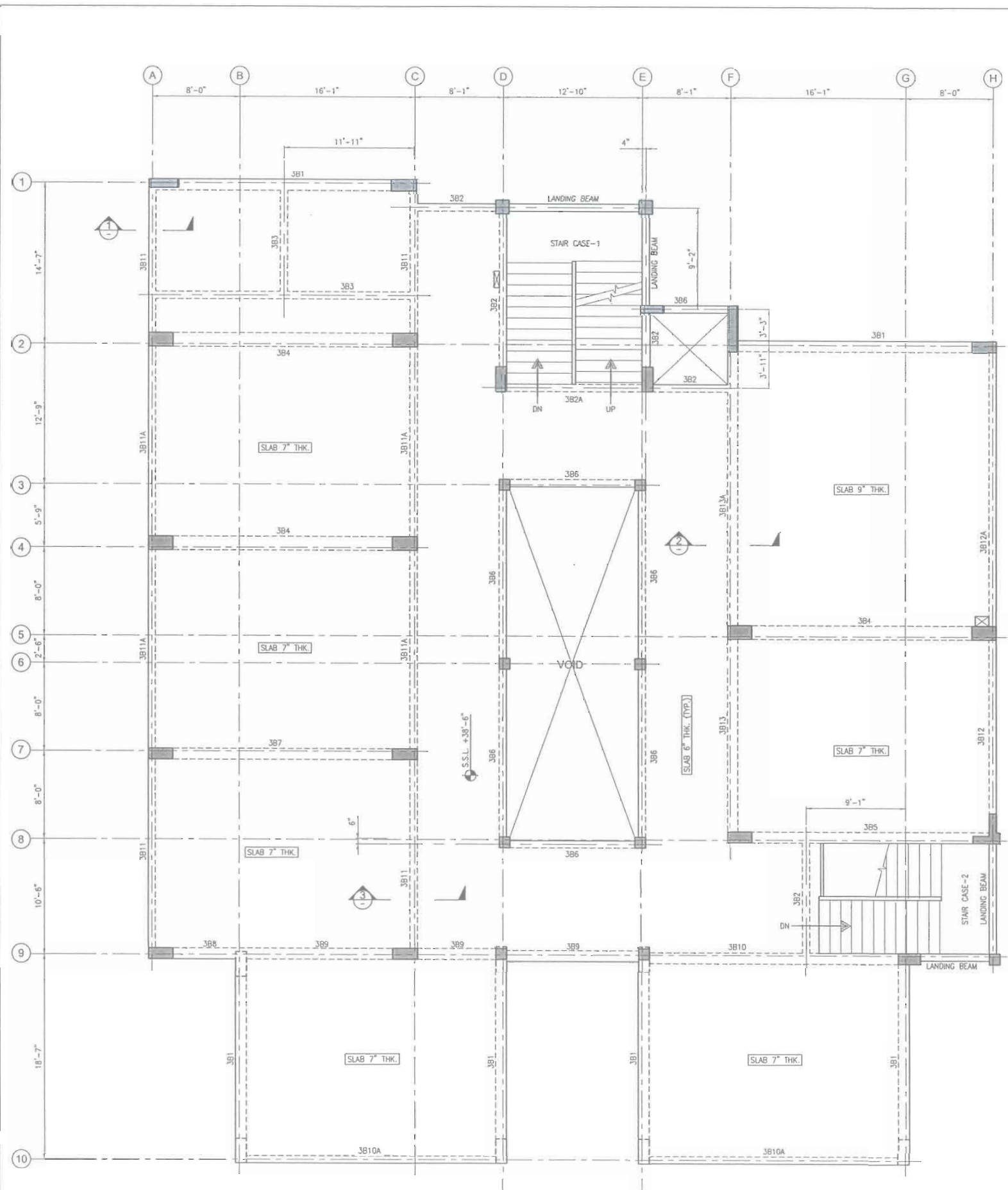
STRUCTURE

TENDER

Building Name:
**MODEL SCHOOL
 CITY CAMPUS**

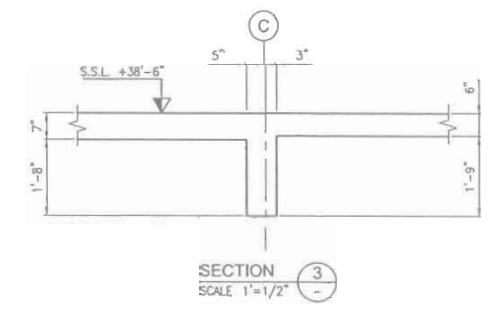
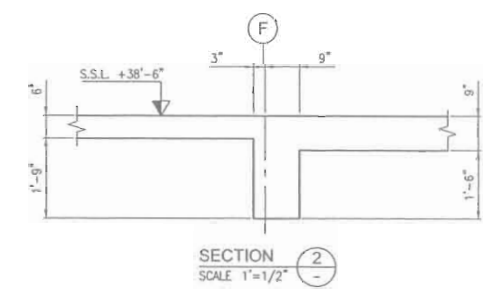
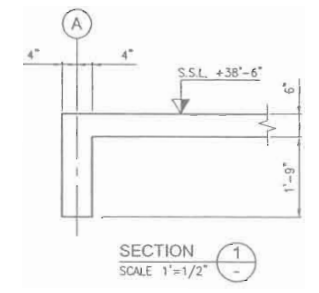
Drawing Title :
**SECOND FLOOR FRAMING
 PLAN & DETAILS**

Designed :	Checked :	Approved :
Drawn :	Date :	Scale / Sheet :
Project Code :	00986	Rev. : 0
Drawing No. :	EA-986-SMS-S-2003	



THIRD FLOOR FRAMING PLAN
SCALE 1"=3/16"

- NOTES:-**
- 1- ALL LEVEL ARE IN FEET & INCHES.
 - 2- ALL DIMENSIONS ARE IN FEET INCHES U.N.O.
 - 3- ALL DRAWINGS MUST BE READ IN CONJUNCTION WITH OTHER DISCIPLINES DRAWINGS.
 - 4- FOR GENERAL NOTES REFER DWG. NO. EA-00986-SMS-S-0001.
 - 5- FOR STANDARD DETAILS REFER DWG. NO. EA-00986-SMS-S-0011 TO EA-00986-SMS-S-0015.
 - 6- FOR BEAM SCHEDULE REFER DWG. NO. EA-00986-SMS-S-4001.
 - 7- FOR STAIR CASE-1 DETAILS REFER DWG. NO. EA-00986-SMS-S-6001.
 - 8- FOR STAIR CASE-2 DETAILS REFER DWG. NO. EA-00986-SMS-S-6002.



EA Consulting Pvt Ltd
Head Office: AL-9, 15th Lane, Khayaban-e-Hilal Phase 7, Defence Housing Authority, Karachi, 75200 - Pakistan
Phone No. : 111-111-584, Fax No. : 584-1625
Email : info@eawork.com | www.eawork.com

Project:
**DEVELOPMENT OF
SIU CAMPUS
KARACHI**

Key Plan:

Note:
 * All Dimensions to be confirmed on site with architect.
 * Do not scale.
 * Only written dimensions to be followed.
 * Any discrepancies to be clarified with the architect.
 * For structure details refer, structure engineer drawings / details



No.	DATE	DESCRIPTION
0	25-05-2018	ISSUED FOR TENDER

No.	DATE	DESCRIPTION
REVISIONS		

Date of Issue: May 25, 2018
 Issued To: Client
 Issued For: Tender

STRUCTURE

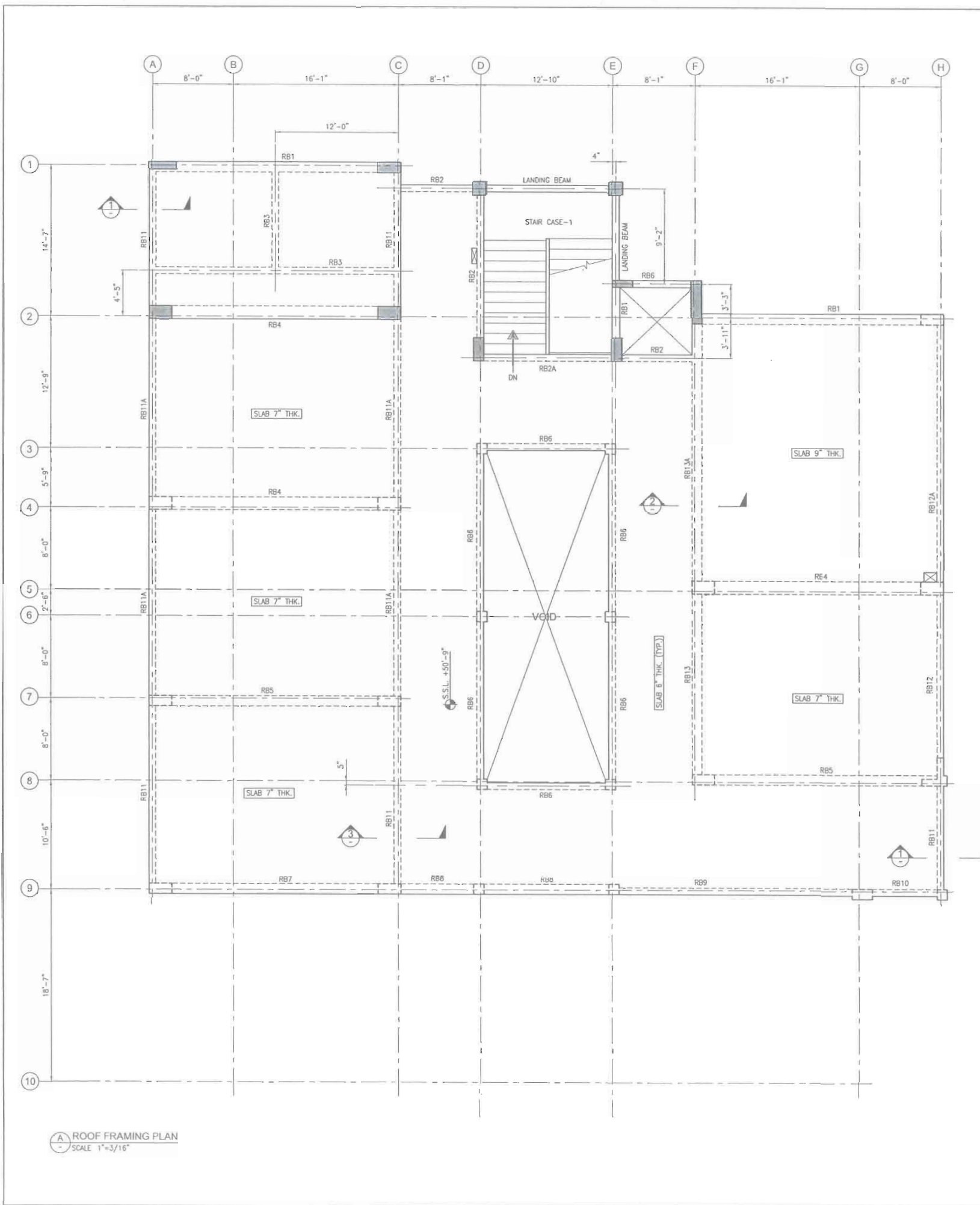
Status: **TENDER**

Building Name:
**MODEL SCHOOL
CITY CAMPUS**

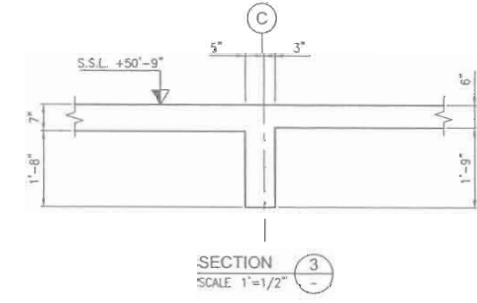
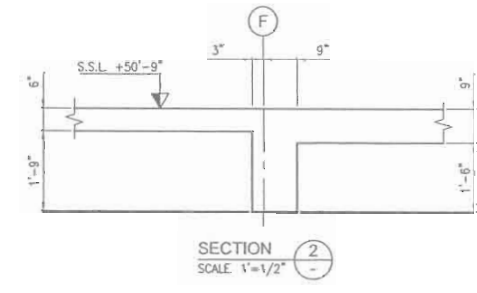
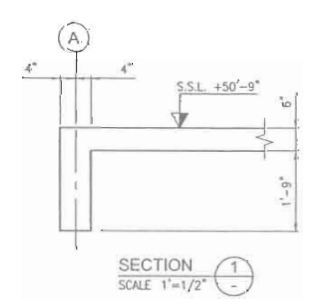
Drawing Title:
**THIRD FLOOR FRAMING
PLAN & DETAILS**

Designed: HA	Checked: HA	Approved: AKM
Drawn: MMK	Date: April 2018	Scale / Sheet: AS SHOWN
Project Code: 00986	Rev: 0	

Drawing No.: EA-986-SMS-S-2004



- NOTES:-**
- 1- ALL LEVEL ARE IN FEET & INCHES.
 - 2- ALL DIMENSIONS ARE IN FEET INCHES U.N.O.
 - 3- ALL DRAWINGS MUST BE READ IN CONJUNCTION WITH OTHER DISCIPLINES DRAWINGS.
 - 4- FOR GENERAL NOTES REFER DWG. NO. EA-00986-SMS-S-0001.
 - 5- FOR STANDARD DETAILS REFER DWG. NO. EA-00986-SMS-S-0011 TO EA-00986-SMS-S-0015.
 - 6- FOR BEAM SCHEDULE REFER DWG. NO. EA-00986-SMS-S-4001.
 - 7- FOR STAIR CASE-1 DETAILS REFER DWG. NO. EA-00986-SMS-S-6001.



ROOF FRAMING PLAN
SCALE 1"=3/16"



EA Consulting Pvt Ltd
Head Office: AL-15, 15th Lane, Khayaban-e-Hilal Phase 7, Defence Housing Authority, Karachi, 75600 - Pakistan
Phone No. 111-111-564, Fax No. 564-1825
Email: info@eaconsult.com | www.eaconsult.com

Project:
DEVELOPMENT OF SMIU CAMPUS KARACHI

Key Plan:

Note:
• All Dimensions to be confirmed on site with architect.
• Do not scale.
• Only written dimensions to be followed.
• Any discrepancies to be clarified with the architect.
• For structure details refer, structure engineer drawings / details



No.	DATE	DESCRIPTION
0	25-05-2018	ISSUED FOR TENDER
REVISIONS		

Date of Issue: May 25, 2018
Issued To: Client
Issued For: Tender

STRUCTURE
Status: **TENDER**

Building Name: **MODEL SCHOOL CITY CAMPUS**

Drawing Title: **ROOF FRAMING PLAN & DETAILS**

Designed: HA	Checked: HA	Approved: AKM
Drawn: MUK	Date: April 2018	Scale / Sheet: AS SHOWN
Project Code: 00986	Rev.: 0	

Drawing No.: EA-986-SMS-S-2005



Client:

Consultant:

EA Consulting Pvt Ltd
 Head Office: AL-9, 15th Lane, Khayaban-e-Hayat Phase 7,
 Defence Housing Authority, Karachi-75500 - Pakistan
 Phone No: +92-21-1175964 - Fax No: 564-1825
 Email: info@eaworld.com | www.eaworld.com

Project:

**DEVELOPMENT OF
 SIU CAMPUS
 KARACHI**

Key Plan:

Note:

- All Dimensions to be confirmed on site with architect.
- Do not scale.
- Only written dimensions to be followed.
- Any discrepancies to be clarified with the architect.
- For structure details refer, structure engineer drawings / details



No.	DATE	DESCRIPTION
0	25-05-2018	ISSUED FOR TENDER

Date of Issue: May 25, 2018
 Issued To: Client
 Issued For: Tender

STRUCTURE

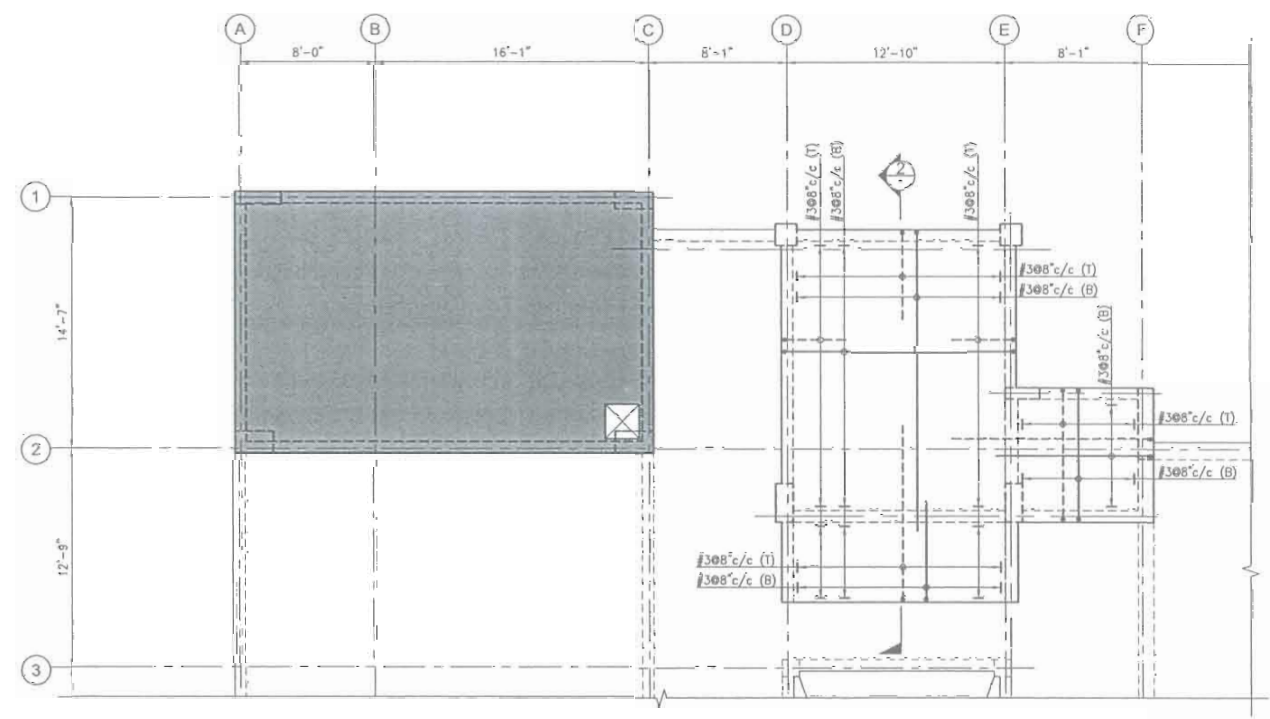
Status: **TENDER**

Building Name: **MODEL SCHOOL CITY CAMPUS**

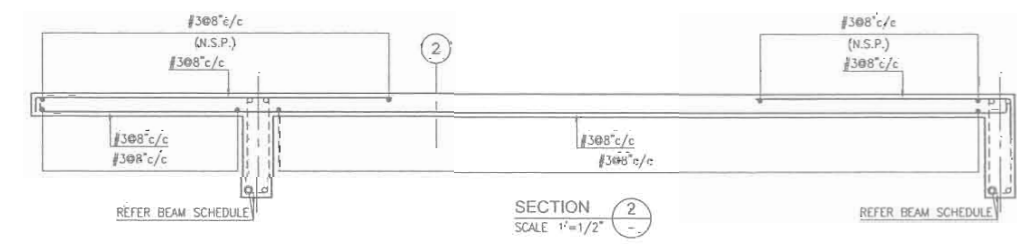
Drawing Title: **UPPER ROOF FRAMING REINFORCEMENT PLAN & DETAILS**

Designed: HA	Checked: HA	Approved: AKM
Drawn: MMK	Date: April 2018	Scale / Sheet: AS SHOWN
Project Code: 00986	Rev.: 0	
Drawing No.: EA-986-SMS-S-2006		

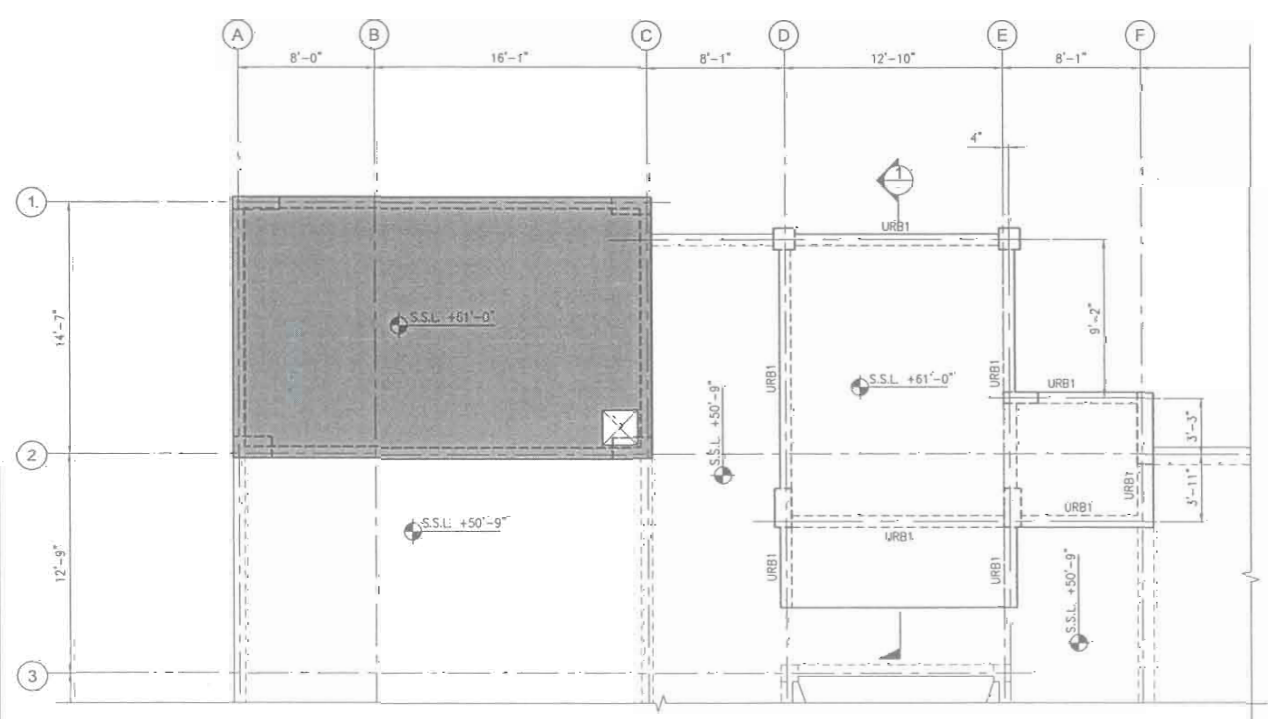
- NOTES:
- ALL LEVEL ARE IN FEET & INCHES.
 - ALL DIMENSIONS ARE IN FEET INCHES U.N.O.
 - ALL DRAWINGS MUST BE READ IN CONJUNCTION WITH OTHER DISCIPLINES DRAWINGS.
 - FOR GENERAL NOTES REFER DWG. NO. EA-00986-SMS-S-0001.
 - FOR STANDARD DETAILS REFER DWG. NO. EA-00986-SMS-S-0011 TO EA-00986-SMS-S-0015.
 - FOR BEAM SCHEDULE REFER DWG. NO. EA-00986-SMS-S-4001.
 - FOR D.H.W.TANK DETAILS REFER DWG. NO. EA-00986-SMS-S-5002.



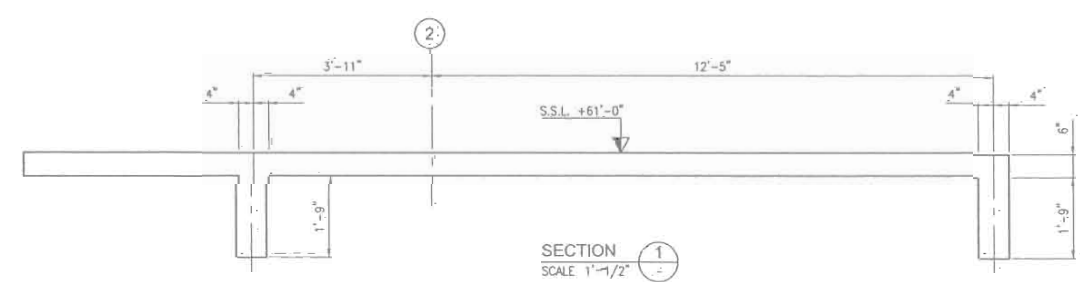
UPPER ROOF REINFORCEMENT PLAN
 SCALE: 1"=3/16"



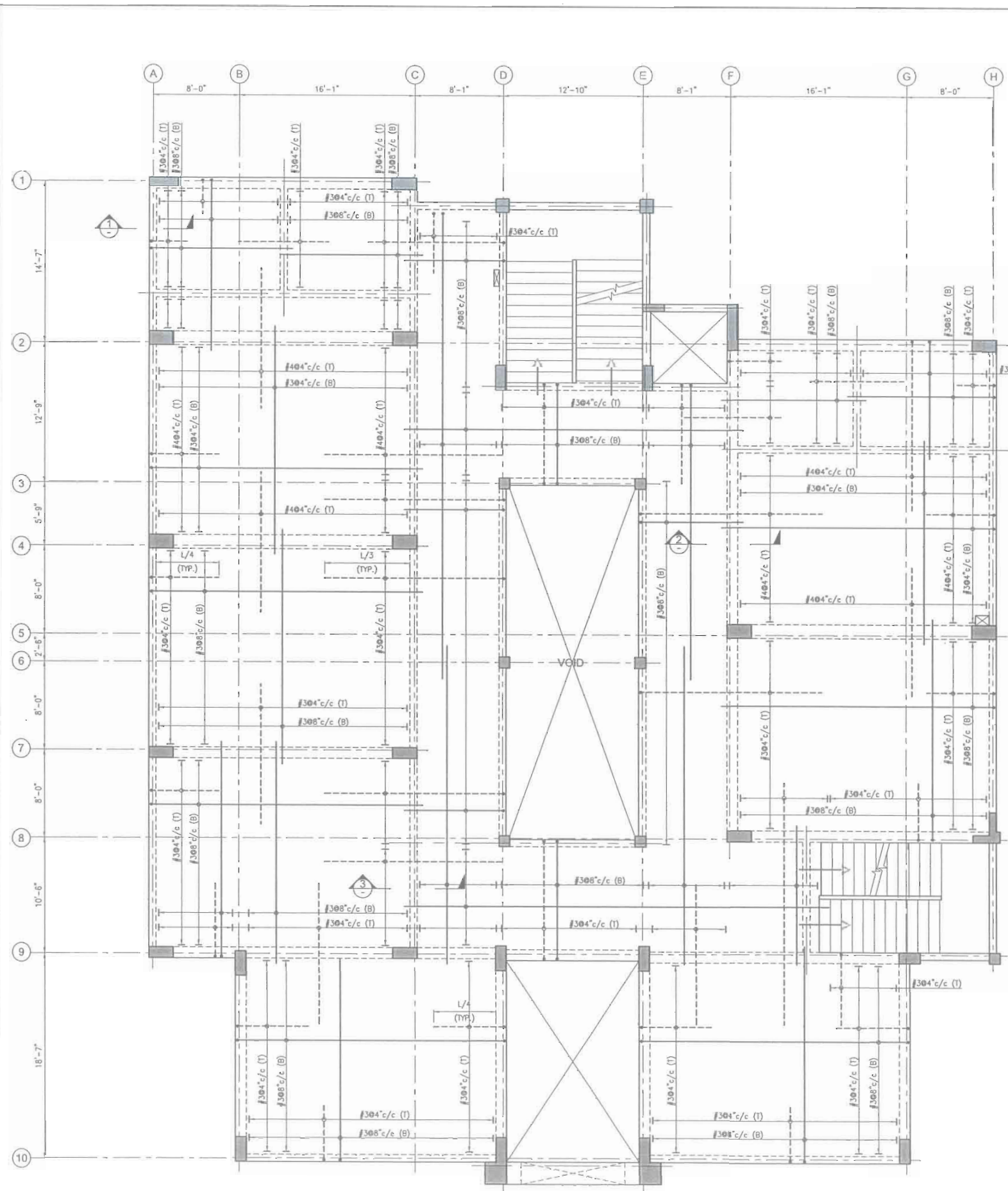
SECTION 2
 SCALE: 1"=1/2"



UPPER ROOF FRAMING PLAN
 SCALE: 1"=3/16"

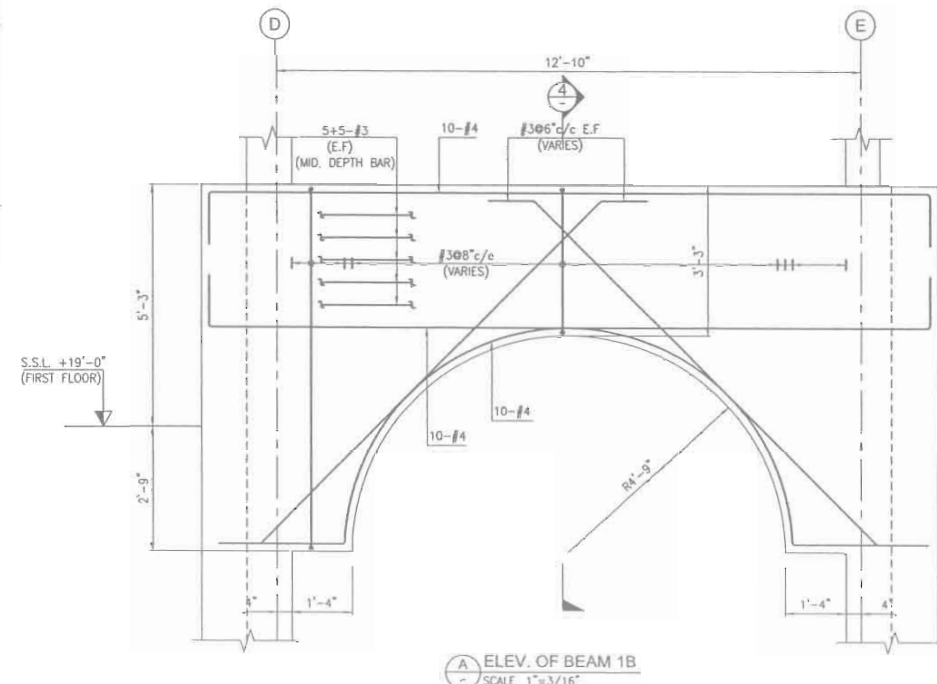
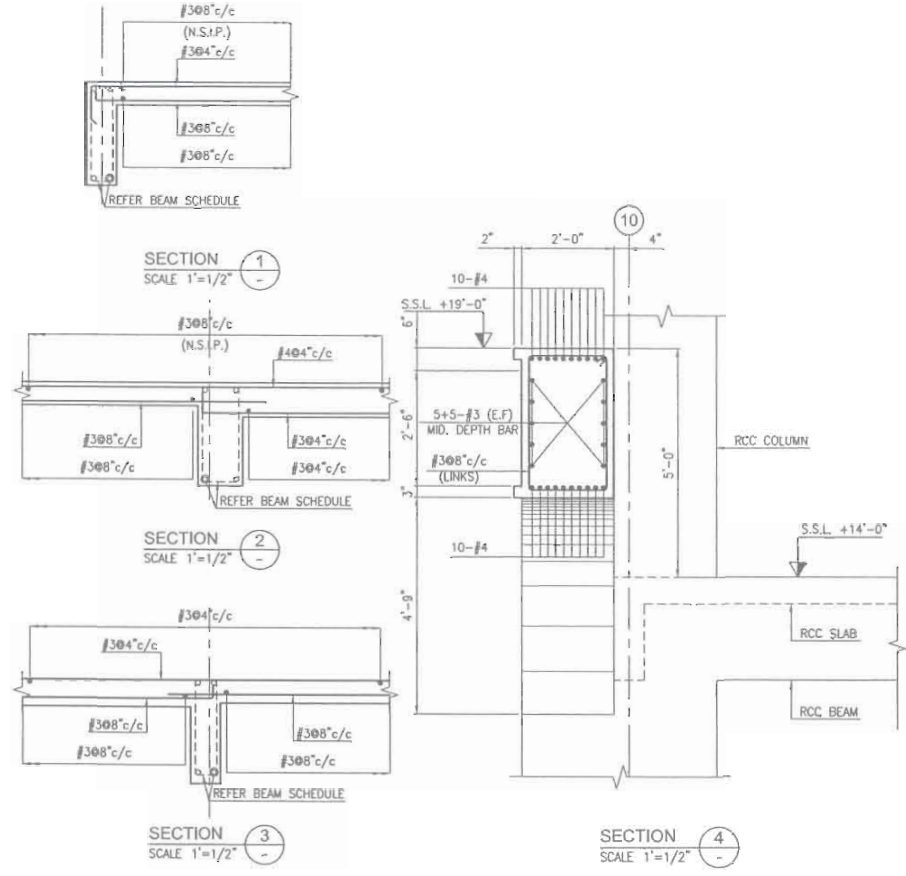


SECTION 1
 SCALE: 1"=1/2"



A FIRST FLOOR REINFORCEMENT PLAN
SCALE 1"=3/16"

- NOTES:-**
- 1- ALL LEVEL ARE IN FEET & INCHES.
 - 2- ALL DIMENSIONS ARE IN FEET INCHES U.N.O.
 - 3- ALL DRAWINGS MUST BE READ IN CONJUNCTION WITH OTHER DISCIPLINES DRAWINGS.
 - 4- FOR GENERAL NOTES REFER DWG. NO. EA-00986-SMS-S-0001.
 - 5- FOR STANDARD DETAILS REFER DWG. NO. EA-00986-SMS-S-0011 TO EA-00986-SMS-S-0015.
 - 6- FOR U.G.W.TANK DETAILS REFER DWG. NO. EA-00986-SMS-S-5001.
 - 7- FOR BEAM SCHEDULE REFER DWG. NO. EA-00986-SMS-S-4001.
 - 8- FOR STAIR CASE-1 DETAILS REFER DWG. NO. EA-00986-SMS-S-6001.
 - 9- FOR STAIR CASE-2 DETAILS REFER DWG. NO. EA-00986-SMS-S-6002.



A ELEV. OF BEAM 1B
SCALE 1"=3/16"



Consultant:
EA Consulting Pvt Ltd
Head Office: A.L.G, 15th Lane, Khayaban-e-Hayat Phase 7, Defence Housing Authority, Karachi, 75500 - Pakistan
Phone No. 111-111-5864, Fax No. 564-1825
Email: info@eaworld.com | www.eaworld.com

Project:
DEVELOPMENT OF SMIU CAMPUS KARACHI

Key Plan:

Note:
• All Dimensions to be confirmed on site with architect.
• Do not scale.
• Only written dimensions to be followed.
• Any discrepancies to be clarified with the architect.
• For structure details refer, structure engineer drawings / details.

No.	DATE	DESCRIPTION
0	25-05-2018	ISSUED FOR TENDER

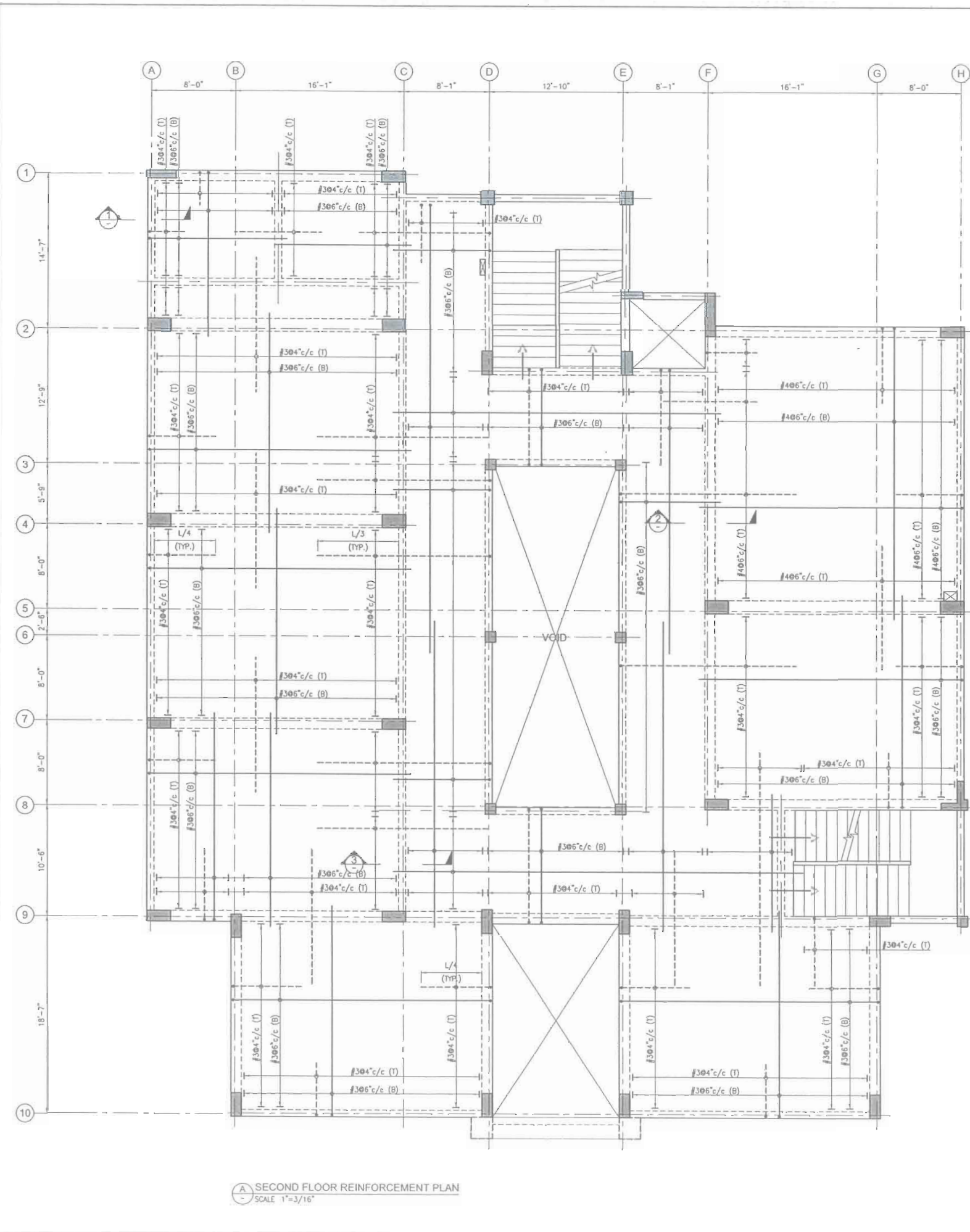
Date of Issue: May 25, 2018
Issued To: Client
Issued For: Tender

STRUCTURE
Status: **TENDER**

Building Name:
MODEL SCHOOL CITY CAMPUS

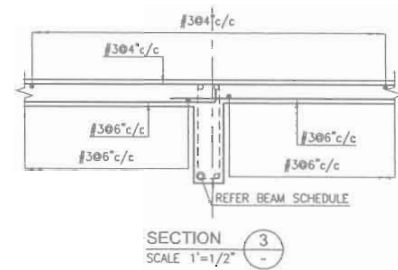
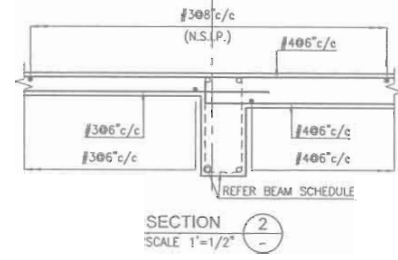
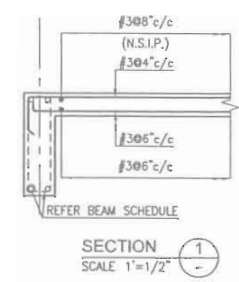
Drawing Title:
FIRST FLOOR REINFORCEMENT PLAN & SECTION DETAILS

Designed: HA **Checked:** HA **Approved:** AKM
Drawn: MMK **Date:** April 2018 **Scale / Sheet:** AS SHOWN
Project Code: 00986 **Rev.:** 0
Drawing No.: EA-986-SMS-S-3001



A SECOND FLOOR REINFORCEMENT PLAN
SCALE 1"=3/16"

- NOTES:-**
- 1- ALL LEVEL ARE IN FEET & INCHES.
 - 2- ALL DIMENSIONS ARE IN FEET INCHES U.N.O.
 - 3- ALL DRAWINGS MUST BE READ IN CONJUNCTION WITH OTHER DISCIPLINES DRAWINGS.
 - 4- FOR GENERAL NOTES REFER DWG. NO. EA-00986-SMS-S-0001.
 - 5- FOR STANDARD DETAILS REFER DWG. NO. EA-00986-SMS-S-0011 TO EA-00986-SMS-S-0015.
 - 6- FOR U.G.W.TANK DETAILS REFER DWG. NO. EA-00986-SMS-S-5001.
 - 7- FOR BEAM SCHEDULE REFER DWG. NO. EA-00986-SMS-S-4001.
 - 8- FOR STAIR CASE-1 DETAILS REFER DWG. NO. EA-00986-SMS-S-6001.
 - 9- FOR STAIR CASE-2 DETAILS REFER DWG. NO. EA-00986-SMS-S-6002.



Client:
 Consultant:
EA Consulting Pvt Ltd
 Head Office: A.C. 9, 15th Lane, Khayaban-e-Hal Phase 7, Defence Housing Authority, Karachi, 75500 - Pakistan
 Phone No. 111-111-584, Fax No. 564-1825
 Email: info@eaconsult.com | www.eawork.com

Project:
DEVELOPMENT OF SMIU CAMPUS KARACHI

Key Plan:

Note:
 • All Dimensions to be confirmed on site with architect.
 • Do not scale.
 • Only written dimensions to be followed.
 • Any discrepancies to be clarified with the architect.
 • For structure details refer, structure engineer drawings / details.



No.	DATE	DESCRIPTION
0	25-05-2018	ISSUED FOR TENDER

Date of Issue: May 25, 2018
 Issued To: Client
 Issued For: Tender

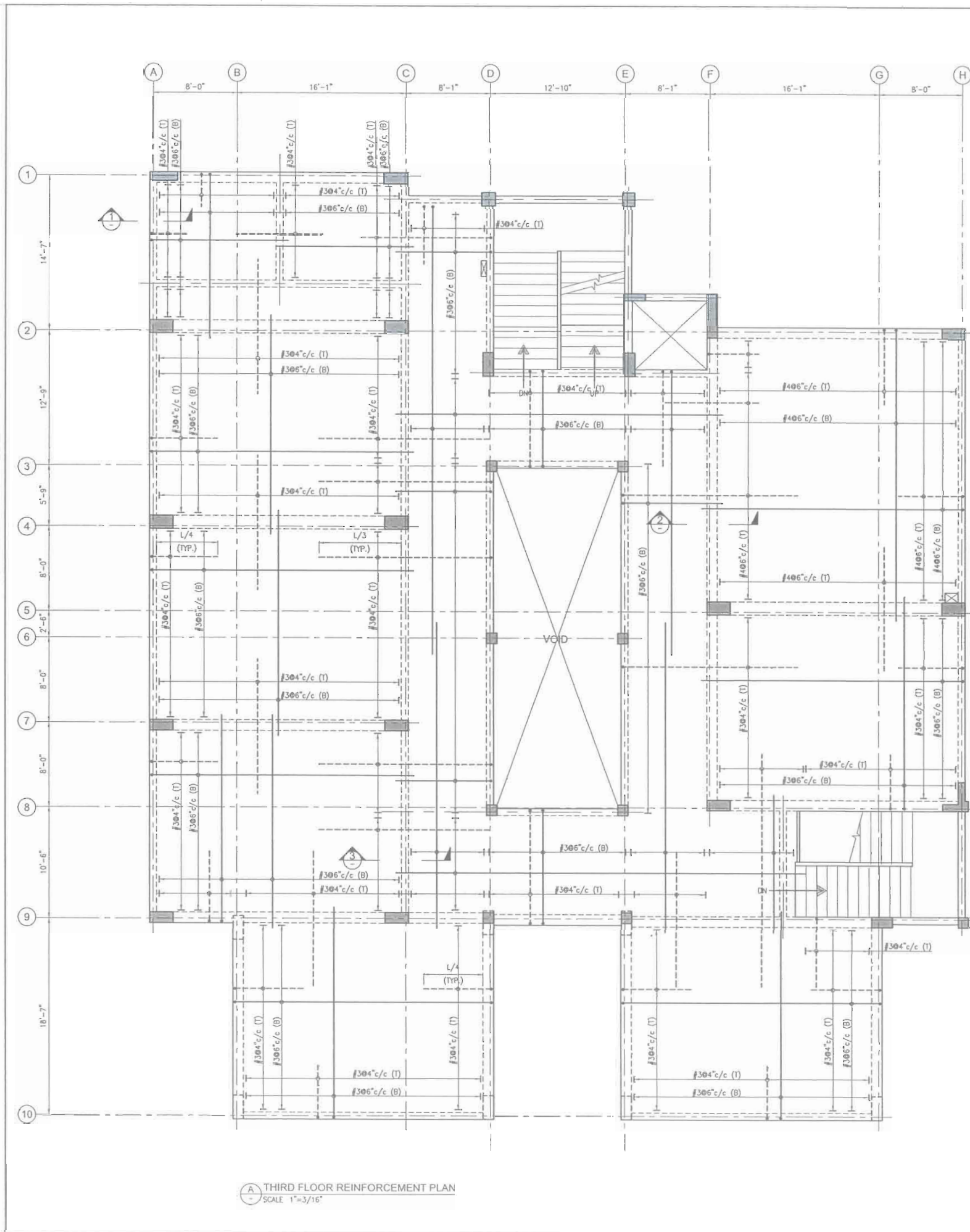
STRUCTURE
 Status: **TENDER**

Building Name:
MODEL SCHOOL CITY CAMPUS

Drawing Title:
SECOND FLOOR REINFORCEMENT PLAN & SECTION DETAILS

Designed:	Checked:	Approved:
HA	HA	AKM
Drawn:	Date:	Scale / Sheet:
MMK	April 2018	AS SHOWN
Project Code:	00986	Rev.: 0

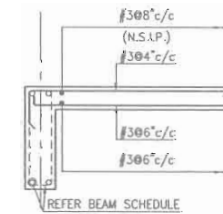
Drawing No.: EA-986-SMS-S-3002



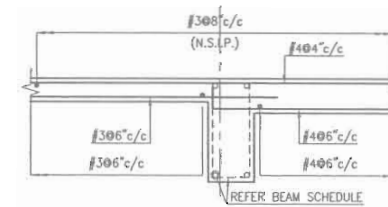
A THIRD FLOOR REINFORCEMENT PLAN
SCALE 1"=3/16"

NOTES:-

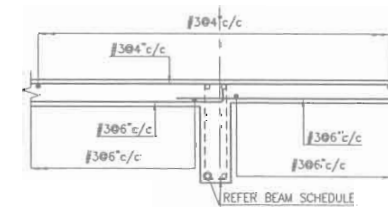
- 1- ALL LEVEL ARE IN FEET & INCHES.
- 2- ALL DIMENSIONS ARE IN FEET INCHES U.N.O.
- 3- ALL DRAWINGS MUST BE READ IN CONJUNCTION WITH OTHER DISCIPLINES DRAWINGS.
- 4- FOR GENERAL NOTES REFER DWG. NO. EA-00986-SMS-S-0001.
- 5- FOR STANDARD DETAILS REFER DWG. NO. EA-00986-SMS-S-0011 TO EA-00986-SMS-S-0015.
- 6- FOR U.G.W.TANK DETAILS REFER DWG. NO. EA-00986-SMS-S-5001.
- 7- FOR BEAM SCHEDULE REFER DWG. NO. EA-00986-SMS-S-4001.
- 8- FOR STAIR CASE-1 DETAILS REFER DWG. NO. EA-00986-SMS-S-6001.
- 9- FOR STAIR CASE-2 DETAILS REFER DWG. NO. EA-00986-SMS-S-6002.



SECTION 1
SCALE 1"=1/2"



SECTION 2
SCALE 1"=1/2"



SECTION 3
SCALE 1"=1/2"



Client:
EA Consulting Pvt Ltd
Head Office: AL-9, 15th Lane, Khayaban-e-Hilal Phase 7, Defence Housing Authority, Karachi, 75500 - Pakistan
Phone No. 111-111-584, Fax No. 584-1825
Email: info@ea-world.com | www.eaworld.com

Project:
DEVELOPMENT OF SMIU CAMPUS KARACHI

Key Plan:

Note:
• All Dimensions to be confirmed on site with architect.
• Do not scale.
• Only written dimensions to be followed.
• Any discrepancies to be clarified with the architect.
• For structure details refer structure engineer drawings / details



No.	DATE	DESCRIPTION
0	25-05-2018	ISSUED FOR TENDER

Date of Issue: May 25, 2018
Issued To: Client
Issued For: Tender

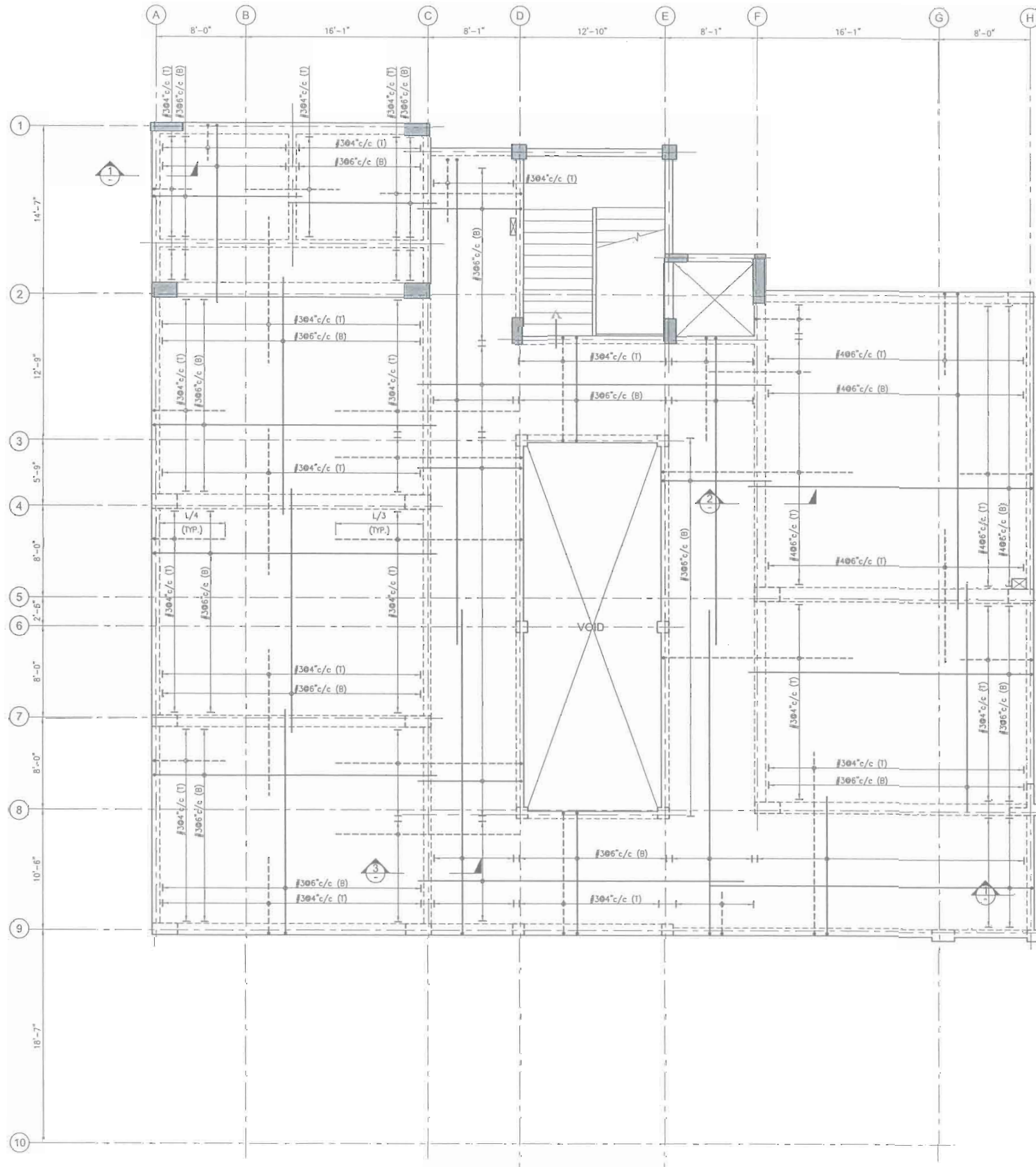
STRUCTURE
Status: **TENDER**

Building Name:
MODEL SCHOOL CITY CAMPUS

Drawing Title:
THIRD FLOOR REINFORCEMENT PLAN & SECTION DETAILS

Designed: HA	Checked: HA	Approved: AKM
Drawn: MMK	Date: April 2018	Scale / Sheet: AS SHOWN
Project Code: 00986	Rev.: 0	

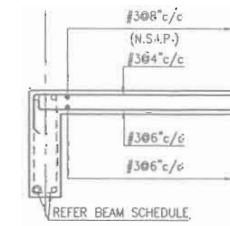
Drawing No.: EA-986-SMS-S-3003



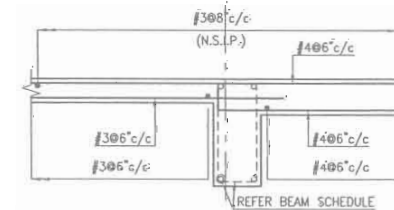
A ROOF REINFORCEMENT PLAN
SCALE: 1"=3/16"

NOTES:

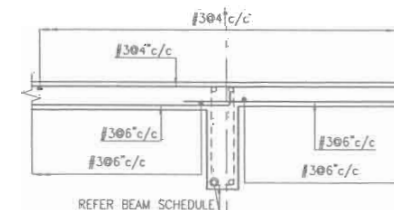
- 1- ALL LEVEL ARE IN FEET & INCHES.
- 2- ALL DIMENSIONS ARE IN FEET INCHES U.N.O.
- 3- ALL DRAWINGS MUST BE READ IN CONNECTION WITH OTHER DISCIPLINES DRAWINGS.
- 4- FOR GENERAL NOTES REFER DWG. NO. EA-00986-SMS-S-0001.
- 5- FOR STANDARD DETAILS REFER DWG. NO. EA-00986-SMS-S-0011 TO EA-00986-SMS-S-0015.
- 6- FOR U.C.W.TANK DETAILS REFER DWG. NO. EA-00986-SMS-S-5001.
- 7- FOR BEAM SCHEDULE REFER DWG. NO. EA-00986-SMS-S-4001.
- 8- FOR STAIR CASE-1 DETAILS REFER DWG. NO. EA-00986-SMS-S-6001.
- 9- FOR STAIR CASE-2 DETAILS REFER DWG. NO. EA-00986-SMS-S-6002.



SECTION 1
SCALE 1"=1/2'



SECTION 2
SCALE 1"=1/2'




SECTION 3
SCALE 1"=1/2'



Client:

EA Consulting Pvt Ltd
 Head Office: Al-Farooq, 14th Lane, Khayaban-e-Hilal, Phase 7, Defence Housing Authority, Karachi, 75000 - Pakistan
 Phone No.: 3311111-1111, Fax No.: 3311111-1111
 Email: info@eaconsulting.com | www.eaconsulting.com

Project:
DEVELOPMENT OF SMIU CAMPUS KARACHI

Key Plan:


Note:
 • All dimensions to be confirmed on site with architect.
 • Do not scale.
 • Only written dimensions to be followed.
 • Any discrepancies to be clarified with the architect.
 • For structure details refer structural engineer drawings / details.

No.	DATE	DESCRIPTION
0	25-05-2018	ISSUED FOR TENDER
REVISIONS		

Date of Issue: May 25, 2018
 Issued To: Client
 Issued For: Tender

STRUCTURE
 Status: **TENDER**

Building Name:
MODEL SCHOOL CITY CAMPUS

Drawing Title:
ROOF REINFORCEMENT PLAN & SECTION DETAILS

Designed: HA	Checked: HA	Approved: AKM
Drawn: MLK	Date: April 2018	Scale / Sheet: AS SHOWN
Project Code: 00986	Rev: 0	

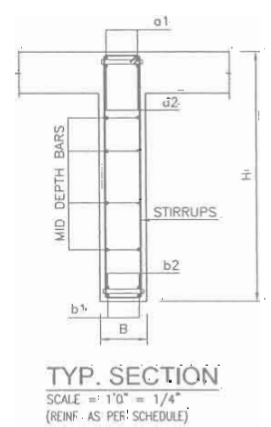
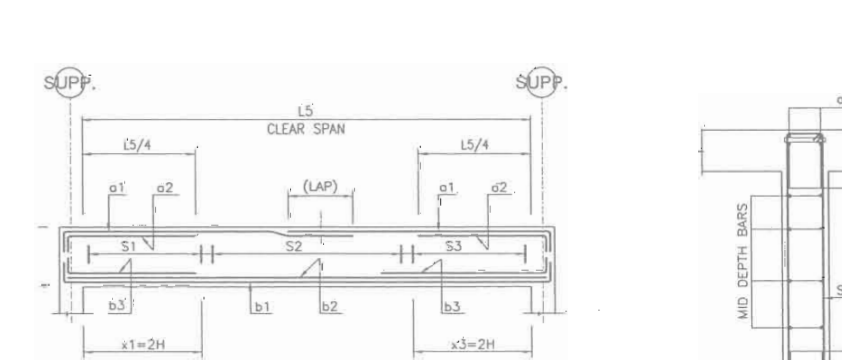
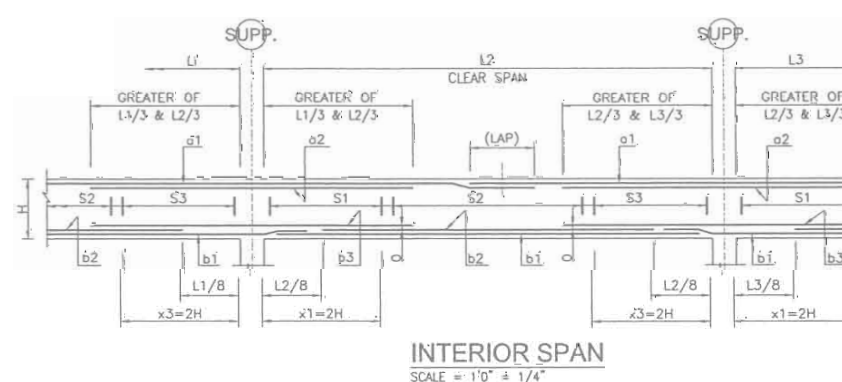
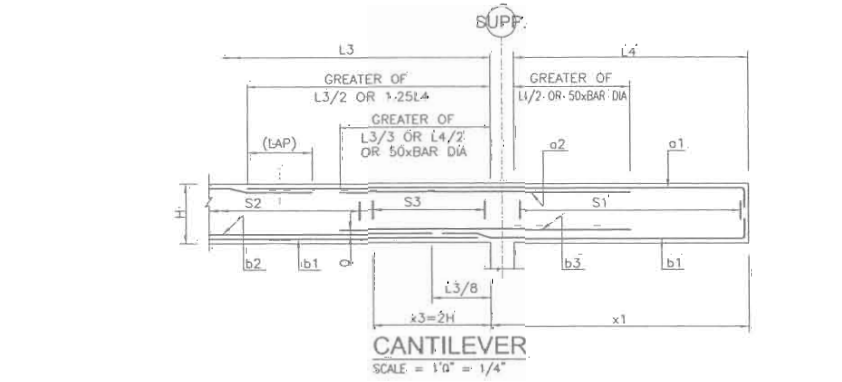
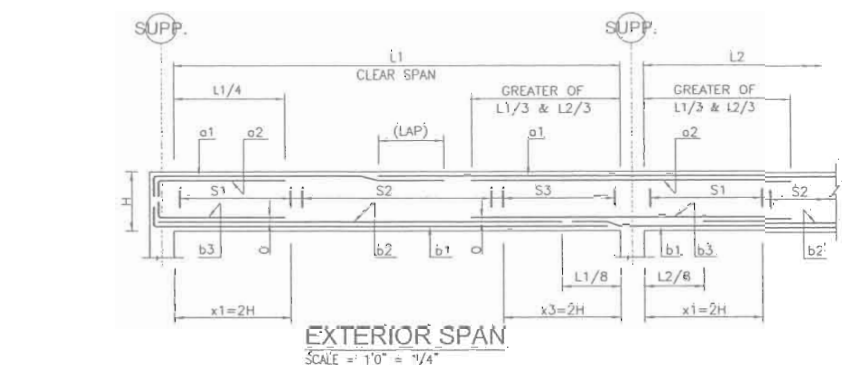
Drawing No.: EA-986-SMS-S-3004

SMIU - MODEL SCHOOL

S.NO	MARK	SIZE		TOP REINFORCEMENT (SUPPORTS)				BOTTOM REINFORCEMENT (SPAN)			STIRRUP (ALL #3 UNLESS SPECIFIED)			"H" DEPTH REINF. (FT)	REMARKS	
		B	H	"LEFT" TOP SUPPORT		"RIGHT" TOP SUPPORT		b1	b2	b3	s1(x1)	s2	s3(x3)			
				a1	a2	a1	a2									
PLINTH LEVEL																
1	PB-1	8"	27"	3 #5	3 #5	3 #5	3 #5	3 #5	-	-	5"	10"	5"			
2	PB-1A	8"	27"	3 #5	3 #5	3 #5	3 #5	3 #5	-	-	5"	10"	5"			
3	PB-1B	8"	27"	3 #5	3 #5	3 #5	3 #5	3 #5	-	-	5"	10"	5"			
4	PB-2	8"	27"	2#4	-	2#4	-	3 #5	2#5	-	5"	5"	5"			
5	PB-3	8"	27"	2#5	2#5	2#5	2#5	2#5	-	-	5"	10"	5"			
6	PB-3A	8"	27"	2#5	2#5	2#5	2#5	2#5	2#5	-	5"	10"	5"			
7	PB-3B	8"	27"	2#5	2#5	2#5	2#5	-	2#5	2#5	-	5"	10"	5"		
8	PB-4	8"	27"	2#4	-	2#5	-	2#5	-	-	5"	10"	5"			
9	PB-5	8"	27"	2#5	-	2#5	-	2#5	-	-	5"	10"	5"			
10	PB-6	8"	27"	2#5	-	2#5	2#5	2#5	-	-	5"	10"	5"			
11	PB-7	8"	27"	2#5	2#5	2#5	2#5	2#5	-	-	5"	5"	5"			
12	PB-8	8"	27"	2#5	2#5	2#5	2#5	2#5	2#5	-	5"	10"	5"			
13	PB-9	8"	27"	2#5	2#5	2#5	2#5	2#5	2#5	-	5"	10"	5"			
14	PB-10	8"	27"	2#5	2#5	2#5	2#5	2#5	2#5	-	5"	10"	5"			
15	PB-11	8"	27"	2#5	2#5	2#5	2#5	2#5	-	-	5"	10"	5"			
16	PB-12	8"	27"	2#5	2#5	2#5	2#5	2#5	-	-	5"	5"	5"			
17	PB-13	8"	27"	2#5	2#5	2#5	2#5	2#5	-	-	5"	10"	5"			
18	PB-14	8"	27"	2#4	-	2#4	-	2#5	2#4	-	5"	10"	5"			
19	PB-15	8"	27"	2#5	2#5	2#5	2#5	2#5	-	-	5"	10"	5"			
20	PB-16	8"	27"	2#5	2#5	2#5	2#5	2#5	2#5	-	5"	10"	5"			
21	PB-17	8"	27"	2#5	2#5	2#5	2#5	2#5	-	-	5"	5"	5"			
22	PB-18	8"	27"	2#6	2#6	2#6	2#6	2#6	2#5	-	5"	10"	5"			
23	PB-19	8"	27"	2#5	2#5	2#5	2#5	2#5	2#5	-	5"	10"	5"			
24	PB-20A	8"	27"	2#4	-	2#4	-	2#4	-	-	4"	8"	4"			
25	PB-20	8"	27"	2#5	2#5	2#5	2#5	2#5	-	-	5"	10"	5"			
26	PB-21	8"	27"	2#5	2#5	2#5	2#5	2#5	-	-	5"	10"	5"			

1st Floor															
1	1B-1	12"	27"	4 #6	4 #6	4 #6	4 #6	4 #6	-	-	4"	8"	4"		
2	1B-2	8"	27"	3 #6	3 #5	3 #6	3 #5	3 #6	-	-	4"	8"	4"		
3	1B-2A	8"	18"	3 #5	3 #5	3 #5	3 #5	3 #5	-	-	4"	4"	4"		
4	1B-3	8"	27"	2#4	-	2#4	-	3 #5	3 #5	-	4"	8"	4"		
5	1B-3A	8"	27"	2#4	-	2#4	-	3 #5	-	-	4"	8"	4"		
6	1B-4	15"	36"	6#6	6#6	6#6	6#6	6#6	-	-	2-#305"	2-#305"	2-#305"		
7	1B-5	15"	27"	6#6	6#6	6#6	6#6	6#6	2#	-	2-#305"	2-#305"	2-#305"		
8	1B-6	8"	27"	2#5	2#5	2#5	2#5	2#5	2#4	-	5"	10"	5"		
9	1B-7	12"	27"	2#6	2#6	2#6	2#6	2#6	-	-	2-#305"	2-#305"	2-#305"		
10	1B-8	12"	27"	4#6	-	4#6	-	4#5	-	-	4"	8"	4"		
11	1B-9	12"	27"	4#6	-	4#6	-	4#5	-	-	4"	8"	4"		
12	1B-10	12"	27"	4#6	2#6	4#6	2#6	4#5	2#5	-	4"	4"	4"		
13	1B-10A	8"	27"	2#5	2#5	2#5	2#5	2#5	-	-	5"	10"	5"		
14	1B-11	8"	27"	2#5	2#5	2#6	2#6	2#6	-	-	5"	5"	5"		
15	1B-11A	8"	27"	2#6	2#6	2#6	2#6	2#6	-	-	5"	10"	5"		
16	1B-12	12"	27"	2#5	-	2#5	2#6	4#5	-	-	5"	10"	5"		
17	1B-12A	12"	27"	2#6	2#6	2#6	2#6	4#6	-	-	5"	10"	5"		
18	1B-13	12"	27"	2#5	-	2#6	4#6	4#5	-	-	5"	10"	5"		
19	1B-13A	12"	27"	2#6	4#6	2#6	4#6	2#6	-	-	2-#305"	2-#305"	2-#305"		

2nd Floor															
1	2B-1	12"	27"	5 #6	3 #6	5 #6	3 #6	5 #6	-	-	4"	4"	4"		
2	2B-2	8"	27"	3 #6	3 #6	3 #6	3 #6	3 #6	-	-	4"	8"	4"		
3	2B-2A	8"	18"	3 #5	3 #5	3 #5	3 #5	3 #5	-	-	4"	4"	4"		
4	2B-3	8"	27"	2#5	-	2#5	-	2#5	-	-	4"	8"	4"		
5	2B-3A	8"	27"	2#4	-	2#4	-	2#5	-	-	4"	8"	4"		
6	2B-4	15"	27"	6#6	6#6	6#6	6#6	6#6	-	-	2-#305"	2-#305"	2-#305"		
7	2B-5	12"	27"	2#6	2#6	2#6	2#6	2#6	-	-	2-#305"	2-#305"	2-#305"		
8	2B-6	8"	27"	2#5	2#5	2#5	2#5	2#5	2#5	-	4"	8"	4"		
9	2B-8	12"	27"	2#5	-	2#5	-	4#5	-	-	4"	8"	4"		
10	2B-9	12"	27"	2#5	-	2#5	-	4#5	-	-	4"	8"	4"		
11	2B-10	12"	27"	2#5	2#5	2#5	2#5	2#5	-	-	4"	4"	4"		
12	2B-10A	8"	27"	2#6	2#6	2#6	2#6	2#6	2#5	-	4"	8"	4"		
13	2B-11	8"	27"	2#6	2#4	2#6	2#4	2#5	-	-	4"	8"	4"		
14	2B-11A	8"	27"	2#6	2#4	2#6	2#4	2#5	-	-	4"	8"	4"		
15	2B-12	8"	27"	2#6	-	2#6	3+2#6	2#5	-	-	4"	8"	4"		
16	2B-12A	8"	27"	2#6	3+2#6	2#6	3+2#6	2#5	2#5	-	4"	8"	4"		
17	2B-13	12"	27"	2#5	-	2#6	4#6	4#5	-	-	4"	8"	4"		
18	2B-13A	12"	27"	2#6	4#6	2#6	4#6	2#6	2#5	-	2-#305"	2-#305"	2-#305"		



Client:
 Consultant:
EA Consulting Pvt Ltd
 Head Office: AL-9, 10th Lane, Khayaban-e-Hind Phase 2,
 Reference Housing Authority, Karachi-75500 - Pakistan
 Phone No.: 331713384, Fax No.: 5641825
 Email: info@eaconsulting.com | www.eaworld.com

Project:
DEVELOPMENT OF SMIU CAMPUS KARACHI

Key Plan:

Note:
 • All dimensions to be confirmed on site with architect.
 • Do not scale.
 • Only written dimensions to be followed.
 • Any discrepancies to be clarified with the architect.
 • For structure details refer structure engineer drawings / details.



No.	DATE	ISSUED FOR TENDER	DESCRIPTION
0	25-05-2018	ISSUED FOR TENDER	

Date of Issue: May 25, 2018
 Issued To: Client
 Issued For: Tender

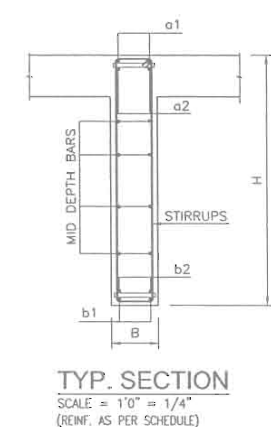
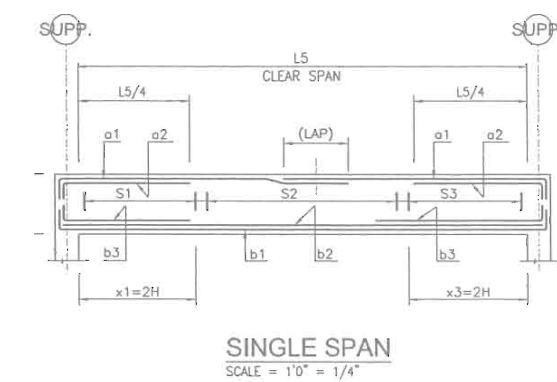
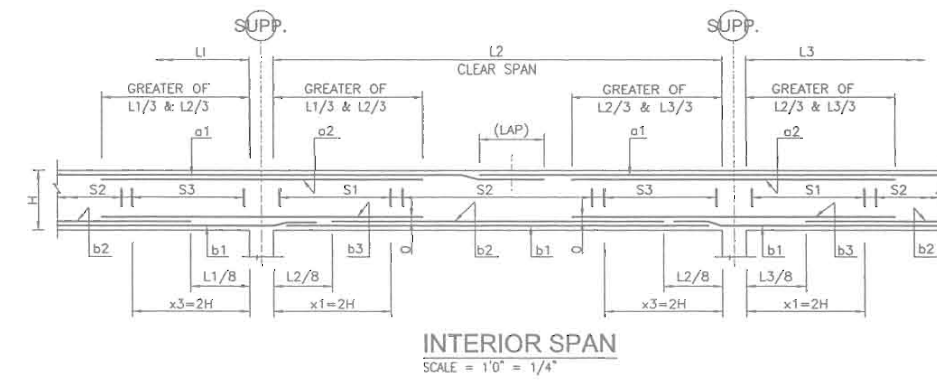
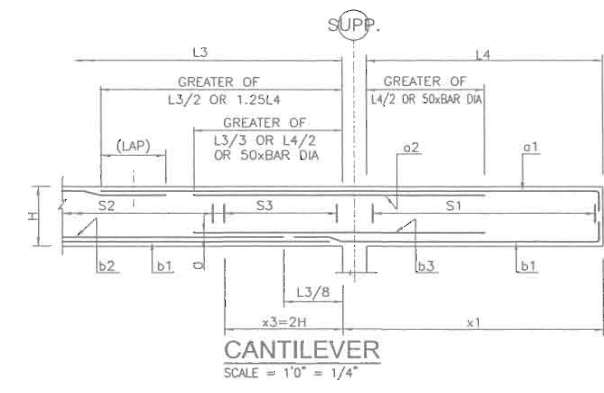
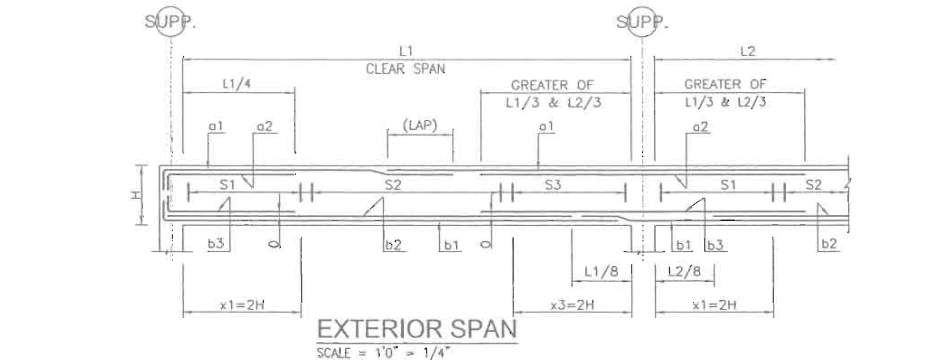
STRUCTURE
TENDER
 Building Name:
MODEL SCHOOL CITY CAMPUS

Drawing Title:
BEAM SCHEDULE (SHEET 1 OF 2)

Designed: HA Checked: HA Approved: AKM
 Drawn: MMK Date: April 2018 Scale / Sheet: AS SHOWN
 Project Code: 00986 Rev.: 0
 Drawing No.: EA-986-SMS-S-4001

SMIU - MODEL SCHOOL

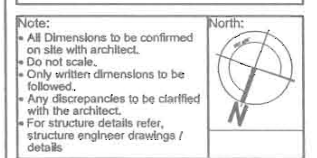
S.NO	MARK	SIZE		TOP REINFORCEMENT (SUPPORTS)				BOTTOM REINFORCEMENT (SPAN)			STIRRUP (ALL #3 UNLESS SPECIFIED)			MID DEPTH REINF. (E.F.)	REMARKS
		B	H	LEFT/TOP SUPPORT		RIGHT/TOP SUPPORT		b1	b2	b3	s1(x1)	s2	s3(x3)		
3rd Floor															
1	3B-1	12"	27"	5 #6	3 #6	5 #6	3 #6	5 #6	-	-	4"	4"	4"		
2	3B-2	8"	27"	3 #6	3 #6	3 #6	3 #6	3 #5	-	-	4"	8"	4"		
3	3B-2A	8"	18"	3 #5	3 #5	3 #5	3 #5	3 #5	-	-	4"	4"	4"		
4	3B-3	8"	27"	2 #5	-	2 #5	-	3 #5	-	-	4"	8"	4"		
6	3B-4	15"	27"	6 #6	4 #6	6 #6	4 #6	6 #6	-	-	2-#305"	2-#306"	2-#306"		
7	3B-5	12"	27"	5 #6	2 #6	5 #6	2 #6	6 #5	-	-	2-#306"	2-#306"	2-#306"		
8	3B-6	8"	27"	3 #5	-	3 #5	-	3 #5	-	-	4"	8"	4"		
9	3B-7	12"	27"	5 #6	2 #6	5 #6	2 #6	6 #5	-	-	2-#306"	2-#306"	2-#306"		
10	3B-8	12"	27"	5 #5	-	5 #5	-	4 #5	-	-	4"	8"	4"		
11	3B-3	12"	27"	5 #5	-	5 #5	-	4 #5	-	-	4"	8"	4"		
12	3B-10	12"	27"	5 #5	4 #5	5 #5	4 #5	5 #5	2 #5	-	4"	4"	4"		
13	3B-10A	8"	27"	3 #6	-	3 #6	-	3 #5	2 #5	-	4"	8"	4"		
14	3B-11	8"	27"	3 #5	2 #5	3 #5	2 #5	3 #5	-	-	4"	8"	4"		
15	3B-11A	8"	27"	3 #5	3 #5	3 #5	3 #5	3 #5	-	-	4"	8"	4"		
16	3B-12	8"	27"	3 #6	-	3 #6	3+2 #6	3 #5	-	-	4"	8"	4"		
17	3B-12A	8"	27"	3 #6	3+2 #6	3 #6	3+2 #6	3 #5	3 #5	-	4"	8"	4"		
18	3B-13	12"	27"	5 #5	-	5 #6	4 #6	4 #5	-	-	4"	8"	4"		
19	3B-13A	12"	27"	5 #6	4 #6	5 #6	4 #6	5 #6	2 #6	-	2-#305"	2-#305"	2-#305"		
Roof Floor															
1	RB-1	12"	27"	6 #5	-	6 #5	-	5 #5	-	-	4"	4"	4"		
2	RB-2	8"	27"	3 #5	3 #5	3 #5	3 #5	3 #5	-	-	4"	8"	4"		
3	RB-2A	8"	18"	3 #5	2 #5	3 #5	2 #5	3 #5	-	-	4"	4"	4"		
4	RB-3	8"	27"	2 #4	-	2 #4	-	3 #5	-	-	4"	8"	4"		
6	RB-4	15"	27"	6 #6	-	6 #6	-	6 #5	-	-	4"	8"	4"		
7	RB-5	12"	27"	5 #6	-	5 #6	-	5 #5	-	-	4"	8"	4"		
8	RB-6	8"	27"	2 #5	-	2 #5	-	2 #5	-	-	4"	8"	4"		
9	RB-7	12"	27"	4 #5	-	4 #5	-	3 #5	-	-	4"	8"	4"		
10	RB-8	12"	27"	4 #5	-	4 #5	-	3 #5	-	-	4"	8"	4"		
11	RB-9	8"	27"	3 #5	-	3 #6	-	3 #5	-	-	4"	8"	4"		
12	RB-10	8"	27"	3 #6	-	2 #5	-	2 #5	-	-	4"	8"	4"		
14	RB-11	8"	27"	3 #5	2 #5	3 #5	2 #5	3 #5	-	-	4"	8"	4"		
15	RB-11A	8"	27"	3 #5	2 #4	3 #5	2 #4	2 #5	-	-	4"	8"	4"		
16	RB-12	8"	27"	3 #5	-	3 #5	2 #5	2 #5	-	-	4"	8"	4"		
17	RB-12A	8"	27"	3 #5	2 #5	3 #5	2 #5	2 #5	-	-	4"	8"	4"		
18	RB-13	12"	27"	5 #5	-	5 #5	3 #5	3 #5	-	-	4"	8"	4"		
19	RB-13A	12"	27"	5 #5	3 #5	5 #5	3 #5	5 #5	-	-	4"	8"	4"		
Upper Roof Floor															
1	URB-1	8"	27"	3 #5	-	3 #5	-	2 #5	-	-	4"	4"	4"		



Client :
 Consultant :
EA Consulting Pvt Ltd
 Head Office: AL-9, 15th Lane, Khayaban-e-Hilal Phase 7,
 Durrani Housing Authority, Karachi, 75500 - Pakistan
 Phone No. 111-11554, Fax No. 584-1625
 Email : info@eaworld.com | www.eaworld.com

Project :
**DEVELOPMENT OF
 SMIU CAMPUS
 KARACHI**

Key Plan :
 Note:
 - All Dimensions to be confirmed on site with architect.
 - Do not scale.
 - Only written dimensions to be followed.
 - Any discrepancies to be clarified with the architect.
 - For structure details refer, structure engineer drawings / details



No.	DATE	DESCRIPTION
0	25-05-2018	ISSUED FOR TENDER

Date of Issue	Issued To	Issued For
May 25, 2018	Client	Tender

STRUCTURE
 Status: **TENDER**
 Building Name: **MODEL SCHOOL CITY CAMPUS**

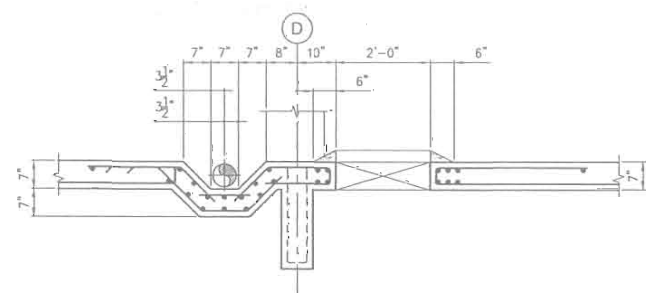
Drawing Title :
BEAM SCHEDULE (SHEET 2 OF 2)

Designed :	Checked :	Approved :
HA	HA	AKM

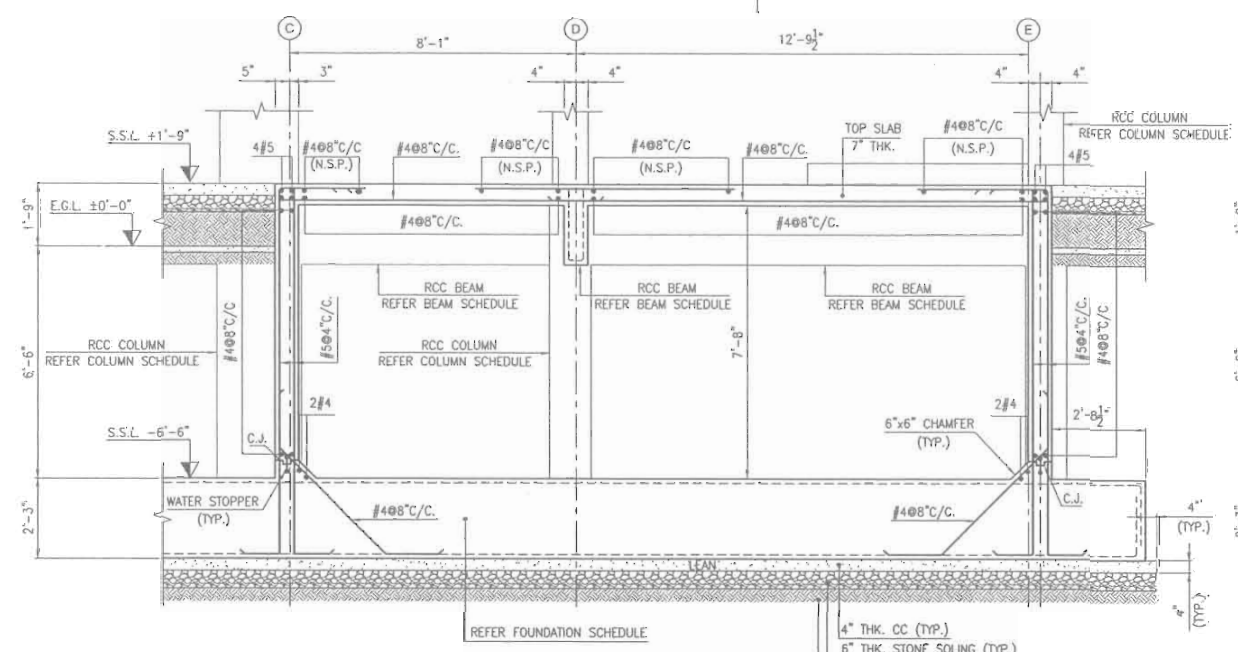
Drawn :	Date :	Scale / Sheet :
MMK	April, 2018	AS SHOWN

Project Code :	Rev. :
00986	0

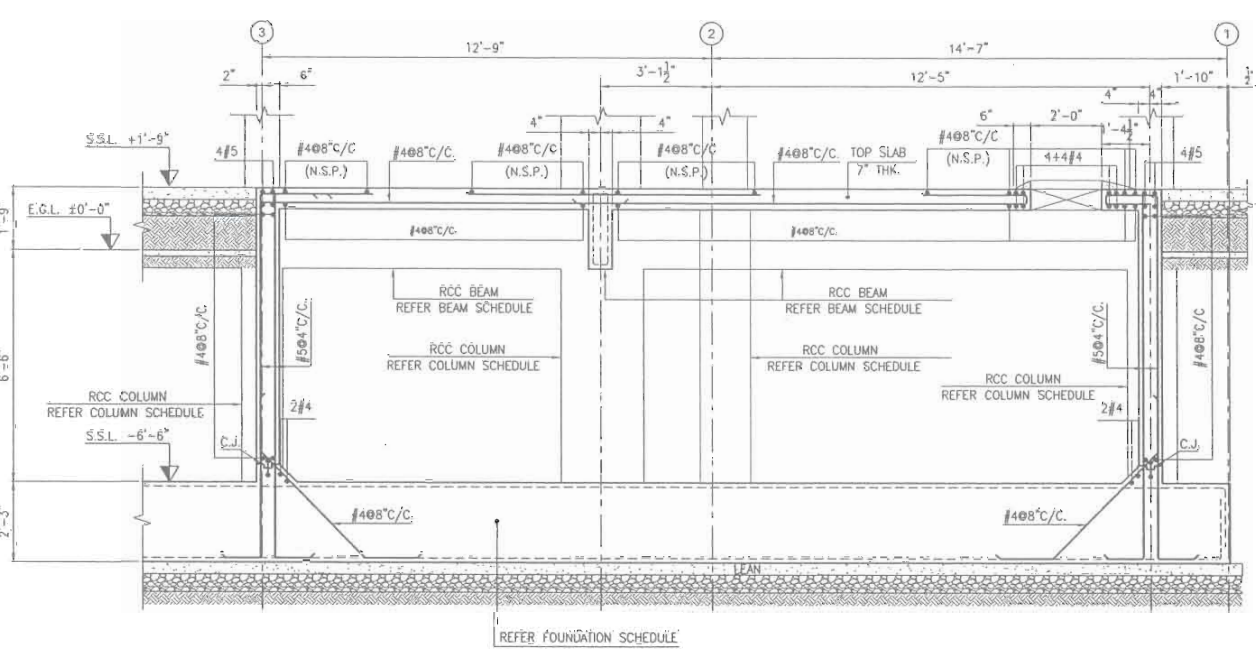
Drawing No. : **EA-986-SMS-S-4002**



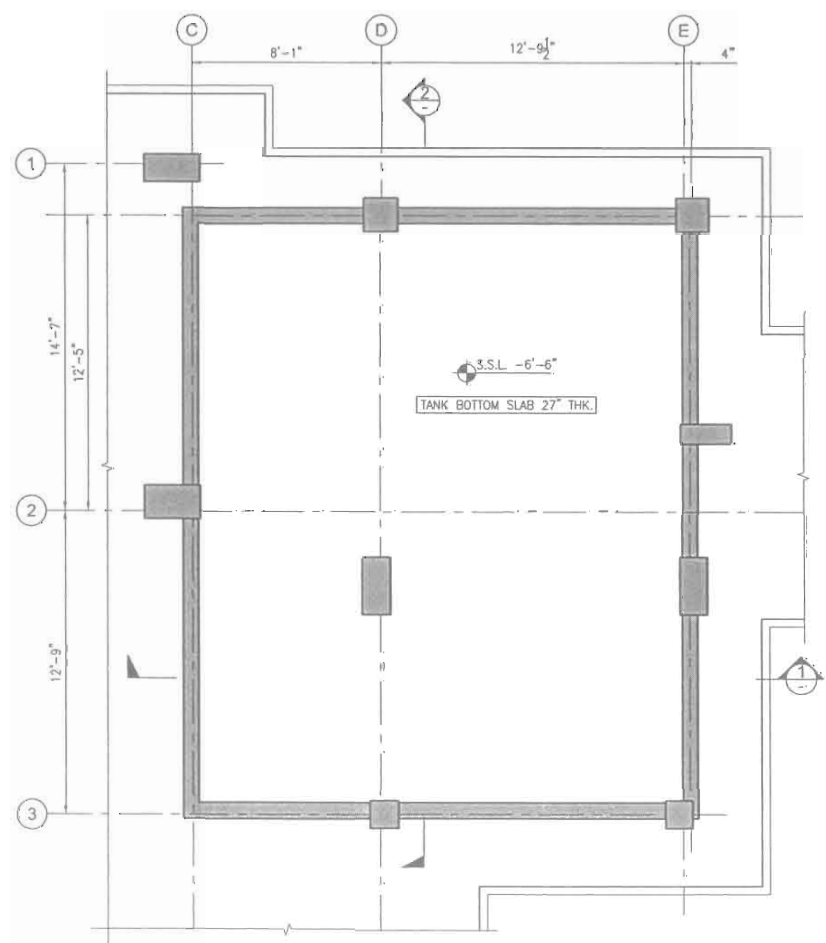
- NOTES:-
- 1- ALL LEVEL ARE IN FEET & INCHES.
 - 2- ALL DIMENSIONS ARE IN FEET INCHES' U.N.O.
 - 3- ALL DRAWINGS MUST BE READ IN CONJUNCTION WITH OTHER DISCIPLINES DRAWINGS.
 - 4- FOR GENERAL NOTES REFER DWG. NO. EA-00986-SMS-S-0001.
 - 5- FOR STANDARD DETAILS REFER DWG. NO. EA-00986-SMS-S-0011 TO EA-00986-SMS-S-0015.



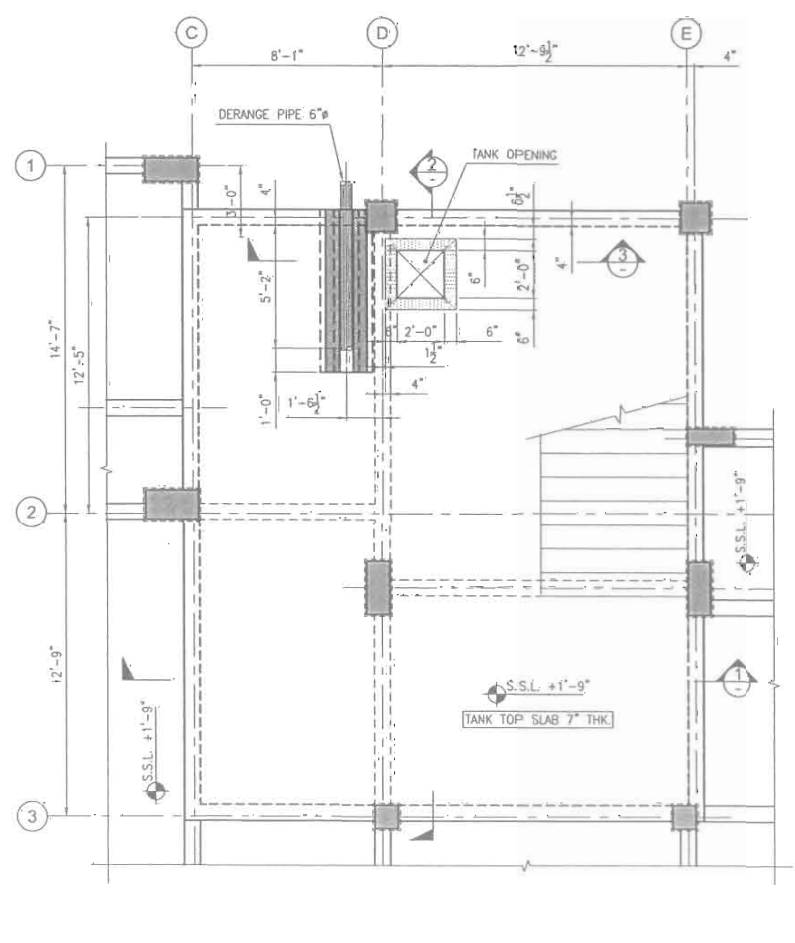
SECTION 1
SCALE: 1"=3/8"



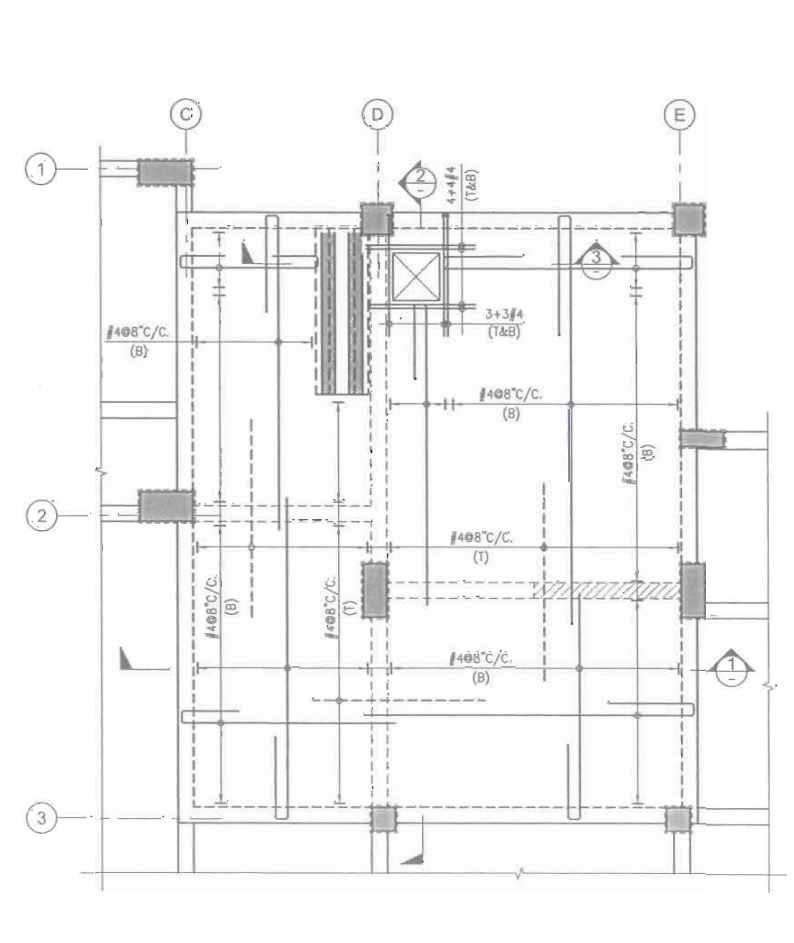
SECTION 2
SCALE: 1"=3/8"



SECTION A
SCALE: 1"=1/4"



SECTION B
SCALE: 1"=1/4"



SECTION C
SCALE: 1"=1/4"



Client: Madressatul Islam University

Consultant: EA Consulting Pvt Ltd
 Head Office: AL-9, 15th Lane, Khayaban-e-Hilal, Phase 7, Defence Housing Authority - Karachi - 75500 - Pakistan
 Phone No: 111-111594 Fax No: 684-1023
 Email: info@eaworld.com | www.eaworld.com

Project: DEVELOPMENT OF SMIU CAMPUS KARACHI

Key Plan:

Note:
 - All dimensions to be confirmed on site with architect.
 - Do not scale.
 - Only written dimensions to be followed.
 - Any discrepancies to be clarified with the architect.
 - For structure details refer, structure engineer drawings / details.



No.	DATE	DESCRIPTION
0	25-05-2018	ISSUED FOR TENDER

REVISIONS

Date of issue: May 25, 2018
 Issued To: Client
 Issued For: Tender

STRUCTURE
 Status: TENDER

Building Name: MODEL SCHOOL CITY CAMPUS

Drawing Title: UNDER GROUND WATER TANK REINFORCEMENT PLAN & DETAILS

Designed: HA	Checked: FA	Approved: AKM
Drawn: MAM	Date: April 2018	Scale / Sheet: AS SHOWN
Project Code: 00986	Rev: 0	

Drawing No.: EA-986-SMS-S-5001



Client:
 Consultant:
EA Consulting Pvt Ltd
 Head Office: Al-C, 15th Lane, Khayaban-e-Hilal, Phase 7,
 Defence Housing Authority, Karachi, 75299 - Pakistan
 Phone No. 111-111-584, Fax No. 584-1824
 Email: Info@eaconsult.com, www.eaworld.com

Project:
**DEVELOPMENT OF
 SMU CAMPUS
 KARACHI**

Key Plan:

Note:
 1- All dimensions to be confirmed on site with architect.
 2- Do not scale.
 3- Only written dimensions to be followed.
 4- Any discrepancies to be clarified with the architect.
 5- For structure details refer structure engineer drawings / details



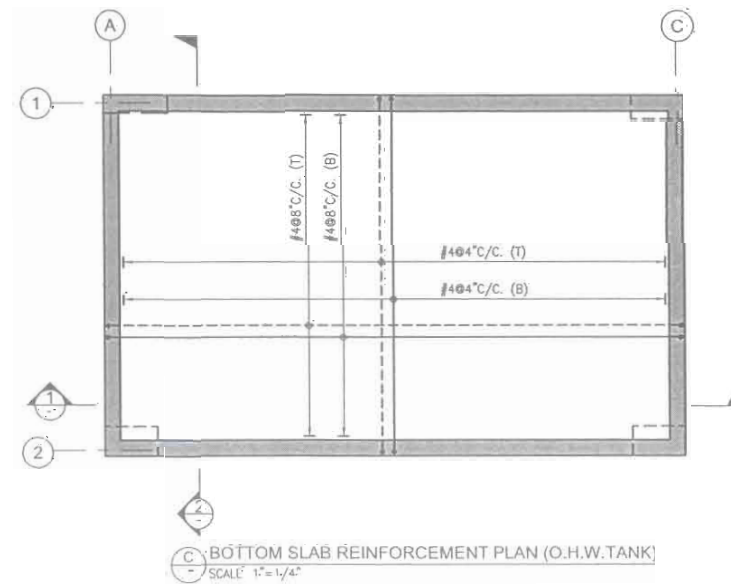
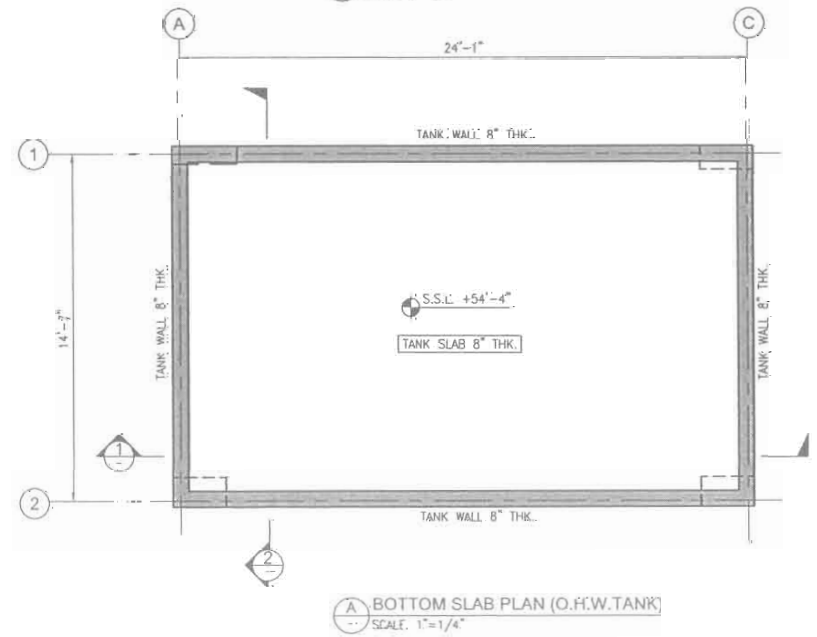
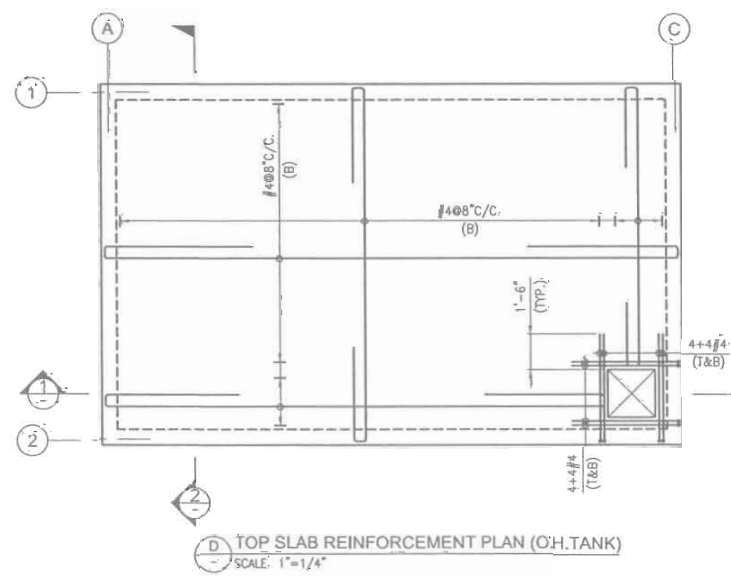
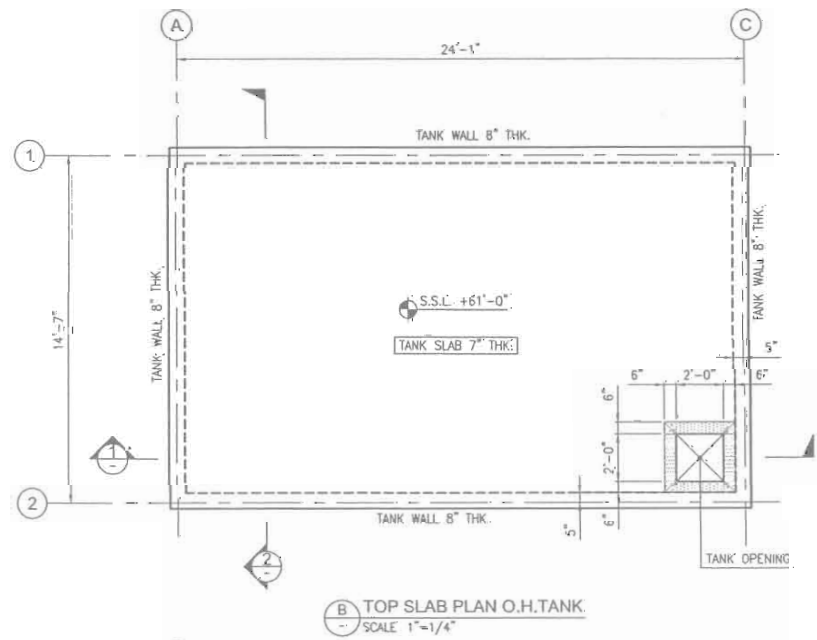
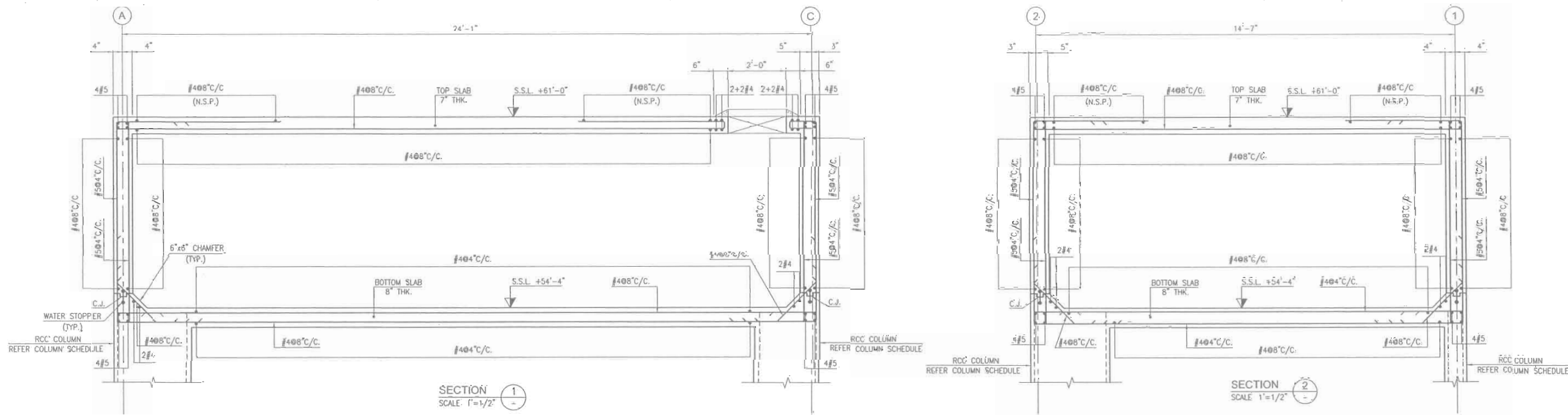
No.	DATE	DESCRIPTION
0	25-05-2018	ISSUED FOR TENDER

Date of Issue: May 25, 2018
 Issued To: Client
 Issued For: Tender

STRUCTURE
 Status: **TENDER**
 Building Name: **MODEL SCHOOL CITY CAMPUS**

Drawing Title:
**OVER HEAD WATER TANK
 REINFORCEMENT PLAN
 & DETAILS**

Designed:	Checked:	Approved:
HA	HA	AKM
Drawn:	Date:	Scale / Sheet:
MMK	Apr 2018	AS SHOWN
Project Code:	00986	Rev.: 0
Drawing No.:	EA-986-SMS-S-5002	



- NOTES:
 1- ALL LEVEL ARE IN FEET & INCHES.
 2- ALL DIMENSIONS ARE IN FEET INCHES U.O.
 3- ALL DRAWINGS MUST BE READ IN CONJUNCTION WITH OTHER DISCIPLINES DRAWINGS.
 4- FOR GENERAL NOTES REFER DWG. NO. EA-00986-SMS-S-0001.
 5- FOR STANDARD DETAILS REFER DWG. NO. EA-00986-SMS-S-0011 TO EA-00986-SMS-S-0015.
 6- FOR U.G.W. TANK LOCATION IN PLAN.



Consultant:



EA Consulting Pvt Ltd
 Head Office: 9, 10th Lane, Khayaban-e-Hind Phase 7,
 Defence Housing Authority, Karachi, 75500 - Pakistan
 Phone No: 333-111366, Fax No: 334-1824
 Email: info@eaworld.com www.eaworld.com

Project:

**DEVELOPMENT OF
 SMIU CAMPUS
 KARACHI**

Key Plan:

- Note:
- All Dimensions to be confirmed on site with architect.
 - Do not scale.
 - Only written dimensions to be followed.
 - Any discrepancies to be clarified with the architect.
 - For structure details refer, structure engineer drawings / details



No.	DATE	DESCRIPTION
0	25-05-2018	ISSUED FOR TENDER

Date of Issue	May 25, 2018
Issued To	Client
Issued For	Tender

STRUCTURE

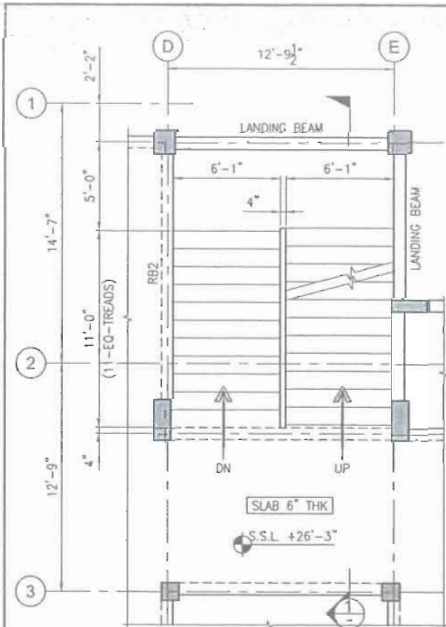
Status: **TENDER**

Building Name: **MODEL SCHOOL
 CITY CAMPUS**

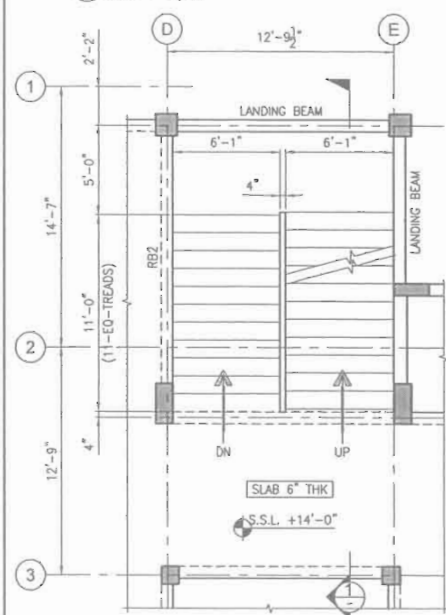
Drawing Title: **DETAIL OF STAIR CASE 01**

Designed	Checked	Approved
HA	HA	AKM
Drawn	Date	Scale / Sheet
MMK	April 2018	AS SHOWN
Project Code	00986	Rev: 0

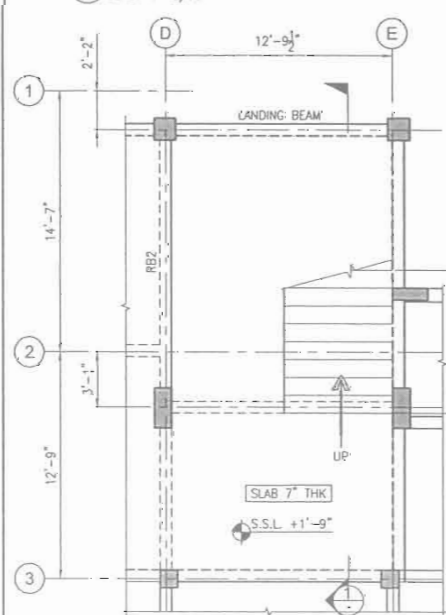
Drawing No.: **EA-986-SMS-S-6001**



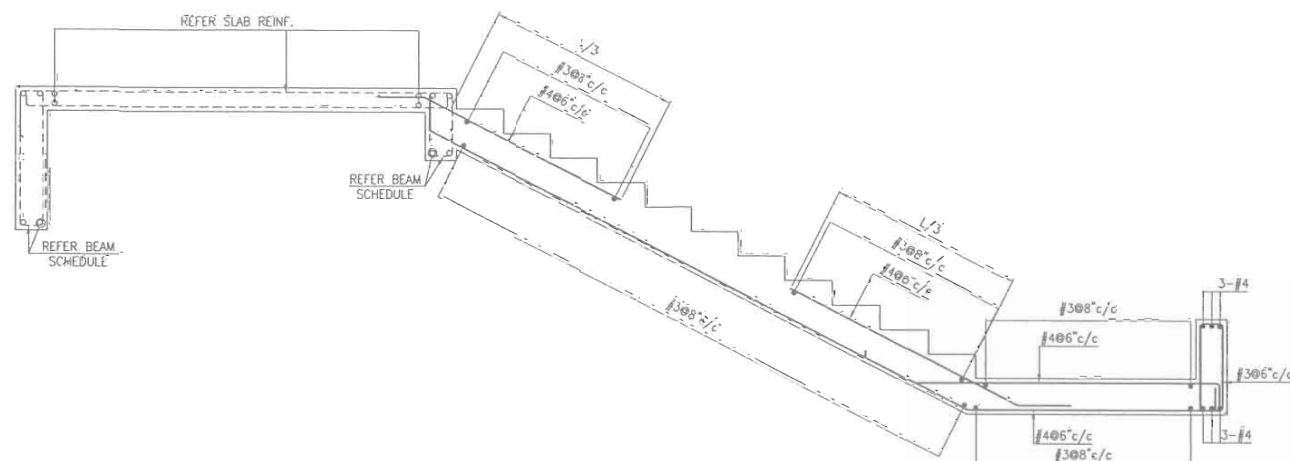
C SECOND FLOOR PLAN (STAIR CASE 01)
 SCALE 1"=3/16"



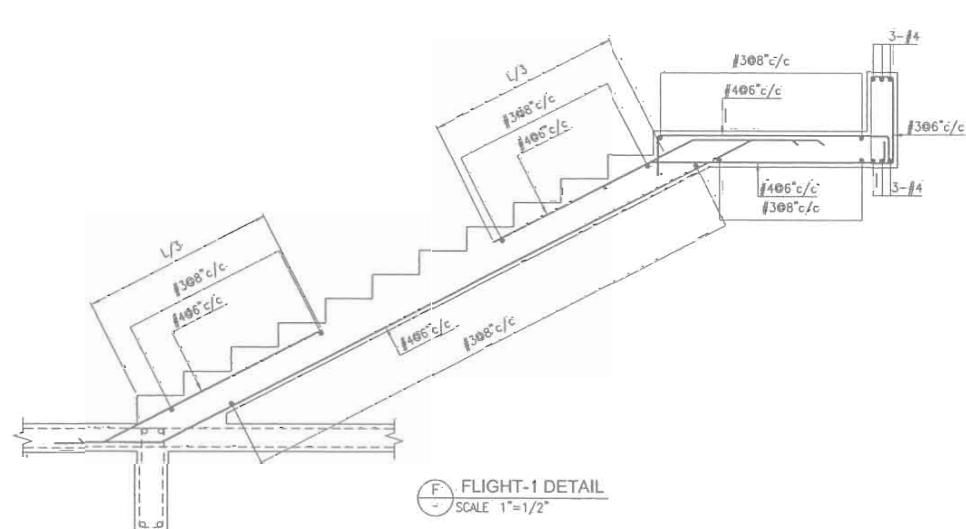
B FIRST FLOOR PLAN (STAIR CASE 01)
 SCALE 1"=3/16"



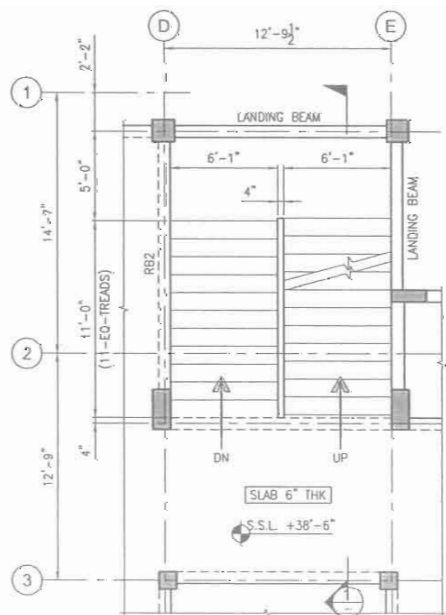
A GROUND FLOOR PLAN (STAIR CASE 01)
 SCALE 1"=3/16"



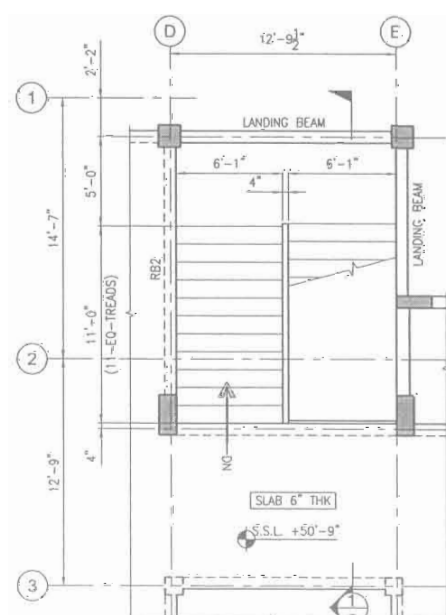
G TYPICAL DETAIL OF FLIGHT
 SCALE 1"=1/2"



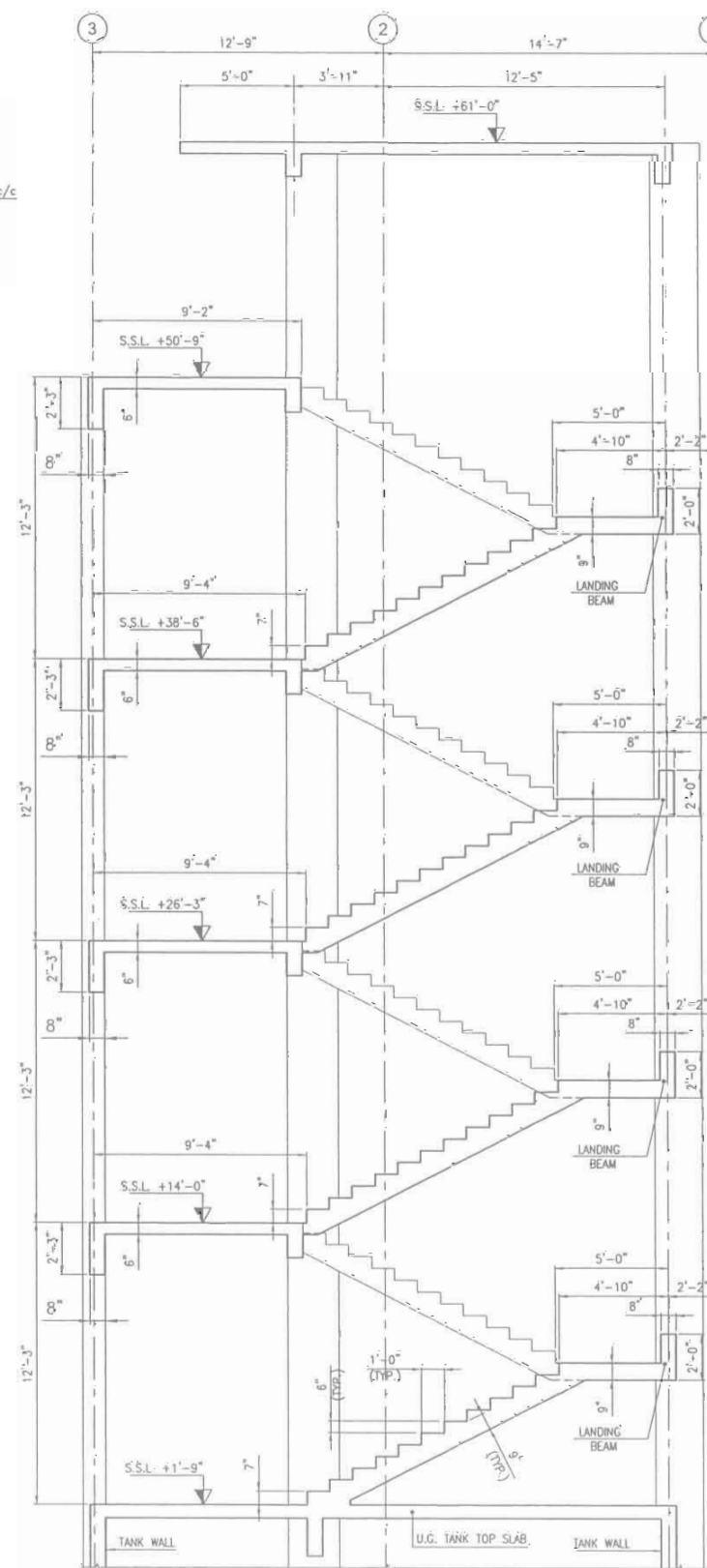
F FLIGHT-1 DETAIL
 SCALE 1"=1/2"



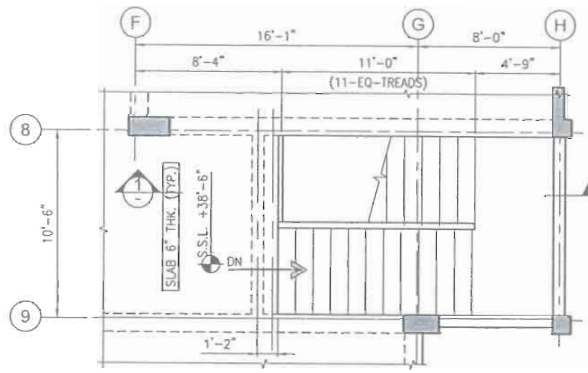
D THIRD FLOOR PLAN (STAIR CASE 01)
 SCALE 1"=3/16"



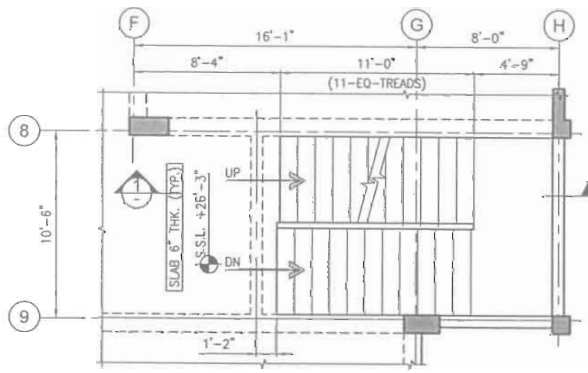
E ROOF PLAN (STAIR CASE 01)
 SCALE 1"=3/16"



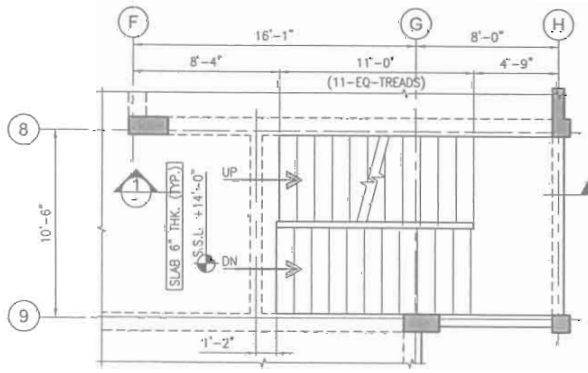
SECTION 1
 SCALE 1/4"=1"



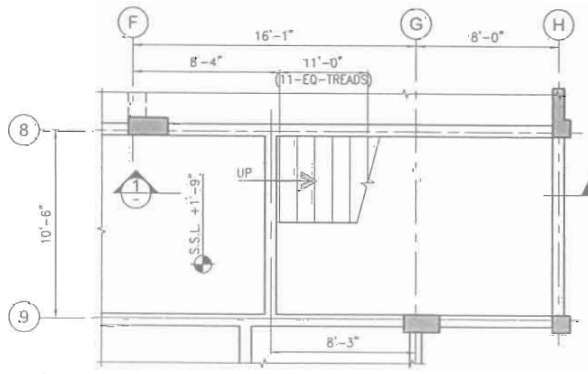
D THIRD FLOOR PLAN (STAIR CASE 02)
SCALE 1"=3/16"



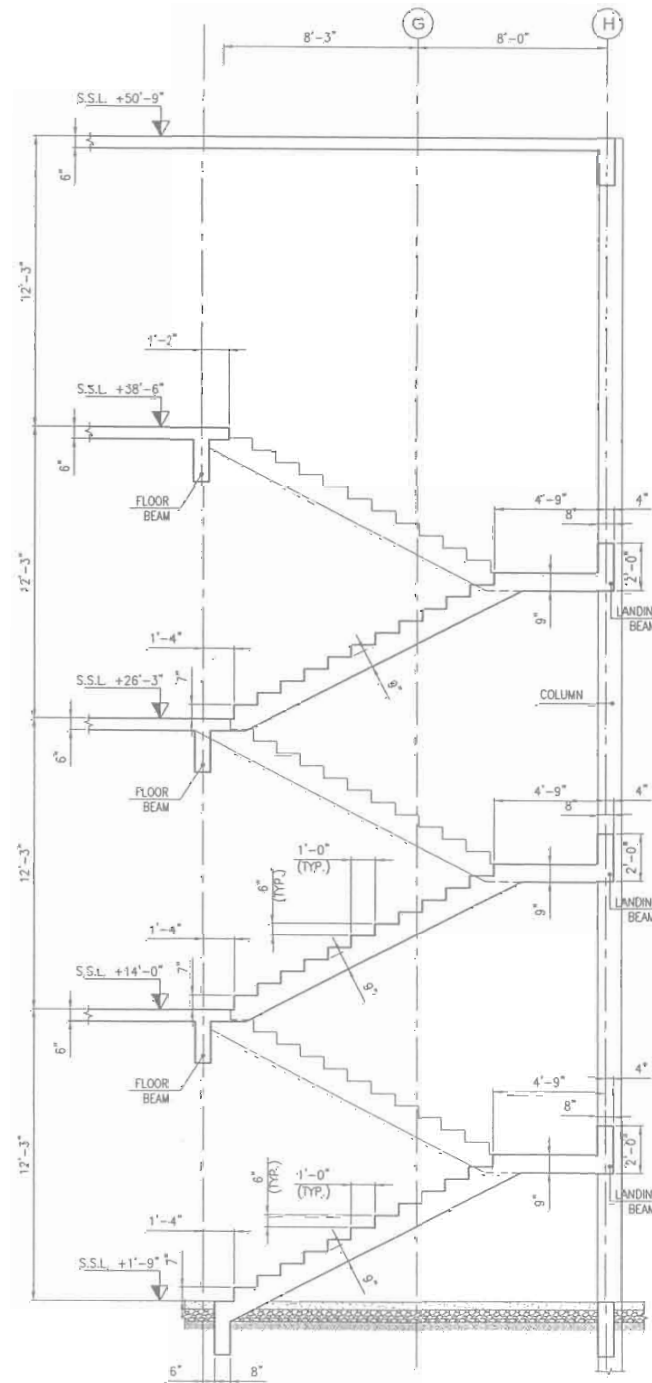
C SECOND FLOOR PLAN (STAIR CASE 02)
SCALE 1"=3/16"



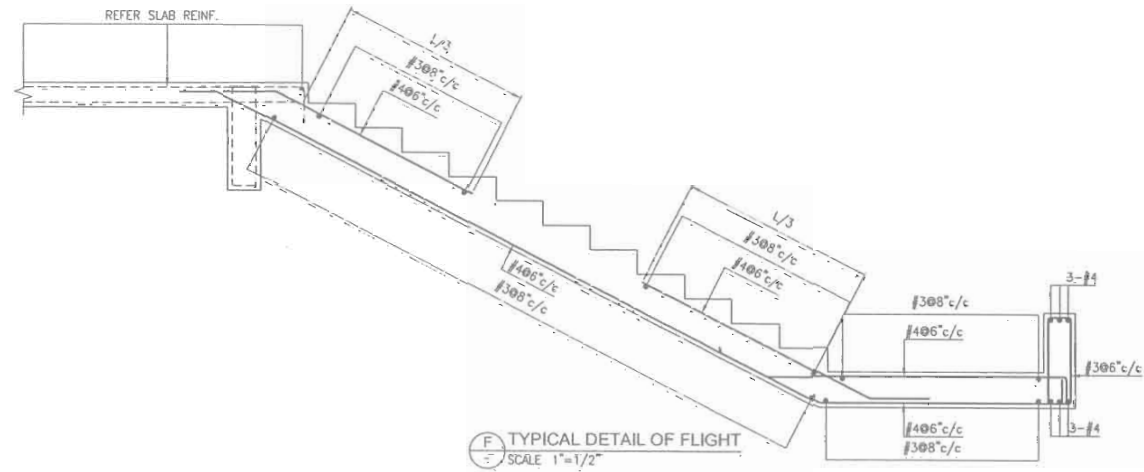
B FIRST FLOOR PLAN (STAIR CASE 02)
SCALE 1"=3/16"



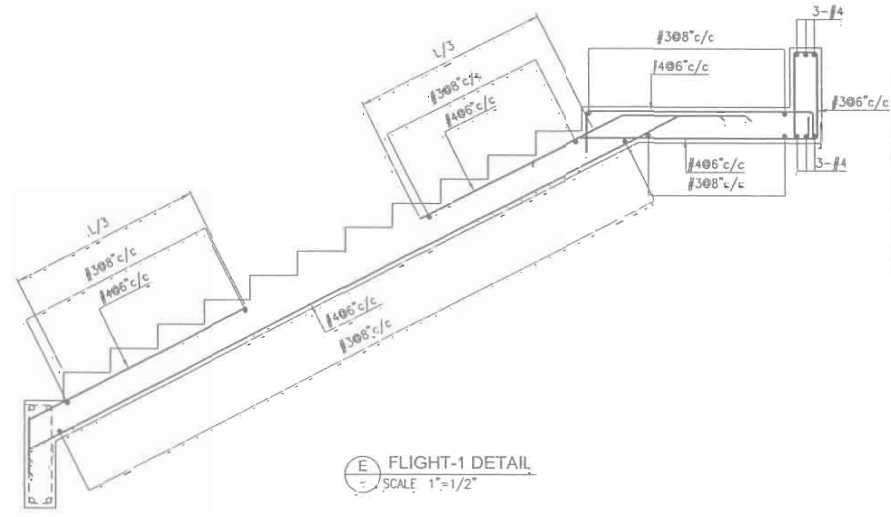
A GROUND FLOOR PLAN (STAIR CASE 02)
SCALE 1"=3/16"



SECTION 1
SCALE 1/4"=1'



F TYPICAL DETAIL OF FLIGHT
SCALE 1"=1/2"



E FLIGHT-1 DETAIL
SCALE 1"=1/2"

- NOTES:-
- 1- ALL LEVEL ARE IN FEET & INCHES.
 - 2- ALL DIMENSIONS ARE IN FEET INCHES U.N.O.
 - 3- ALL DRAWINGS MUST BE READ IN CONJUNCTION WITH OTHER DISCIPLINES DRAWINGS.
 - 4- FOR GENERAL NOTES REFER DWG. NO. EA-00986-SMS-S-0001.
 - 5- FOR STANDARD DETAILS REFER DWG. NO. EA-00986-SMS-S-0011 TO EA-00986-SMS-S-0015.
 - 6- FOR BEAM SCHEDULE REFER DWG. NO. EA-00986-SMS-S-4001.
 - 7- FOR STAIR CASE-1 DETAILS REFER DWG. NO. EA-00986-SMS-S-0001.



Consultant:

EA Consulting Pvt Ltd
Head Office: Al-G 15th Lane, Khayaban-e-Hilal Phase 7, Defence Housing Authority, Karachi. 75500 Pakistan
Phone No. 3311-11584 Fax No. 3311-425
Email: info@eaconsulting.com www.eaconsulting.com

Project:

DEVELOPMENT OF SMIU CAMPUS KARACHI

Key Plan:

Note:
• All Dimensions to be confirmed on site with architect.
• Do not scale.
• Only written dimensions to be followed.
• Any discrepancies to be clarified with the architect.
• For structure details refer, structure engineer drawings / details.

North:

No.	DATE	DESCRIPTION
0	25-05-2018	ISSUED FOR TENDER

Date of Issue	May 25, 2018
Issued To	Client
Issued For	Tender

STRUCTURE



Status: **TENDER**

Building Name: **MODEL SCHOOL CITY CAMPUS**

Drawing Title: **DETAIL OF STAIR CASE 02**

Designed:	Checked:	Approved:
HA	HA	AKM
Drawn:	Date:	Scale / Sheet:
MMK	April 2018	AS SHOWN
Project Code:	Rev:	0
00986		
Drawing No.:	EA-986-SMS-S-6002	

DEVELOPMENT OF SMIU CAMPUS KARACHI



TENDER DRAWINGS

Plumbing

MODEL SCHOOL City Campus

May' 2018

S.#	DRAWING NO.	DRAWING TITLE
DRAINAGE DRAWING		
1	EA-986-SMS-P1-000	TITLE SHEET
2	EA-986-SMS-P1-0001	LIST OF DRAWINGS
3	EA-986-SMS-P1-0002	SCHEDULE
4	EA-986-SMS-P1-0003	DETAIL DRAWING
5	EA-986-SMS-D1-0100	GROUND FLOOR PLAN
6	EA-986-SMS-D1-0200	FIRST FLOOR PLAN
7	EA-986-SMS-D1-0300	SECOND FLOOR PLAN
8	EA-986-SMS-D1-0400	THIRD FLOOR PLAN
9	EA-986-SMS-D1-0500	ROOF PLAN
WATER DRAWING		
1	EA-986-SMS-W1-0100	GROUND FLOOR PLAN
2	EA-986-SMS-W1-0200	FIRST FLOOR PLAN
3	EA-986-SMS-W1-0300	SECOND FLOOR PLAN
4	EA-986-SMS-W1-0400	THIRD FLOOR PLAN
5	EA-986-SMS-W1-0500	ROOF PLAN
FIRE FIGHTING DRAWING		
1	EA-986-SMS-F1-0100	GROUND FLOOR PLAN
2	EA-986-SMS-F1-0200	FIRST FLOOR PLAN
3	EA-986-SMS-F1-0300	SECOND FLOOR PLAN
4	EA-986-SMS-F1-0400	THIRD FLOOR PLAN
5	EA-986-SMS-F1-0500	ROOF PLAN



Client:

Consultant:

EA Consulting Pvt Ltd
 Head Office: AL-9, 15th Lane, Khayaban-e-Hind Phase 7,
 Defence Housing Authority, Karachi, 75000 - Pakistan
 Phone No. 111-111-584, Fax No. 584-1825
 Email: info@eaworld.com | www.eaworld.com

Project:

**DEVELOPMENT OF
SMIU CAMPUS
KARACHI**

Key Plan:

Note:

- All Dimensions to be confirmed on site with architect.
- Do not scale.
- Only written dimensions to be followed.
- Any discrepancies to be clarified with the architect.
- For structure details refer, structure engineer drawings / details



No.	DATE	DESCRIPTION
0	25-05-2018	For Tender
REVISIONS		

Date of Issue	MAY 05, 2018
Issued To	Client
Issued For	Tender

PLUMBING

Status: **TENDER**

Building Name:
**MODEL SCHOOL
CITY CAMPUS**

Drawing Title:
LIST OF DRAWING

Designed:	Checked:	Approved:
A.T	A.T	Z.A
Drawn:	Date:	Scale / Sheet:
M.D	MAY-2018	NTS@A3
Project Code:	Rev.:	
00986	0	
Drawing No.: EA-00986-SMS-P1-0001		




Client: SMU (Sindh Madressatul Islam University)


Consultant: EA Consulting Pvt Ltd
 Head Office: AL-9, 15th Lane, Khayaban-e-Hilal, Phase 7, Defence Housing Authority, Karachi, 75500 - Pakistan
 Phone No: 111-111-584, Fax No: 564-1825
 Email: info@eaconsulting.com | www.eaconsulting.com

Project: DEVELOPMENT OF SMU CAMPUS KARACHI

Key Plan:

TRANSFER PUMPS																											
EQUIP.IMAGE	EQUIP.TAG	DESCRIPTION	SERVICE	LOCATION	FLOW RATE (GPM.)	MAXIMUM TOTAL DYNAMIC HEAD (FT)	MINIMUM TOTAL DYNAMIC HEAD (FT)	MANUFACTURER	PUMP TYPE						MOTOR					MANUAL CONTROL	AUTOMATIC CONTROL	PRESSURE GAUGE RANGE	ALARMS REQUIRED	EMERGENCY POWER REQUIRED	REMARKS		
									STAGES	VERTICAL MULTISTAGE	HORIZONTAL SPLIT	END SUCTION	IN LINE	VERTICAL TURBINE	SUBMERSIBLE	MINIMUM H.P.	POWER K.W	VOLTS	PHASE							CYCLES (Hz)	
	TP 01	TRANSFER PUMP	WATER TRANSFER TO OHT	GROUND	65	-	75	-	-	✓	-	-	-	-	-	-	1.23	0.92	220	1	50	✓	✓	-	✓	✓	DUTY PUMP
	TP 02	TRANSFER PUMP	WATER TRANSFER TO OHT	GROUND	65	-	75	-	-	✓	-	-	-	-	-	-	1.23	0.92	220	1	50	✓	✓	-	✓	✓	STANDBY PUMP

Note: All Dimensions to be confirmed on site with architect. Do not scale. Only written dimensions to be followed. Any discrepancies to be clarified with the architect. For structure details refer structure engineer drawings / details.



No.	DATE	DESCRIPTION
REVISIONS		

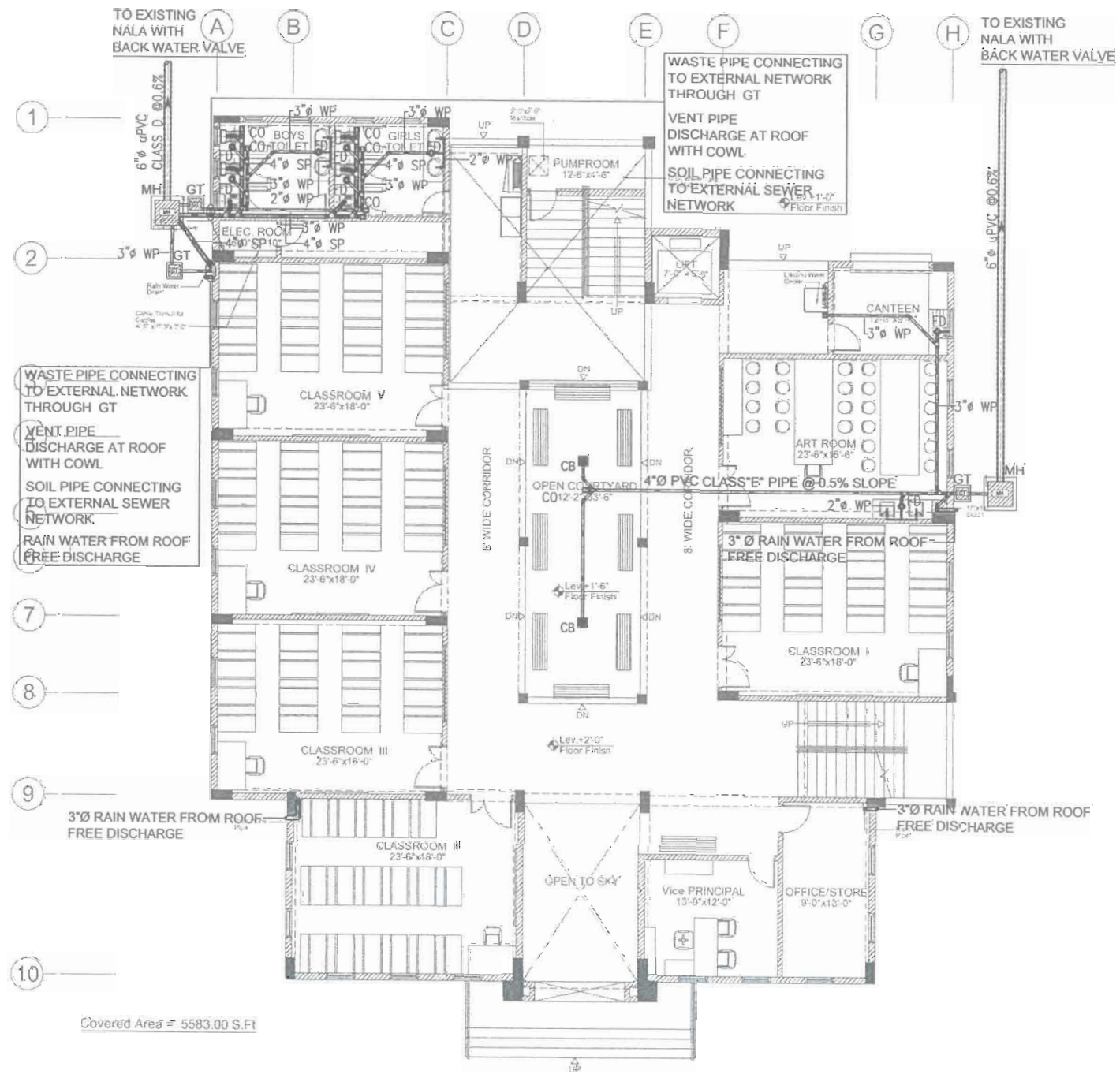
Date of Issue: MAY 05, 2018
 Issued To: Client
 Issued For: Tender

PLUMBING
 Status: **TENDER**

Building Name: **MODEL SCHOOL CITY CAMPUS**

Drawing Title: **EQUIPMENT SCHEDULE**

Designed: A.T. Checked: A.T. Approved: Z.A.
 Drawn: M.D. Date: MAY 2018 Scale / Sheet: NTS@A3
 Project Code: 00986 Rev.: 0
 Drawing No.: EA-00986-SMS-P1-0002



Covered Area = 5583.00 S.Ft



Client :
 Consultant :
EA Consulting Pvt Ltd
 Head Office: AL-9, 15th Lane, Khayaban-e-Hal Phase 7,
 Defence Housing Authority, Karachi, 75500 Pakistan
 Phone No. 111-111-584, Fax No. 584-1825
 Email : info@eaconsulting.com | www.eaconsulting.com

Project :
DEVELOPMENT OF SMU CAMPUS KARACHI

Key Plan :

Note:
 * All Dimensions to be confirmed on site with architect.
 * Do not scale.
 * Only written dimensions to be followed.
 * Any discrepancies to be clarified with the architect.
 * For structure details refer structure engineer drawings / details



No.	DATE	DESCRIPTION
REVISIONS		


Date of Issue	MAY 05, 2018
Issued To	Client
Issued For	Tender

PLUMBING
 Status: **TENDER**

Building Name:
MODEL SCHOOL CITY CAMPUS

Drawing Title:
GROUND FLOOR PLAN DRAINAGE LAYOUT

Designed :	Checked :	Approved :
A.T	A.T	A.T
Drawn :	Date :	Scale / Sheet :
M.D	MAY-2018	1/16"=1'-0" @ A3
Project Code :	00986	Rev : 0
Drawing No. :	EA-00986-SMS-D1-0100	



1
2
3
4

WASTE PIPE CONNECTING TO EXTERNAL NETWORK THROUGH GT
VENT PIPE DISCHARGE AT ROOF WITH COWL
SOIL PIPE CONNECTING TO EXTERNAL SEWER NETWORK
RAIN WATER FROM ROOF FREE DISCHARGE

WASTE PIPE CONNECTING TO EXTERNAL NETWORK THROUGH GT
VENT PIPE DISCHARGE AT ROOF WITH COWL
SOIL PIPE CONNECTING TO EXTERNAL SEWER NETWORK



Client :
Consultant :
EA Consulting Pvt Ltd
Head Office: AL-9, 15th Lane, Khayaban-e-Hilal, Phase 7,
Defence Housing Authority - Karachi, 75500 - Pakistan
Phone No. : 111-111-664, Fax No. : 684-1825
Email : info@eaconsulting.com | www.eaconsulting.com

Project :
DEVELOPMENT OF SMIU CAMPUS KARACHI

Key Plan :

Note:
• All Dimensions to be confirmed on site with architect.
• Do not scale.
• Only written dimensions to be followed.
• Any discrepancies to be clarified with the architect.
• For structure details refer, structure engineer drawings / details



No.	DATE	DESCRIPTION

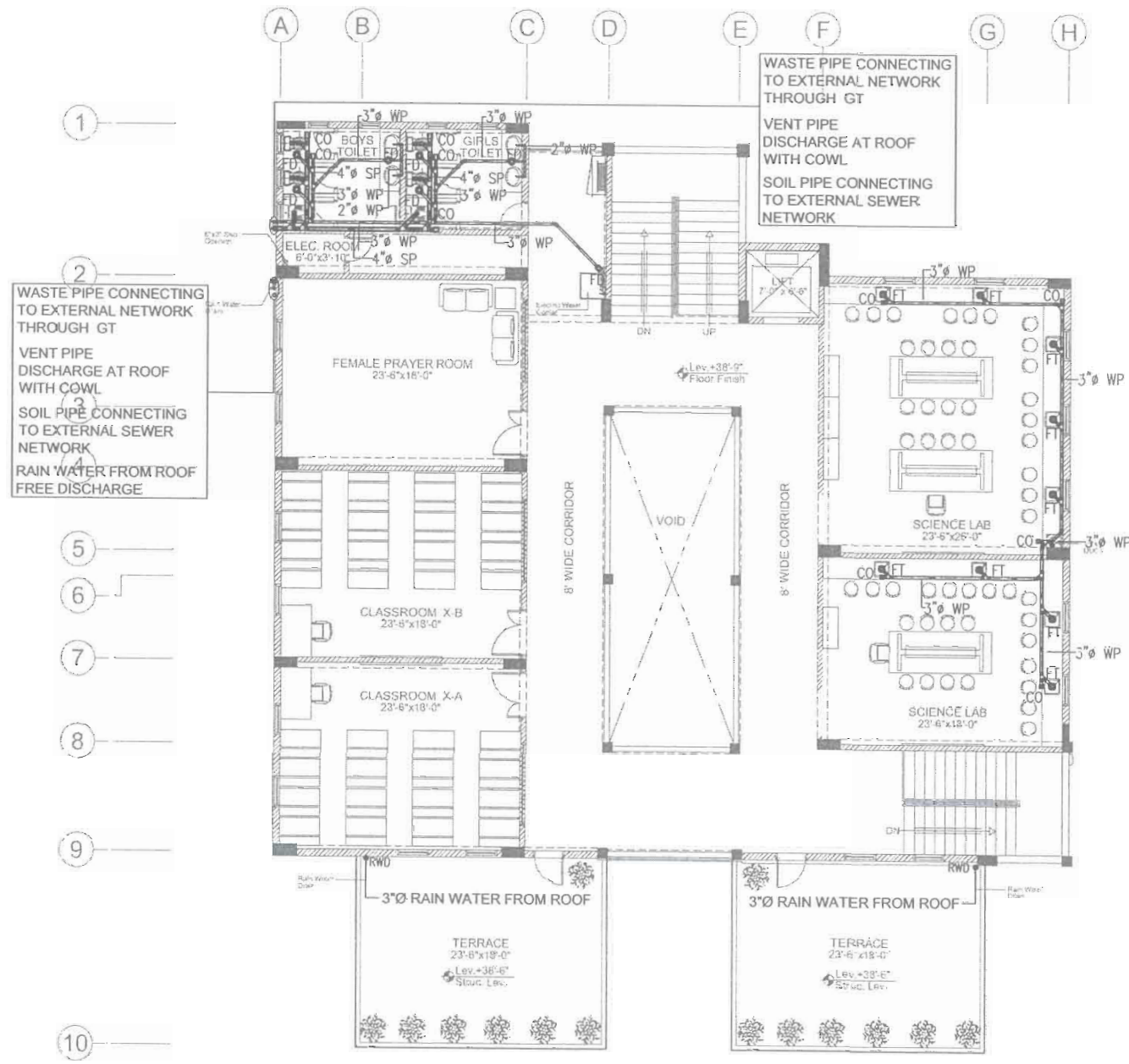
Date of Issue: MAY 05, 2018
Issued To: Client
Issued For: Tender

PLUMBING
Status: **TENDER**

Building Name:
MODEL SCHOOL CITY CAMPUS

Drawing Title:
SECOND FLOOR PLAN DRAINAGE LAYOUT

Designed : A.T	Checked : A.T	Approved : Z.A
Drawn : M.D	Date : MAY-2018	Scale / Sheet : 1/16"=1'-0" @ A3
Project Code : 00986	Rev. : 0	
Drawing No. : EA-00986-SMS-D1-0300		



Covered Area = 4621.00 S.Ft



Client:
 Consultant:
EA Consulting Pvt Ltd
 Head Office: AL-2, 15th Lane, Khayaban-e-Hil Phase 7, Defence Housing Authority, Karachi, 75500 - Pakistan
 Phone No. 111-111-5841 Fax No. 584-1825
 Email: info@eaworld.com | www.eaworld.com

Project:
DEVELOPMENT OF SMU CAMPUS KARACHI

Key Plan:

Note:
 * All Dimensions to be confirmed on site with architect.
 * Do not scale.
 * Only written dimensions to be followed.
 * Any discrepancies to be clarified with the architect.
 * For structure details refer structure engineer drawings / details




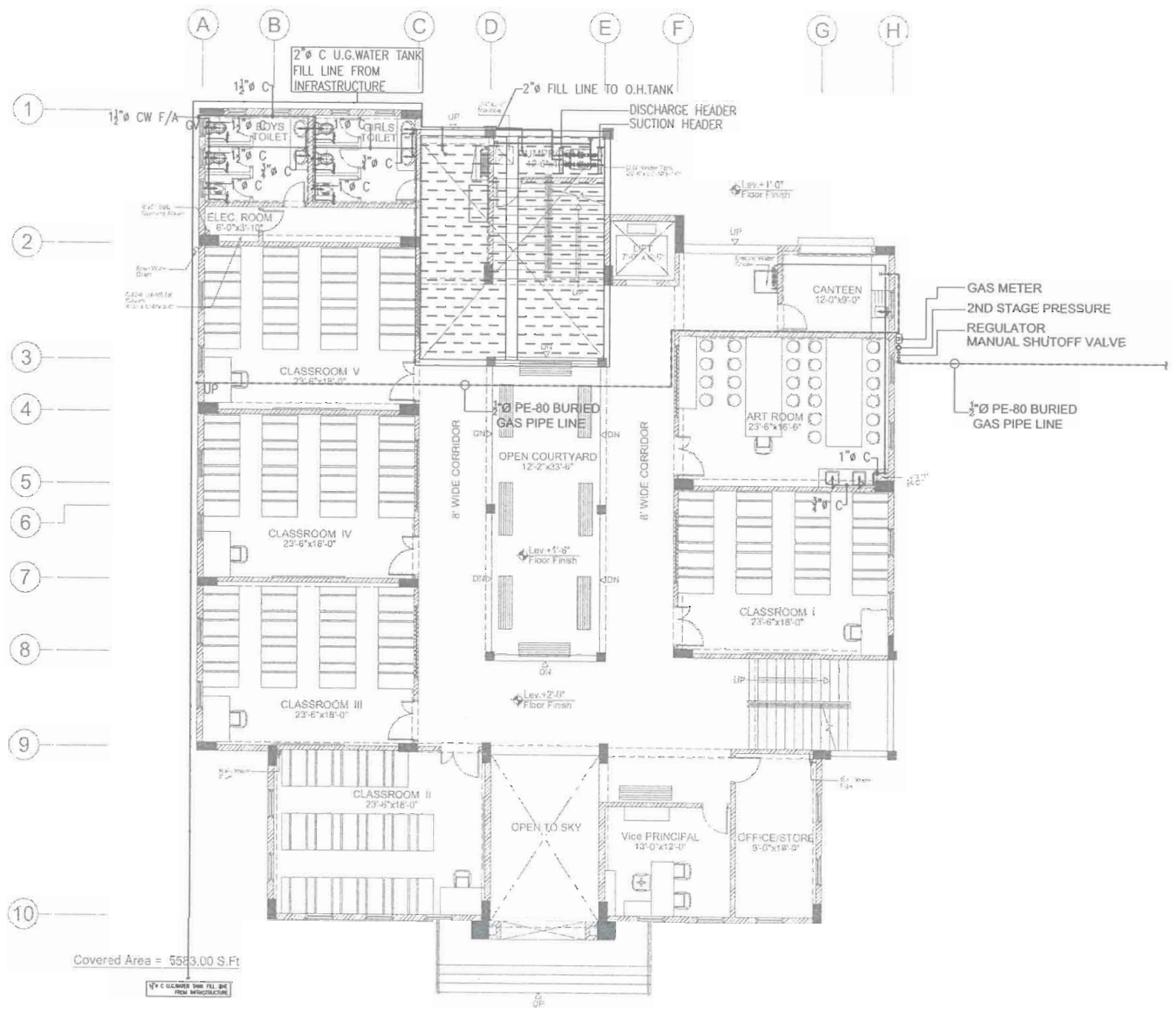
No.	DATE	DESCRIPTION
0	25-05-2018	For Tender

Date of Issue: MAY 05, 2018
 Issued To: Client
 Issued For: Tender

PLUMBING
 Status: **TENDER**
 Building Name: **MODEL SCHOOL CITY CAMPUS**

Drawing Title:
THIRD FLOOR PLAN DRAINAGE LAYOUT

Designed: A.T	Checked: A.T	Approved: Z.A
Drawn: M.D	Date: MAY-2018	Scale / Sheet: 1/16"=1'-0" @ A3
Project Code: 00986	Rev: 0	
Drawing No.: EA-00986-SMS-D1-0400		



Client :
 Consultant :
EA Consulting Pvt Ltd
 Head Office AL-9, 15th Lane, Khayaban-e-Hayat Phase 7,
 Defence Housing Authority, Karachi- 75500 - Pakistan
 Phone No. : 111-111-584 Fax No. : 504-1625
 Email : info@eaworld.com | www.eaworld.com

Project :
**DEVELOPMENT OF
 SMU CAMPUS
 KARACHI**

Key Plan :
 (Blank area for key plan)

Note:
 * All Dimensions to be confirmed on site with architect.
 * Do not scale.
 * Only written dimensions to be followed.
 * Any discrepancies to be clarified with the architect.
 * For structure details refer structure engineer drawings / details



No.	DATE	DESCRIPTION
REVISIONS		

Date of issue: MAY 05, 2018
 Issued To: Client
 Issued For: Tender

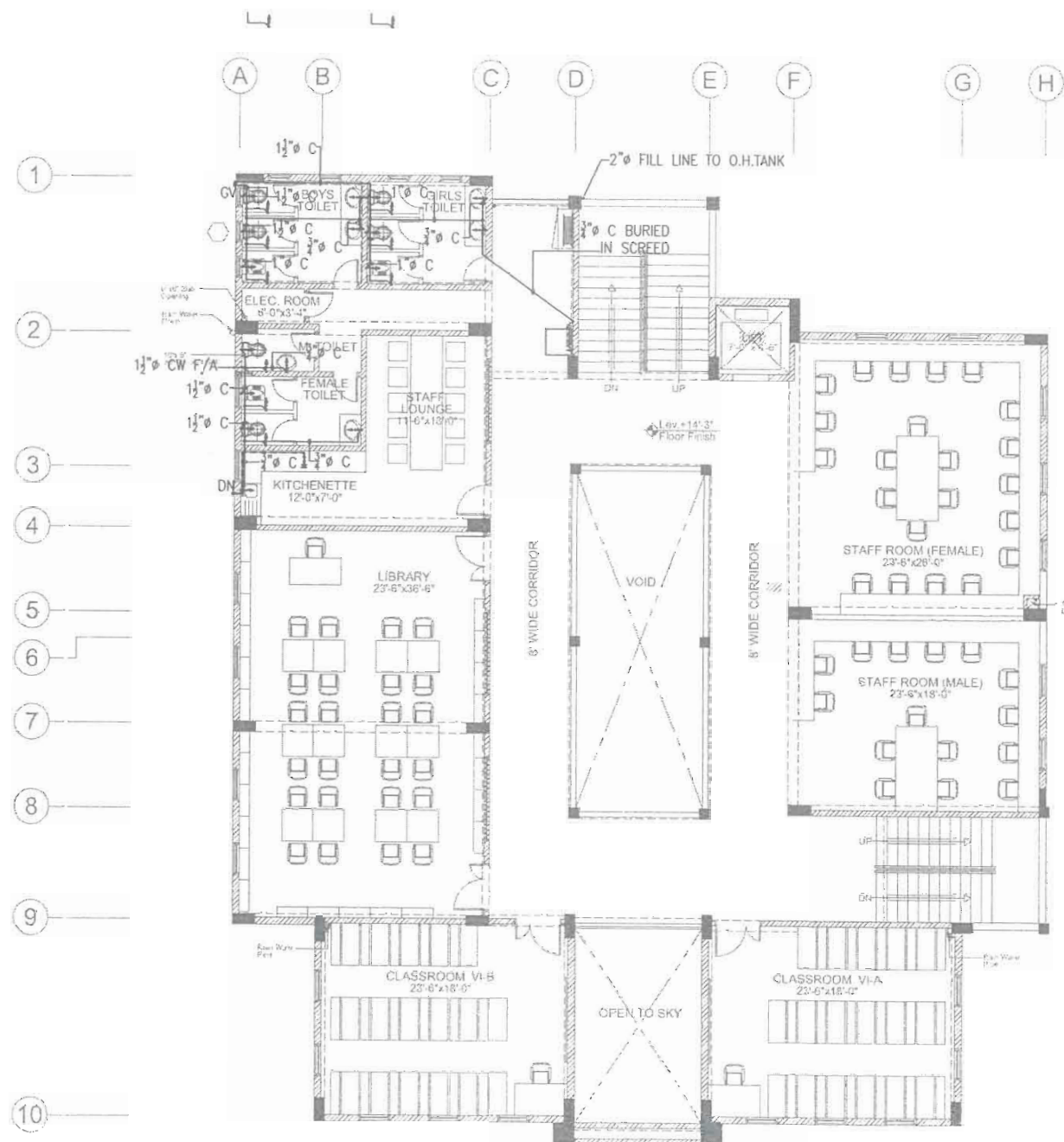
PLUMBING
 Status: **TENDER**

Building Name:
**MODEL SCHOOL
 CITY CAMPUS**


Drawing Title:
**GROUND FLOOR PLAN
 WATER SUPPLY LAYOUT**

Designed : M.T	Checked : M.T	Approved : Z.A
Drawn : M.D	Date : MAY, 2018	Scale / Sheet : 1/16" = 1'-0" @ A3
Project Code : 00986	Rev. : 0	

Drawing No. :
 EA-00986-SMS-W1-0100



Covered Area = 5550.00 S.Ft




Client :
 Consultant :

EA Consulting Pvt Ltd
 Head Office: AL-9, 15th Lane, Khayaban-e-Hilal Phase 7,
 Defence Housing Authority, Karachi. 75500 - Pakistan
 Phone No. : 111-111-564 Fax No. : 594-1825
 Email : info@eaworld.com www.eaworld.com

Project :
**DEVELOPMENT OF
 SMIU CAMPUS
 KARACHI**

Key Plan :


Note:
 * All Dimensions to be confirmed on site with architect.
 * Do not scale.
 * Only written dimensions to be followed.
 * Any discrepancies to be clarified with the architect.
 * For structure details refer, structure engineer drawings / details

North:


No.	DATE	DESCRIPTION
REVISIONS		

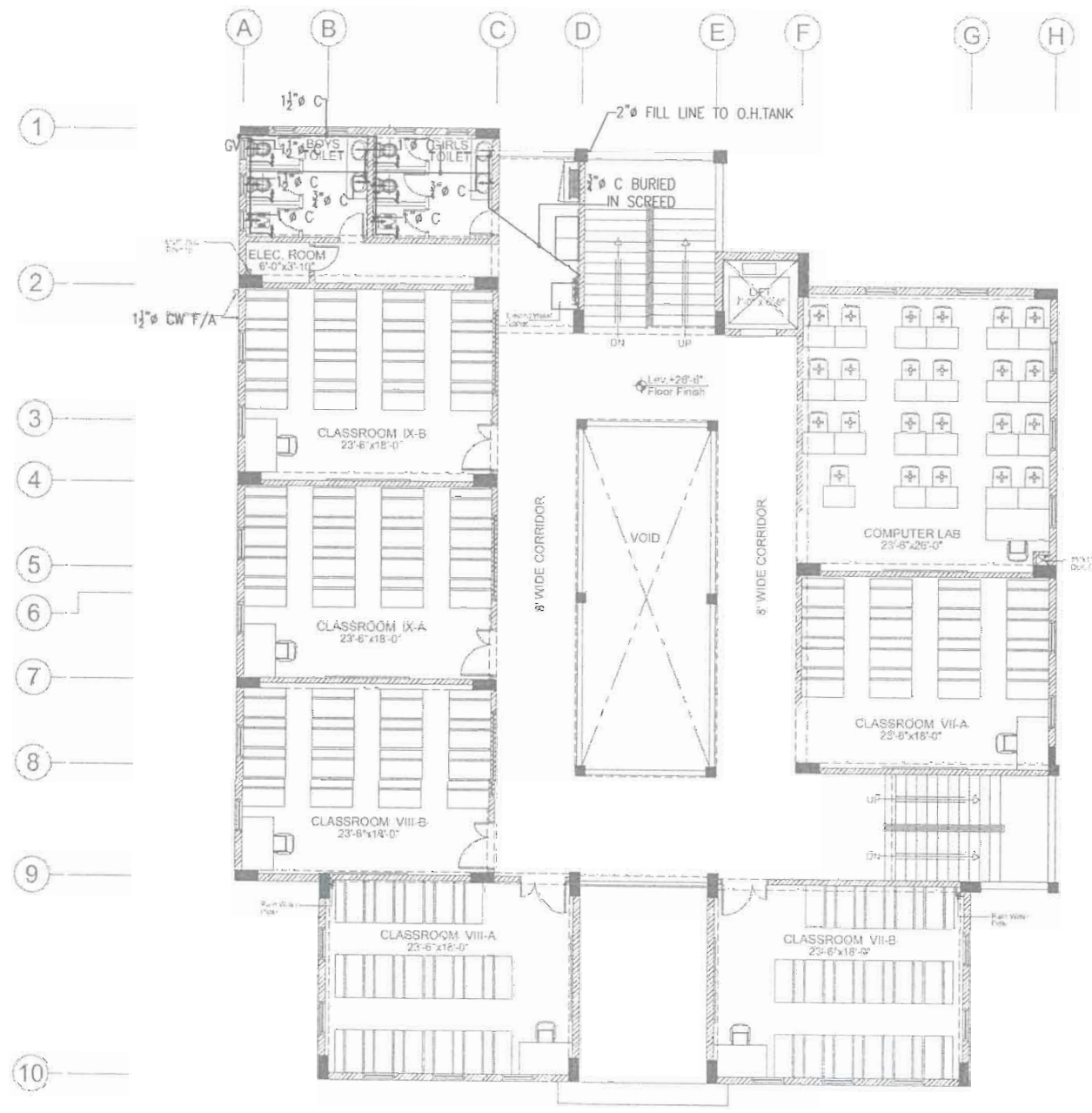
Date of Issue: MAY 05, 2018
 Issued To: Client
 Issued For: Tender

PLUMBING
 Status: **TENDER**

Building Name: **MODEL SCHOOL CITY CAMPUS**

Drawing Title: **FIRST FLOOR PLAN WATER SUPPLY LAYOUT**

Designed : M.T	Checked : M.T	Approved : Z.A
Drawn : M.D	Date : MAY, 2018	Scale / Sheet : 1/16" = 1'-0" @ A3
Project Code : 00986	Rev : 0	
Drawing No. : EA-00986-SMS-W1-0200		



Covered Area = 5550.00 S.Ft

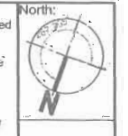


Client:
 Consultant:
EA Consulting Pvt Ltd
 Head Office: AL-9, 1st Mile Lane, Khayaban-e-Hilal Phase 7,
 Defence Housing Authority, Karachi, 75500 - Pakistan
 Phone No. 111-111284, Fax No. 584-1825
 Email: info@eaconsulting.com | www.eaconsulting.com

Project:
**DEVELOPMENT OF
 SMU CAMPUS
 KARACHI**

Key Plan:

Note:
 • All Dimensions to be confirmed on site with architect.
 • Do not scale.
 • Only written dimensions to be followed.
 • Any discrepancy to be clarified with the architect.
 • For structure details refer structure engineer drawings / details.



No.	DATE	DESCRIPTION
REVISIONS		

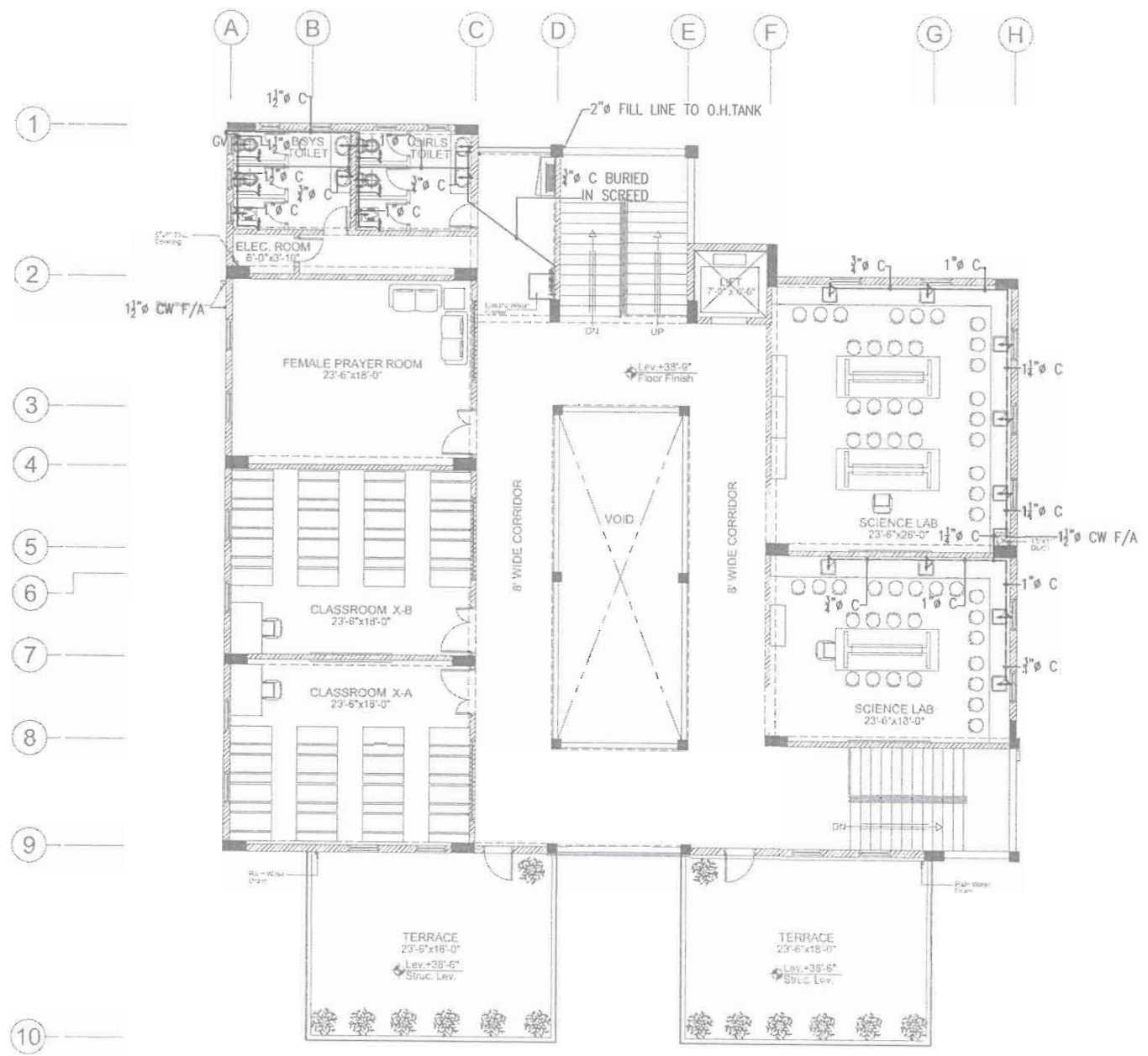
Date of Issue: MAY 05, 2018
 Issued To: Client
 Issued For: Tender

PLUMBING
 Status: **TENDER**

Building Name:
**MODEL SCHOOL
 CITY CAMPUS**

Drawing Title:
**FIRST FLOOR PLAN
 WATER SUPPLY LAYOUT**

Designed: M.F.	Checked: M.F.	Approved: Z.A.
Drawn: M.D.	Date: MAY, 2018	Scale / Sheet: 1/16" = 1'-0" @ A3
Project Code: 00986	Rev: 0	
Drawing No.: EA-00986-SMS-W1-0300		



Covered Area = 4621.00 S.Ft



Client :
 Consultant :
EA Consulting Pvt Ltd
 Head Office: AL-9, 15th Lane, Khayaban-e-Hilal Phase 7,
 Defence Housing Authority, Karachi, 75500 - Pakistan
 Phone No. 111-111-584, Fax No. 584-1825
 Email : info@eaconsulting.com | www.eaconsulting.com

Project :
**DEVELOPMENT OF
 SMIU CAMPUS
 KARACHI**

Key Plan :

Note:
 • All Dimensions to be confirmed on site with architect.
 • Do not scale.
 • Only written dimensions to be followed.
 • Any discrepancies to be clarified with the architect.
 • For structure details refer structure engineer drawings / details



No.	DATE	DESCRIPTION
REVISIONS		

Date of Issue: MAY 05, 2018
 Issued To: Client
 Issued For: Tender

PLUMBING
 Status: **TENDER**
 Building Name: **MODEL SCHOOL CITY CAMPUS**

Drawing Title :
**THIRD FLOOR PLAN
 WATER SUPPLY LAYOUT**

Designed : M.T	Checked : M.T	Approved : Z.A
Drawn : M.D	Date : MAY, 2018	Scale / Sheet : 1/16"=1'-0" @ A3
Project Code : 00986	Rev : 0	

Drawing No. : EA-00986-SMS-W1-0400

DEVELOPMENT OF SMIU CAMPUS KARACHI



TENDER DRAWINGS
ELECTRICAL

MODEL SCHOOL City Campus
May' 2018

ELECTRICAL

S.#	DRAWING NO.	DRAWING TITLE
E - GENERAL DRAWINGS		
1	EA-00986-SMS-E-0000	TITLE SHEET
2	EA-00986-SMS-E-0001	LIST OF DRAWINGS
3	EA-00986-SMS-E-0002	LEGEND OF ELECTRICAL SYMBOLS, ABBREVIATIONS & GENERAL NOTES
4	EA-00986-SMS-E-0003	ELECTRICAL STANDARD DETAIL (SHEET 1 OF 2)
5	EA-00986-SMS-E-0004	ELECTRICAL STANDARD DETAIL (SHEET 2 OF 2)
6	EA-00986-SMS-E-0005	ELECTRICAL DISTRIBUTION SCHEMATIC DIAGRAM
EL - LIGHTING LAYOUT PLANS		
1	EA-00986-SMS-EL-0100	GROUND FLOOR PLAN LIGHTING LAYOUT
2	EA-00986-SMS-EL-0200	FIRST FLOOR PLAN LIGHTING LAYOUT
3	EA-00986-SMS-EL-0300	SECOND FLOOR PLAN LIGHTING LAYOUT
4	EA-00986-SMS-EL-0400	THIRD FLOOR PLAN LIGHTING LAYOUT
5	EA-00986-SMS-EL-0500	ROOF PLAN LIGHTING & LIGHTNING PROTECTION SYSTEMS LAYOUT
EP - POWER LAYOUT PLANS		
1	EA-00986-SMS-EP-0100	GROUND FLOOR PLAN POWER LAYOUT
2	EA-00986-SMS-EP-0200	FIRST FLOOR PLAN POWER LAYOUT
3	EA-00986-SMS-EP-0300	SECOND FLOOR PLAN POWER LAYOUT
4	EA-00986-SMS-EP-0400	THIRD FLOOR PLAN POWER LAYOUT
5	EA-00986-SMS-EP-0500	ROOF PLAN LIGHTNING PROTECTION SYSTEM LAYOUT

EXTRA LOW VOLTAGE

S.#	DRAWING NO.	DRAWING TITLE
IT - ELV & IT SYSTEM LAYOUT PLANS		
1	EA-00986-SMS-IT-0100	GROUND FLOOR PLAN ELV & IT SYSTEMS LAYOUT
2	EA-00986-SMS-IT-0200	FIRST FLOOR PLAN ELV & IT SYSTEMS LAYOUT
3	EA-00986-SMS-IT-0300	SECOND FLOOR PLAN ELV & IT SYSTEMS LAYOUT
4	EA-00986-SMS-IT-0400	THIRD FLOOR PLAN ELV & IT SYSTEMS LAYOUT
5	EA-00986-SMS-IT-0500	COMMUNICATION SYSTEM SCHEMATIC DIAGRAM
6	EA-00986-SMS-IT-0600	CCTV SYSTEM SCHEMATIC DIAGRAM
7	EA-00986-SMS-IT-0700	PUBLIC ADDRESS SCHEMATIC DIAGRAM
8	EA-00986-SMS-IT-0800	MASTER CLOCK SYSTEM SCHEMATIC DIAGRAM

Client :



Consultant :



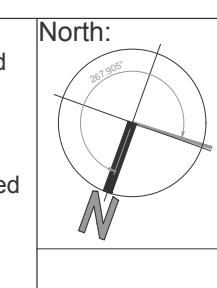
EA Consulting Pvt Ltd
 Head Office: AL-9, 15th Lane, Khayaban-e-Hilal, Phase 7,
 Defence Housing Authority, Karachi, 75500 - Pakistan
 Phone No. : 111-111-5941 Fax No. : 594-1925
 Email : info@eaworld.com | www.eaworld.com

Project :

**DEVELOPMENT OF
SMIU CAMPUS
KARACHI**

Key Plan :

Note:
 • All Dimensions to be confirmed on site with architect.
 • Do not scale.
 • Only written dimensions to be followed.
 • Any discrepancies to be clarified with the architect.
 • For structure details refer, structure engineer drawings / details



0 25, May 2018 ISSUED FOR TENDER

No.	DATE	DESCRIPTION

REVISIONS

Date of Issue	25th May 2018
Issued To	Client
Issued For	Tender

ELECTRICAL

Status: **TENDER**

Building Name:
**MODEL SCHOOL
CITY CAMPUS**

Drawing Title :
LIST OF DRAWINGS

Designed :	Checked :	Approved :
MF	MF	JIS
Drawn :	Date :	Scale / Sheet :
MA	April 2018	NTS @A1
Project Code :	Rev. :	
00986	0	
Drawing No. :	EA-00986-SMS-E-0001	

LEGEND FOR LIGHTING					
S.No.	SYMBOL	DESCRIPTION	LAMP	MINIMUM LUMINOUS FLUX	MOUNTING
1	⊙D1	DOWNLIGHT FIXTURE (IP-20)	20W LED	1600 Lm	CEILING SURFACE
2	⊙D2	DOWNLIGHT FIXTURE (IP-44)	7W LED	650 Lm	CEILING RECESSED
3	⊙D3	DOWNLIGHT FIXTURE (IP-44)	10W LED	1000 Lm	CEILING RECESSED
4	F1	4' LONG BATTEN LIGHT FIXTURE (IP-20)	40W LED	3700 Lm	CEILING SURFACE
5	F2	2' LONG BATTEN LIGHT FIXTURE (IP-20)	20W LED	1900 Lm	CEILING SURFACE
6	W1	WALL LIGHT FIXTURE (IP-54)	2x5W LED		WALL
7	W2	BULKHEAD LIGHT FIXTURE (IP-54)	10W LED	800 Lm	WALL
8	Y	CEILING FAN 56"	-		CEILING SURFACE
9	W	WALL BRACKET FAN 12"			WALL
10	E	EXHAUST FAN 6" / 8"			WALL
11	NS	LIGHTING CONTROL SWITCH (N GANG)			WALL
12	ND	FAN DIMMER (N GANG)			WALL
13	Y	TWO WAY LIGHTING CONTROL SWITCH			WALL

NOTES:- 1. ALL FINISHES OF LIGHT FIXTURES AND COLOUR TEMPERATURE OF LAMPS SHALL BE SUBJECT TO ARCHITECT'S APPROVAL .

SWITCHES

SYMBOL	DESCRIPTION
NS	LIGHTING CONTROL SWITCH (N GANG)
ND	FAN DIMMER (N GANG)
Y	TWO WAY LIGHTING CONTROL SWITCH

LEGEND FOR LIGHTNING PROTECTION

SYMBOLS	DESCRIPTION
⚡	TAPER POINTED COPPER AIR TERMINAL 500mm LONG 15mmØ WITH BASE BARE COPPER
DN	DOWN CONDUCTOR 70s :mm
●	CONDUCTOR CLAMPS
— — — —	25mmx3mm LIGHTNING PROTECTION COPPER STRIP

LEGEND FOR POWER SYSTEM

SYMBOL	DESCRIPTION
⊙	13A 3 PIN MULTI STANDARD SWITCHED SOCKET OUTLET
⊙	13A 3 PIN MULTI STANDARD SWITCHED SOCKET OUTLET (MOUNTED ABOVE COUNTER TOP)
⊙	13A 3 PIN FLAT 2-GANG SWITCHED SOCKET OUTLET
⊙	15A 3 PIN 1-GANG SWITCHED SOCKET OUTLET
⊙	13A 3 PIN FLAT 1-GANG UNSWITCHED SOCKET OUTLET
⊙	10A 1-GANG SWITCH
⊙	TPN ISOLATOR
⊙	DISTRIBUTION BOARD (DB)
⊙	SUB MAIN DISTRIBUTION BOARD (SMDB)
⊙	230V, 600VA UPS SINGLE IN SINGLE OUT
⊙	POWER MANHOLE
⊙	EARTH PIT FOR POWER
⊙	EARTH PIT FOR LIGHTNING PROTECTION
⊙	EARTH BAR WITH SINGLE DISCONNECTING LINK
⊙	SELECTOR SWITCH / VOLTMETER
⊙	AMPERE METER
⊙	PHASE INDICATION LAMPS (R,Y,B)
⊙	NON FERROUS CABLE GLAND PLATE
⊙	FUSE
⊙	SINGLE POLE MINIATURE CIRCUIT BREAKER (MCB)
⊙	TRIPPLE POLE MOULDED CASE CIRCUIT BREAKER (MCCB)
⊙	SURGE PROTECTION DEVICE TYPE II
⊙	DIESEL GENERATOR SET

MINIMUM REQUIREMENT OF CONDUIT SIZES SHALL BE AS TABULATED BELOW:

CABLE SIZE	CONDUIT SIZE				
	20mm Ø	25mm Ø	32mm Ø	38mm Ø	50mm Ø
CONDUCTOR SIZE					
MAXIMUM No. OF CABLES					
2.5 mm ²	5	10	□	□	□
4.0 mm ²	4	5	□	□	□
6.0 mm ²	3	5	□	□	□
10.0 mm ²	2	3	5	□	□
16.0 mm ²	□	2	4	5	□
25.0 mm ²	□	□	3	4	□
35.0 mm ²	□	□	2	3	5
50.0 mm ²	□	□	□	□	4

CONDUIT AND HOME RUNS

SYMBOL	DESCRIPTION
— — — —	CONDUIT CONCEALED IN FLOOR
— — — —	CONDUIT CONCEALED IN CEILING (SLAB) OR WALL
— — — —	CONDUIT OR CABLE RUN TO DISTRIBUTION BOARD (R1,Y1,B1) INDICATES REFERENCE CIRCUIT, (DB-N)- INDICATES DISTRIBUTION BOARD NAME
— — — —	CONDUIT OR CABLE RUN TO EQUIPMENT AS INDICATED OR CONTINUED AS INDICATED

LEGEND FOR IT SYSTEM

SYMBOL	DESCRIPTION
▽	SINGLE RJ45 OUTLET FOR VOICE (1'-6" ATFL)
▽	SINGLE RJ45 OUTLET FOR DATA (1'-6" ATFL)
W ▽	SINGLE RJ45 DATA OUTLET FOR WIFI @CEILING / WALL
P ▽	SINGLE RJ45 DATA OUTLET FOR PROJECTOR ABOVE FALSE CEILING
TV ▽	TELEVISION POINT @ (4'-8" ATFL)
⊙	FLOOR DISTRIBUTION BOX: 1 No RJ45 OUTLET FOR VOICE & 1 No RJ45 OUTLET FOR DATA 1 No 13A DUAL & 1 No 13A UNIVERSAL SOCKET OUTLET
42U	42U TELECOM RACK (FLOOR STANDING)
12U	12U TELECOM RACK (WALL MOUNTED) (4'-8" ATFL)
MTJB	MAIN TELEPHONE JUNCTION BOX (4'-8" ATFL)
TJB	TELEPHONE JUNCTION BOX (4'-8" ATFL)
⊙	MANHOLE FOR TELECOM (2'-0"x2'-0")
⊙	CCTV FIXED CAMERA TYPE (WALL MOUNTED) (7'-0" ATFL)
⊙	SPLITTER (SURFACE MOUNTED)
ACS	ACCESS CONTROL PANEL (2 DOOR)
⊙	PROXIMATELY CARD READER (4'-8" ATFL)
⊙	DOOR LOCK UNIT (ABOVE THE DOOR)
⊙	PUSH BUTTON (4'-8" ATFL)

LEGEND FOR FA , PA & EM LIGHTING SYSTEMS

SYMBOL	DESCRIPTION
⊙	ANALOGUE INTELLIGENT ADDRESSABLE SMOKE DETECTOR
⊙	ANALOGUE INTELLIGENT ADDRESSABLE HEAT DETECTOR
⊙	ANALOGUE INTELLIGENT ADDRESSABLE SMOKE DETECTOR WITH SOUNDER
⊙	WALL SOUNDER WITH FLASHER / STROBE WEATHER PROOF TYPE
⊙	WALL SOUNDER WITH FLASHER / STROBE
⊙	ANALOGUE INTELLIGENT ADDRESSABLE MANUAL PULL STATION/CALL POINT
⊙	ANALOGUE INTELLIGENT ADDRESSABLE MANUAL PULL STATION/CALL POINT WEATHER PROOF TYPE
FACP	FIRE ALARM CONTROL PANEL (ADDRESSABLE)
IF	FOR PUMP
⊙	PA / VA SURFACE SPEAKER WITH BOX (6W)
⊙	CEILING SPEAKER (6W) FOR PA SYSTEM
⊙	PUBLIC ADDRESS SPEAKER WALL MOUNTED
⊙	GOOSENECK MICROPHONE
PA	PA RACK
⊙	MIXER AMPLIFIER
EM	EMERGENCY LIGHT (CEILING / RECESSED) 1x8W (IP20 LED LAMP)
EM	EMERGENCY LIGHT (CEILING / RECESSED) 1x8W (IP65 LED LAMP)
EM	EMERGENCY LIGHT (WALL MOUNTED) 1x8W (IP20 LED LAMP)
EM	EMERGENCY LIGHT (WALL MOUNTED) 1x8W (IP65 LED LAMP)
EXIT	DIRECTIONAL PENDENT 1x8W EXIT LIGHT (IP-65) □ W/P DENOTES WEATHER PROOF LED TYPE

GENERAL NOTES

- 1.1- THE FOLLOWING NOTES SHALL APPLY TO ALL THE ELECTRICAL DRAWINGS UNLESS OTHERWISE INDICATED OR NOTED.
- 1.2- DO NOT SCALE FROM THE LAYOUT DWGS. WORK ACCORDING TO ARCHITECTURAL AND ELECTRICAL DETAILS, UNLESS OTHERWISE INDICATED.
- 1.3- THE ELECTRICAL DRAWINGS SHALL BE READ IN CONJUNCTION WITH THE REST OF THE DRAWINGS PERTAINING TO ARCHITECTURE, STRUCTURE, AIRCONDITIONING, PLUMBING, AND AS PER SPECIFICATIONS.

- 2.1- UNLESS OTHERWISE INDICATED ALL CONDUITS SHOWN ON DRAWINGS SHALL BE RIGID NON- METALIC PVC. CONDUITS.
- 2.2- ALL EXPOSED CONDUITS SHALL BE RIGID GALVANIZED IRON UNLESS OTHERWISE DIRECTED BY THE ENGINEER.
- 2.3- EARTH CONTINUITY SHALL BE IN ACCORDANCE WITH THE IEE REGULATIONS AND AS PER SPECIFICATION.
- 2.4- LIGHTING OUTLETS SHALL BE EXPOSED OR CONCEALED IN ACCORDANCE TO ASSOCIATED CONDUITS, UNLESS OTHERWISE DIRECTED BY THE ENGINEER.
- 2.5- SHAPE AND DIMENSION OF SYMBOLIZED LIGHT FIXTURES DO NOT NECESSARILY REPRESENT SHAPE AND DIMENSIONS OF ACTUAL FIXTURES INTENDED FOR THIS PURPOSE.
- 2.6- FOR EMERGENCY LIGHTING SELF CONTAIN LGHTING IS TO BE FEED FROM NEAREST DB CIRCUIT.

- 3.1- MOUNTING HEIGHTS OF SOCKET OUTLETS, SWITCHES & DBs SHALL BE AS SHOWN IN ELECTRICAL STANDARD DETAIL DRAWING OR AS DIRECTED BY ENGINEER ON SITE.

- 4.1- THE MINIMUM CONDUIT SIZE USED SHALL BE Ø 20mm.
- 4.2- CONTRACTOR SHALL PROVIDE THE REQUIRED CONDUIT SIZE WHEREVER NOT INDICATED FOR THE EASE OF PULLING OF CABLES.
- 4.3- ALL OPENINGS, SLEEVES AND SHAFTS BETWEEN FLOORS USED FOR POWER & LOW CURRENT CABLES SHALL BE SEALED WITH FIRE RESISTANT MATERIAL OR CHEQUERED PLATE TO THE APPROVAL OF ENGINEER.
- 4.4- ALL BREAKERS PROTECTING MOTORS SHALL BE MOTOR PROTECTOR TYPE .
- 4.5- CONTRACTOR SHALL PROVIDE EMPTY CONDUITS OF PROPER SIZE FOR CONTROL WIRES SERVING ALL MECHANICAL EQUIPMENT, A/C UNITS ETC. FULLY CO- ORDINATED WITH MECHANICAL SERVICES, REQUIREMENTS.
- 4.6- FOR ELV & IT SYSTEM MINIMUM CONDUIT SIZE IS 1" DIA.

ABBREVIATION

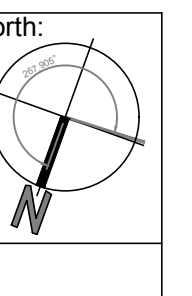
WP	WEATHER PROOF
DN	DOWN CONDUIT
UP	UP CONDUIT
CFL	COMPACT FLUORESCENT LAMP
HDGI	HOT DIP GALVANIZED IRON
CWTP	COLD WATER TRANSFER PUMP
SP	SUMP PUMP
I.P	IRRIGATION PUMP
F.P	FIRE PUMP
J.P	JOCKEY PUMP
SF	SUPPLY FAN
EF	EXHAUST FAN
CL	CONNECTED LOAD
DL	DEMAND LOAD
DDL	DIVERSIFIED DEMAND LOAD
TCL	TOTAL CONNECTED LOAD
TDL	TOTAL DEMAND LOAD
TDDL	TOTAL DIVERSIFIED DEMAND LOAD



Project :
DEVELOPMENT OF SMIU CAMPUS KARACHI

Key Plan :

Note:
• All Dimensions to be confirmed on site with architect.
• Do not scale.
• Only written dimensions to be followed.
• Any discrepancies to be clarified with the architect.
• For structure details refer structure engineer drawings / details



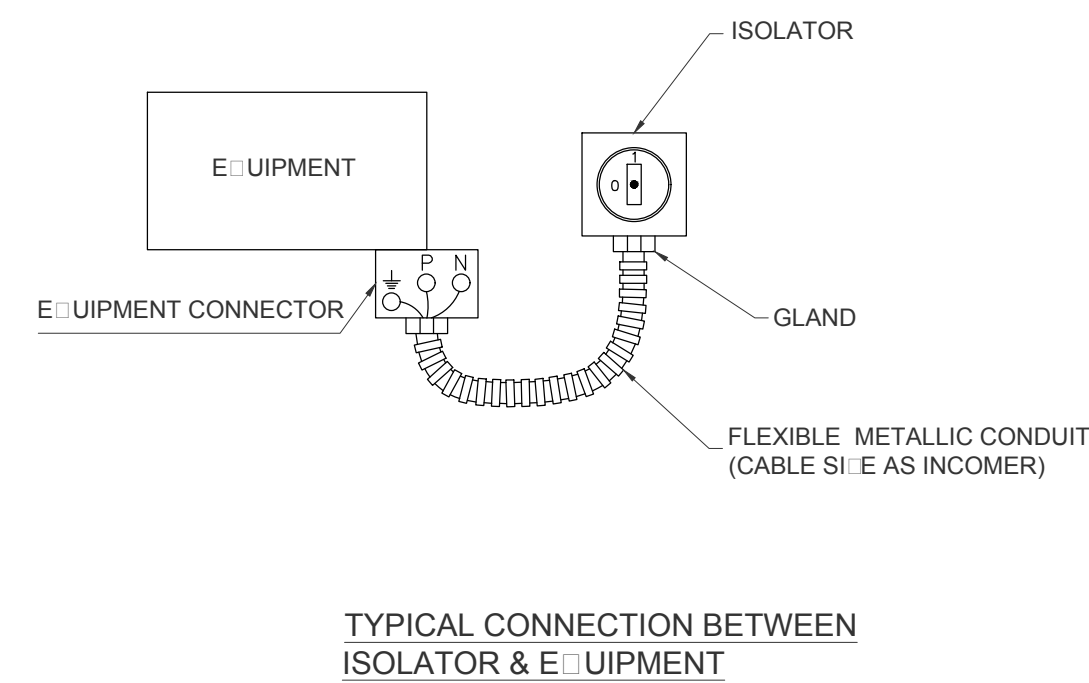
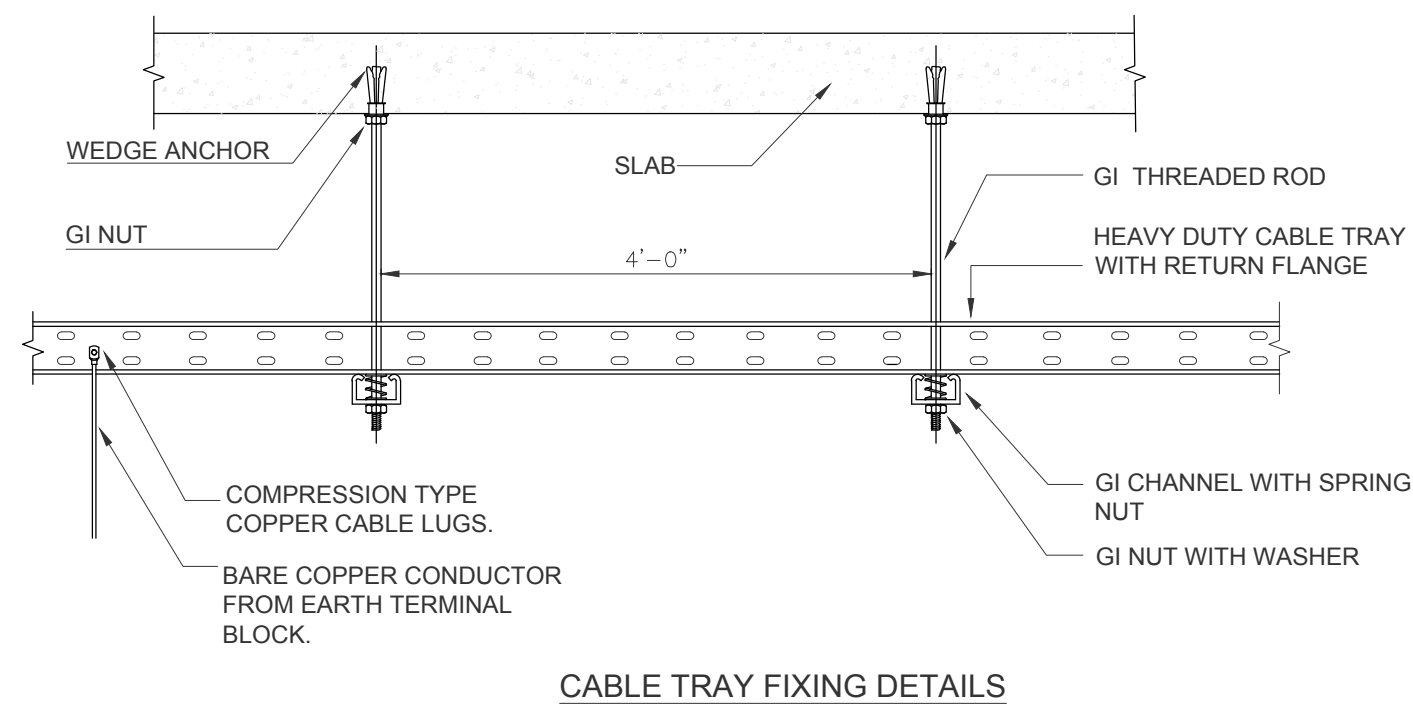
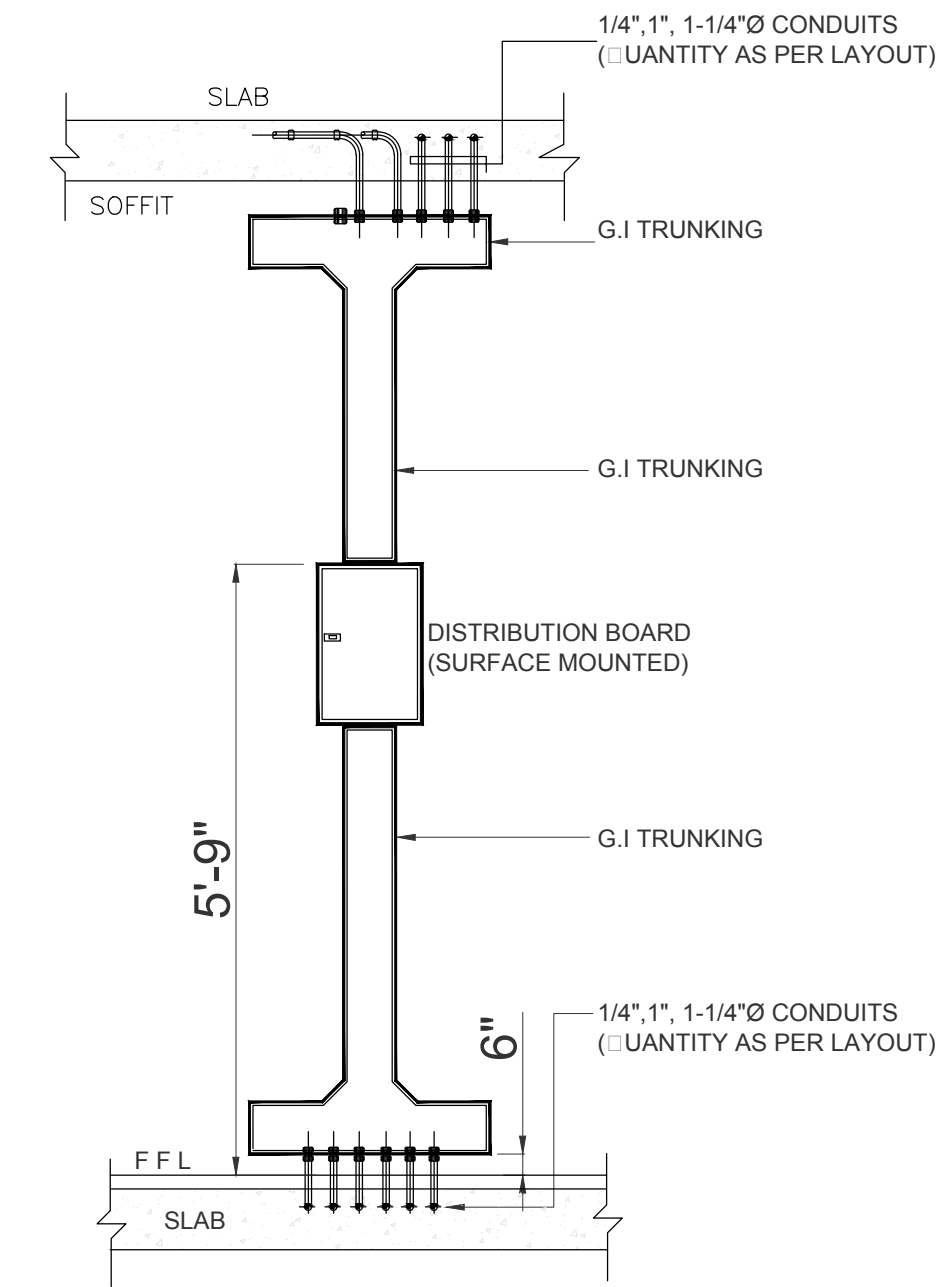
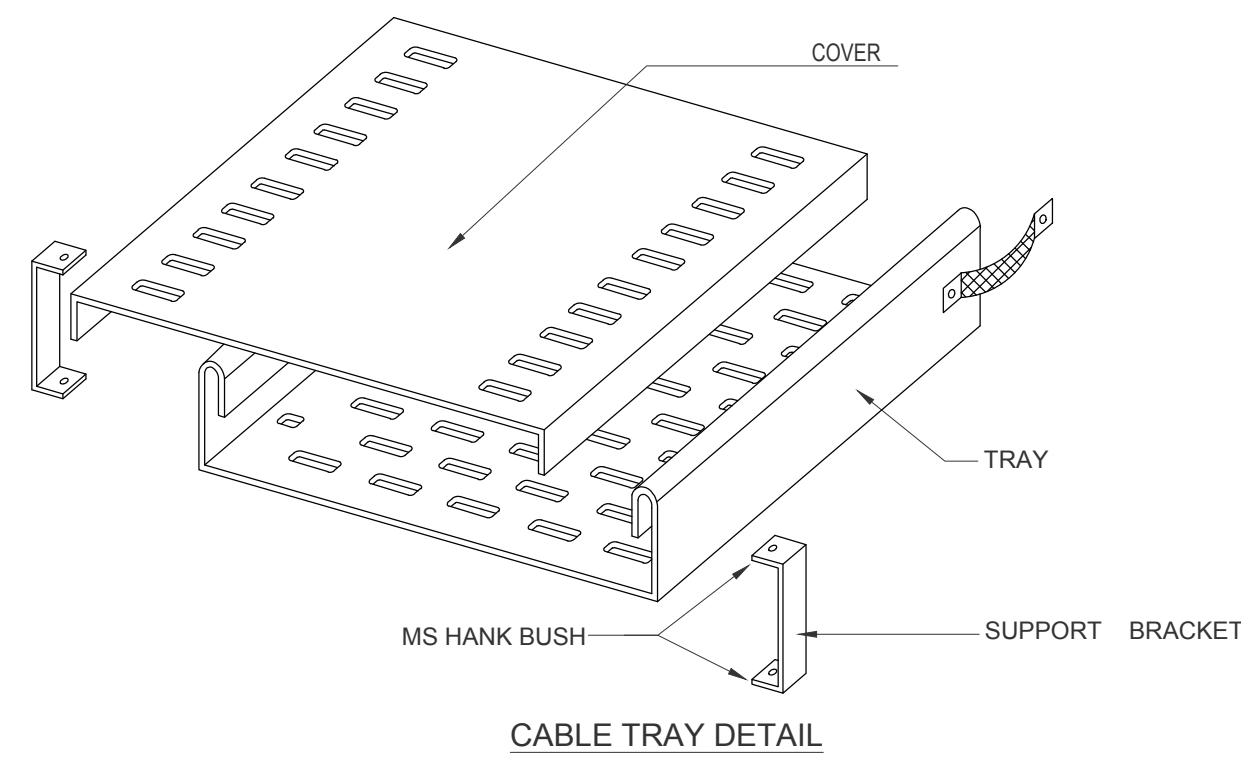
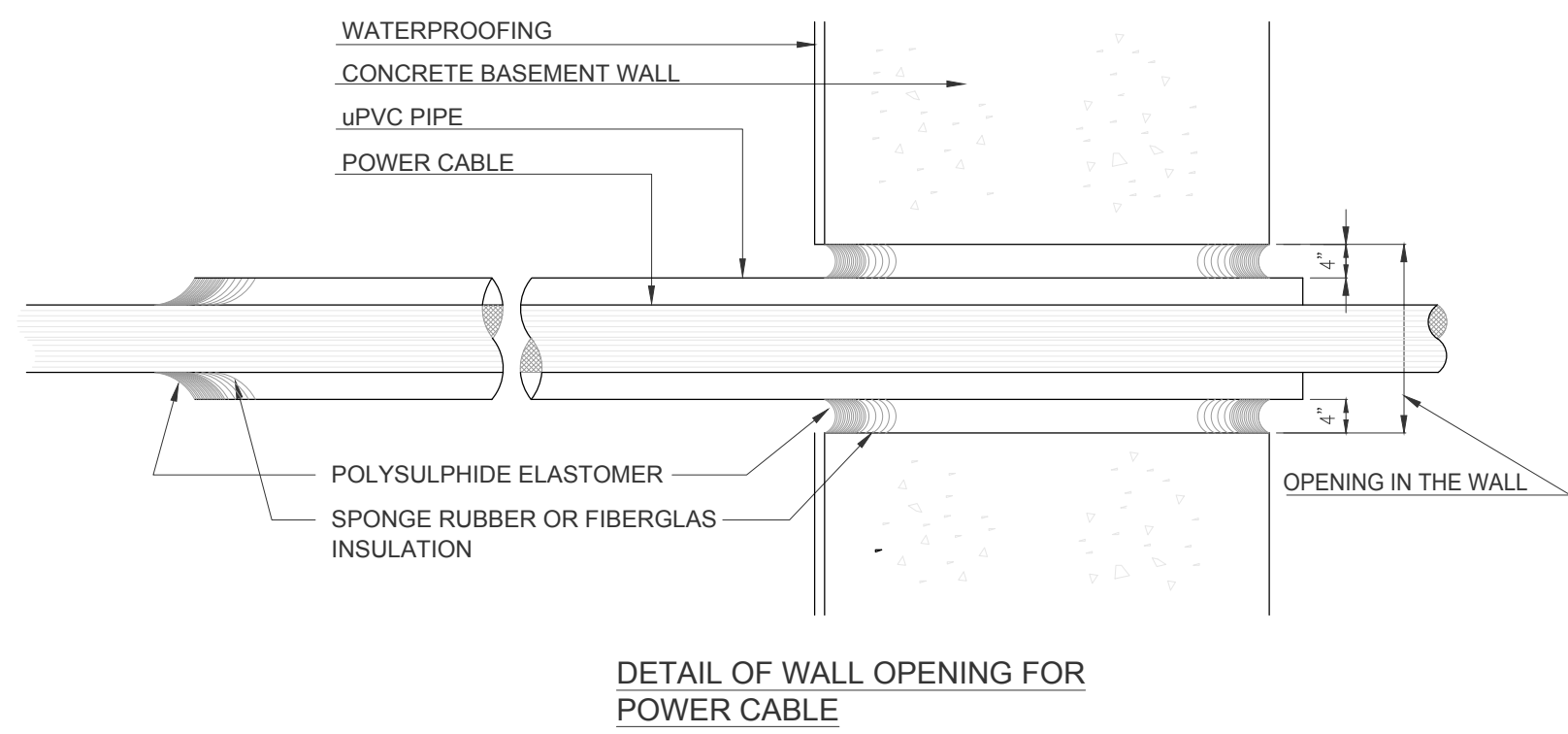
No.	DATE	DESCRIPTION
0	25. May 2018	ISSUED FOR TENDER

Date of Issue	25th May 2018
Issued To	Client
Issued For	Tender

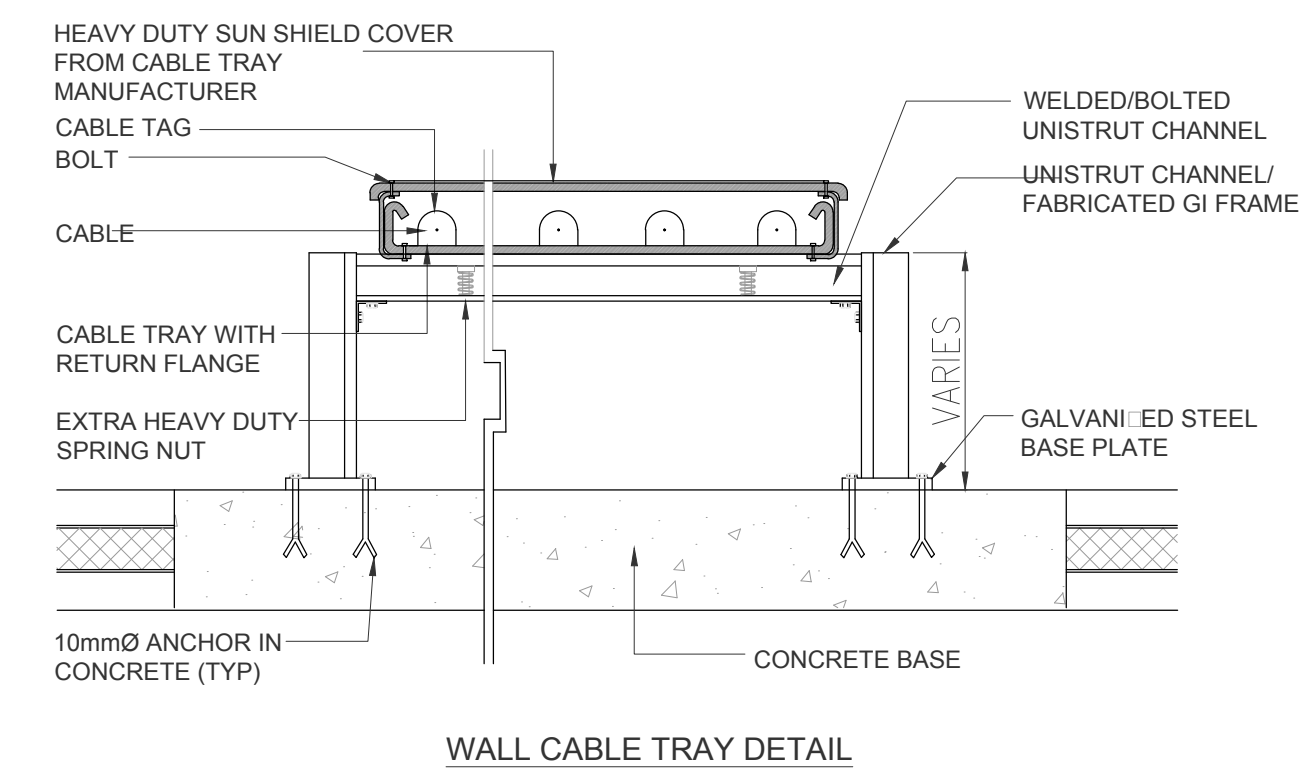
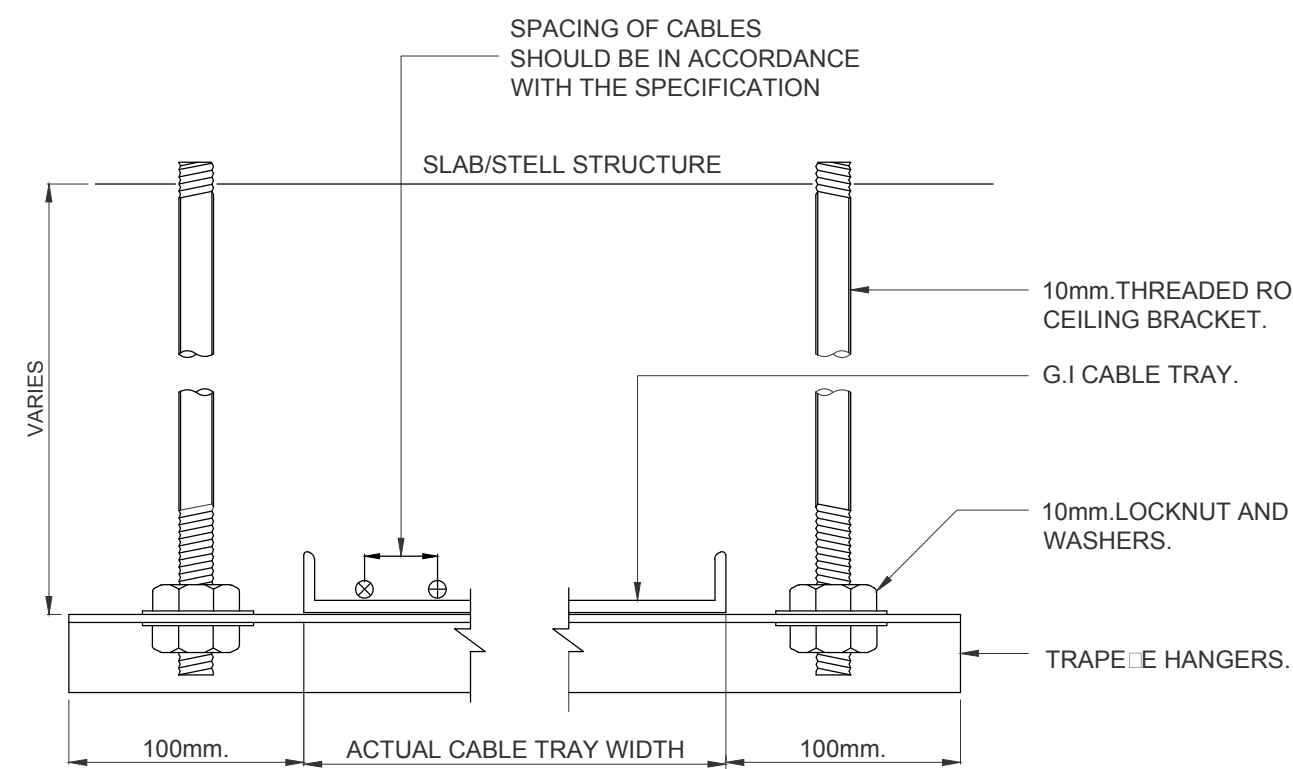
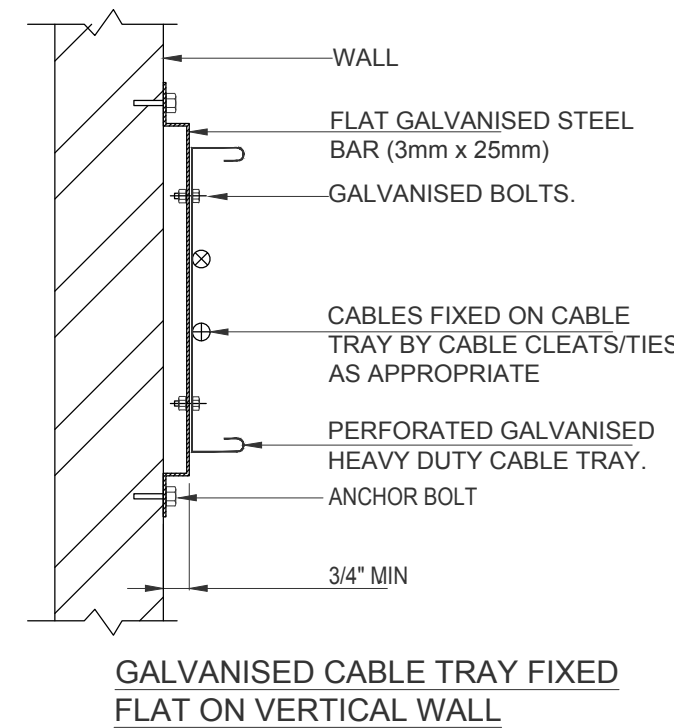
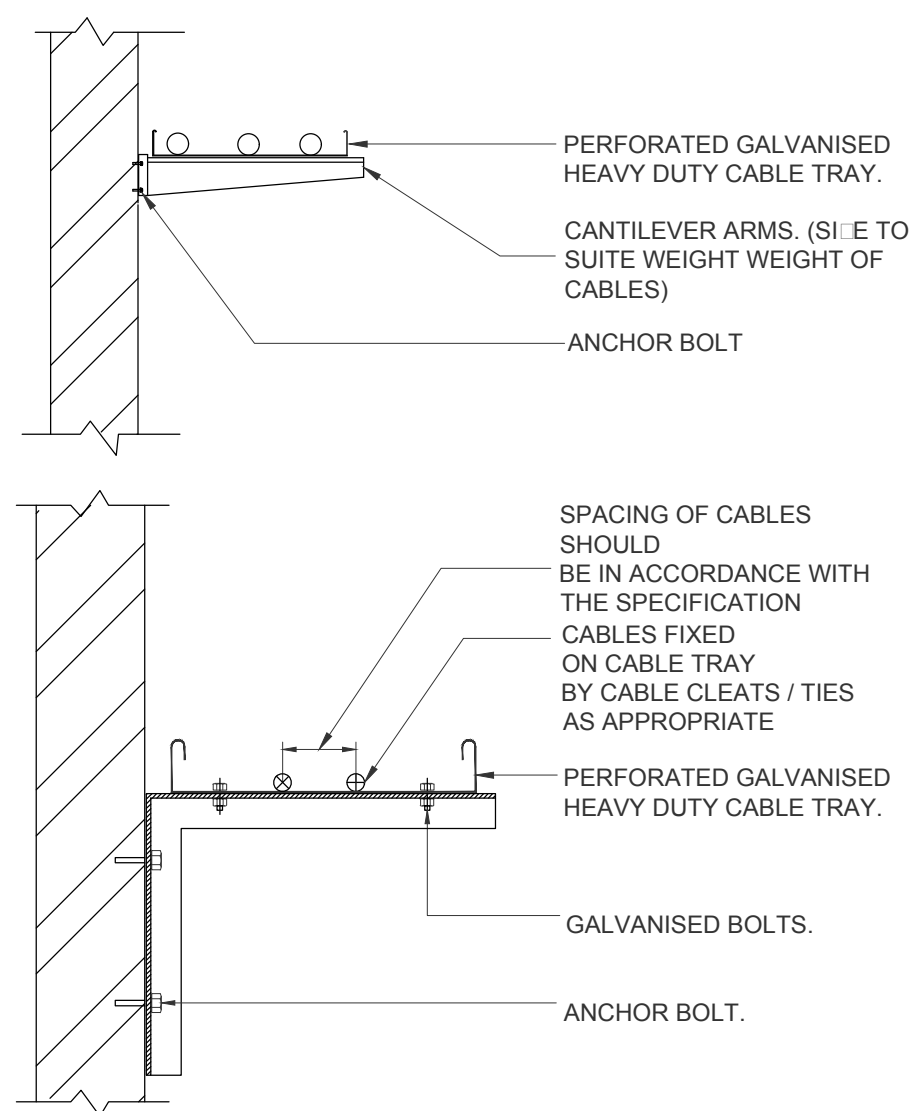
ELECTRICAL
Status: **TENDER**
Building Name: **MODEL SCHOOL CITY CAMPUS**

Drawing Title :
LEGEND OF ELECTRICAL SYMBOLS, ABBREVIATIONS & GENERAL NOTES

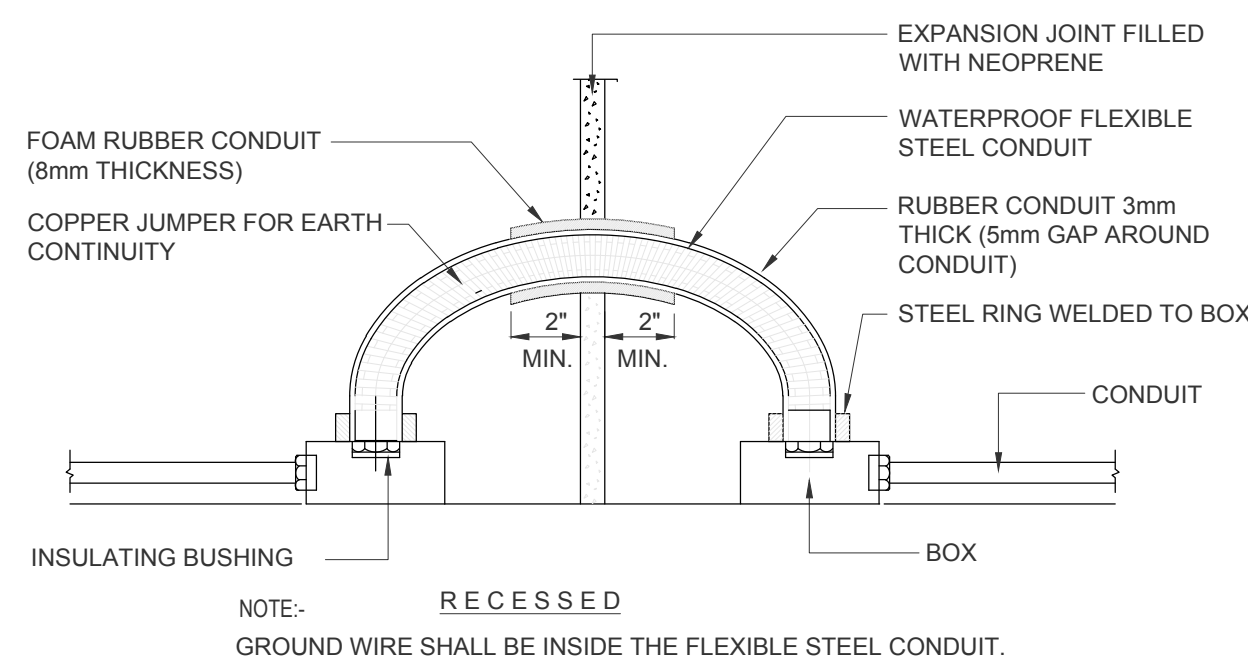
Designed : MF
Checked : MF
Approved : JIS
Date : April 2018
Scale / Sheet : NTS @A1
Project Code : 00986
Rev. : 0
Drawing No. : EA-00986-SMS-E-0002



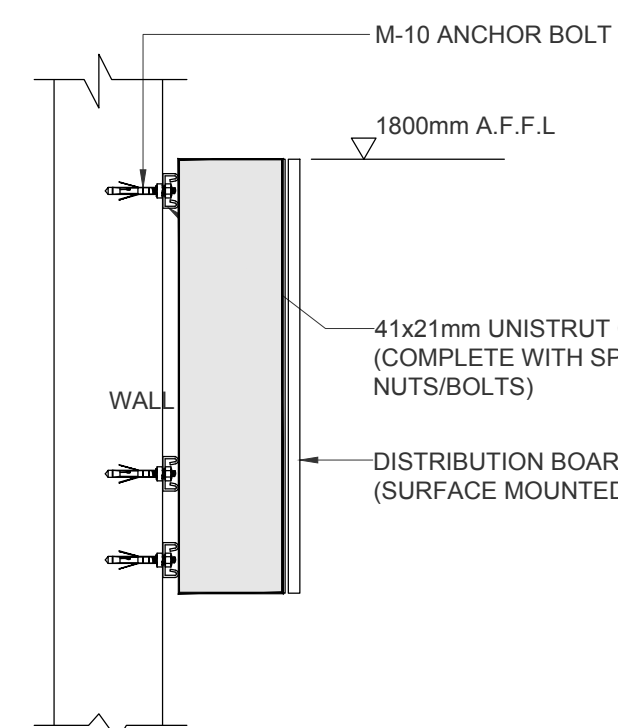
SURFACE MOUNTED TYPE DISTRIBUTION BOARD MOUNTING DETAIL.



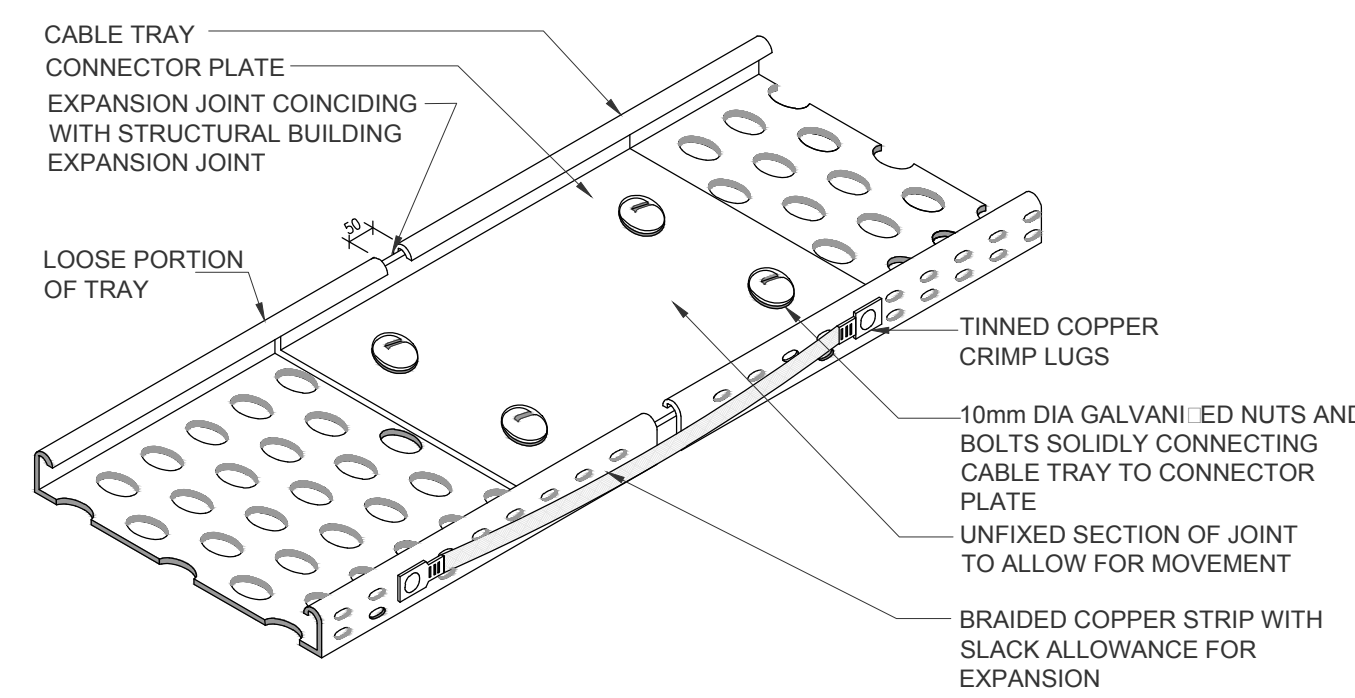
WALL CABLE TRAY DETAIL



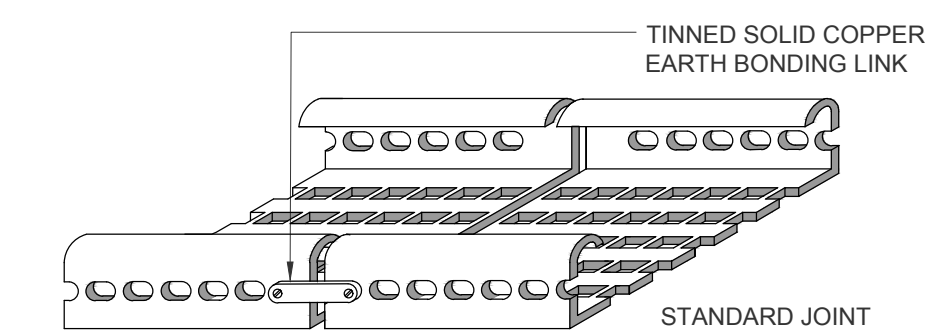
CONDUIT EXPANSION CONNECTION



DISTRIBUTION BOARD FIXING DETAIL



CABLE TRAY CROSSING BUILDING EXPANSION JOINT



CABLE TRAY EXPANSION BONDING

Client :



Consultant :



EA Consulting Pvt Ltd
Head Office: AL-9, 15th Lane, Khayaban-e-Hilal, Phase 7,
Defence Housing Authority, Karachi, 75500 - Pakistan
Phone No. : 111-111-594 Fax No. : 594-1925
Email : info@eaworld.com www.eaworld.com

Project :

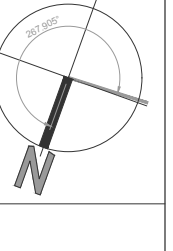
DEVELOPMENT OF SMIU CAMPUS KARACHI

Key Plan :

Note:

- All Dimensions to be confirmed on site with architect.
- Do not scale.
- Only written dimensions to be followed.
- Any discrepancies to be clarified with the architect.
- For structure details refer structure engineer drawings / details

North:



0 25, May 2018 ISSUED FOR TENDER

No.	DATE	DESCRIPTION
REVISIONS		

Date of Issue 25th May 2018

Issued To Client

Issued For Tender

ELECTRICAL

Status: **TENDER**

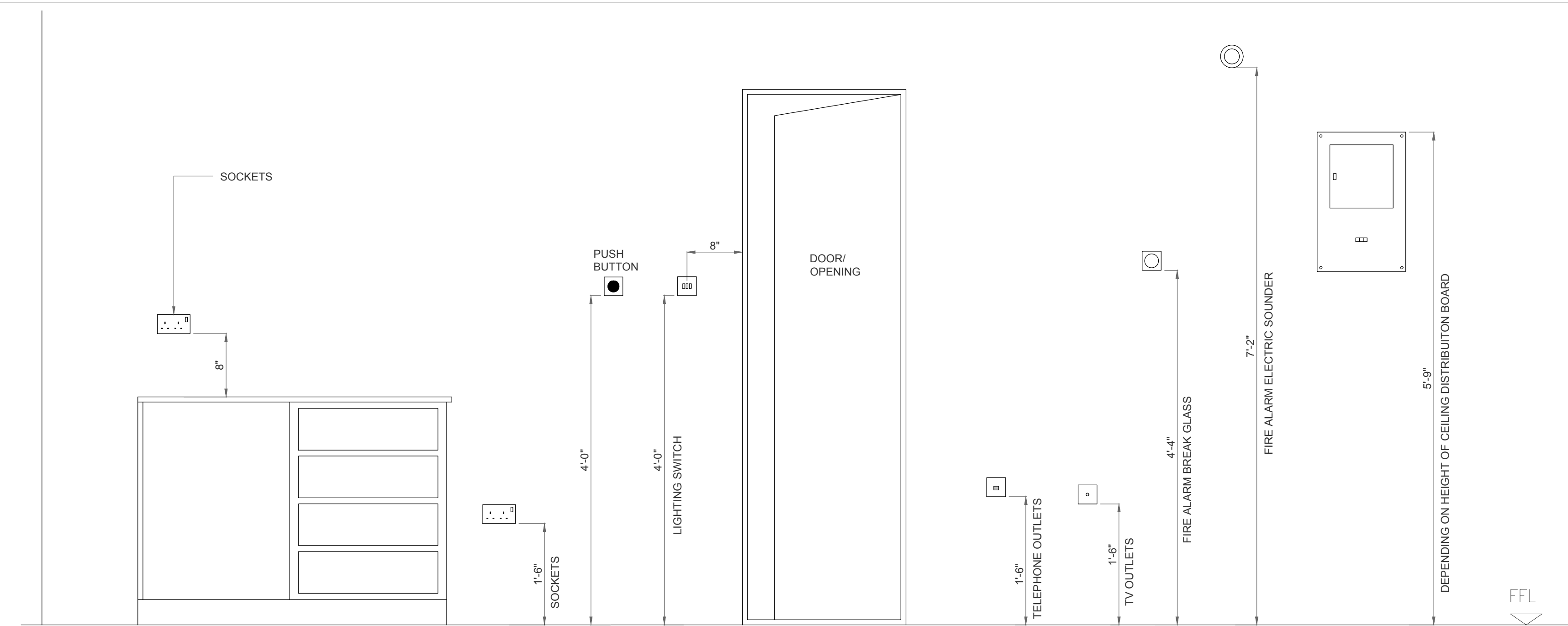
Building Name:
**MODEL SCHOOL
CITY CAMPUS**

Drawing Title:
**ELECTRICAL STANDARD
DETAIL (SHEET 1 OF 2)**

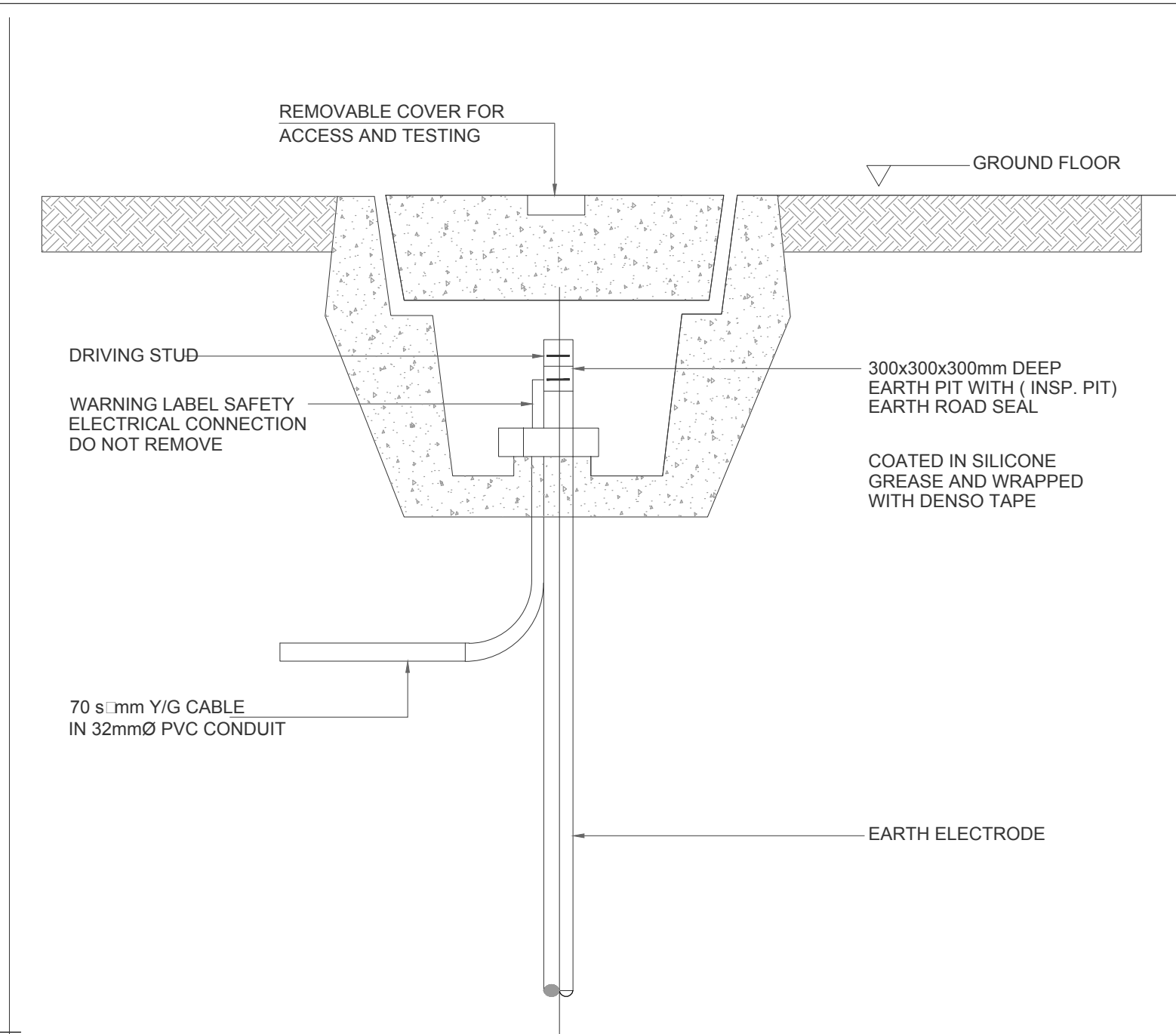
Designed : MF MF JIS
Checked : MF MF JIS
Date : April 2018 Scale / Sheet : NTS @A1

Project Code : 00986 Rev. : 0

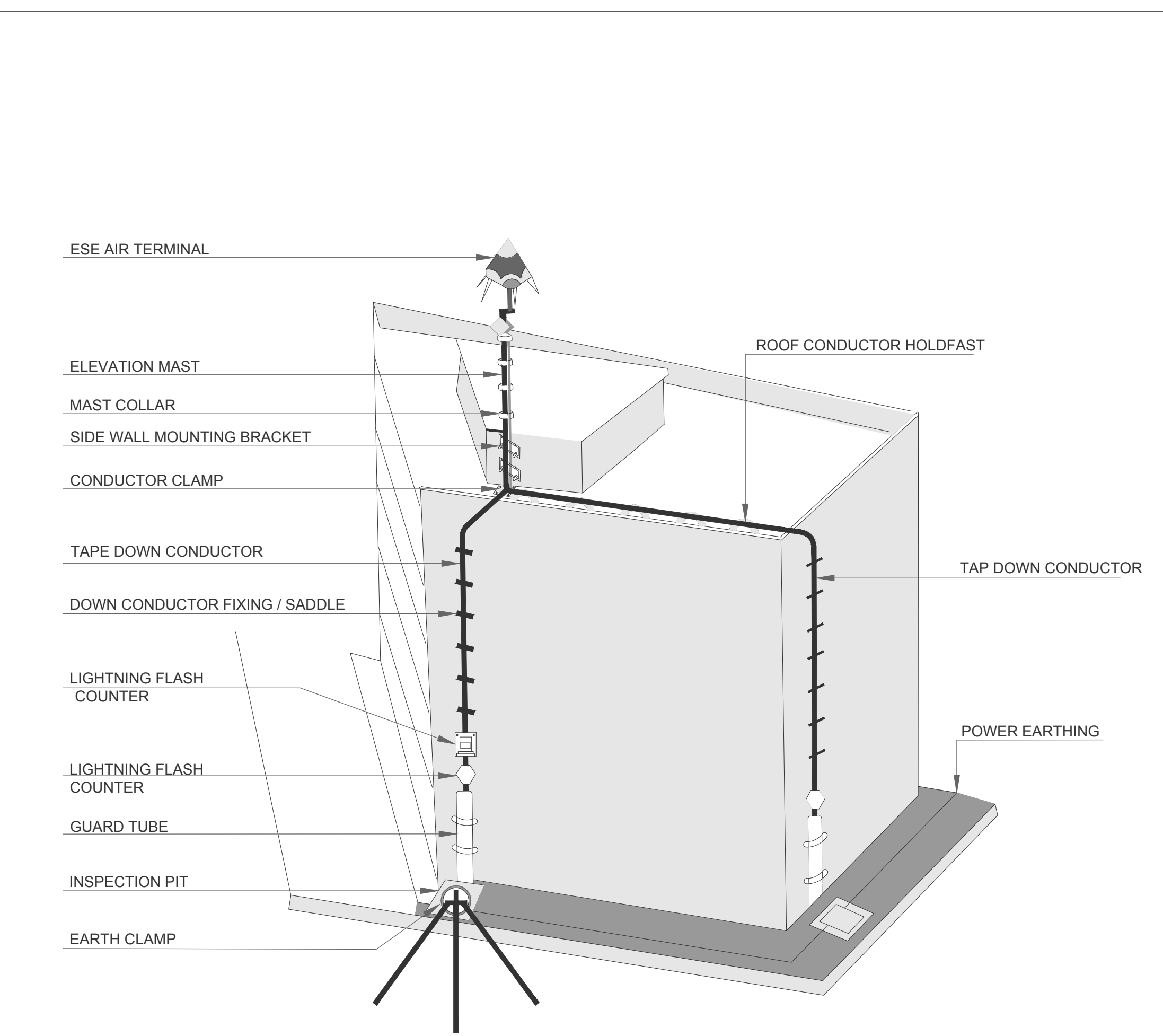
Drawing No. : EA-00986-SMS-E-0003



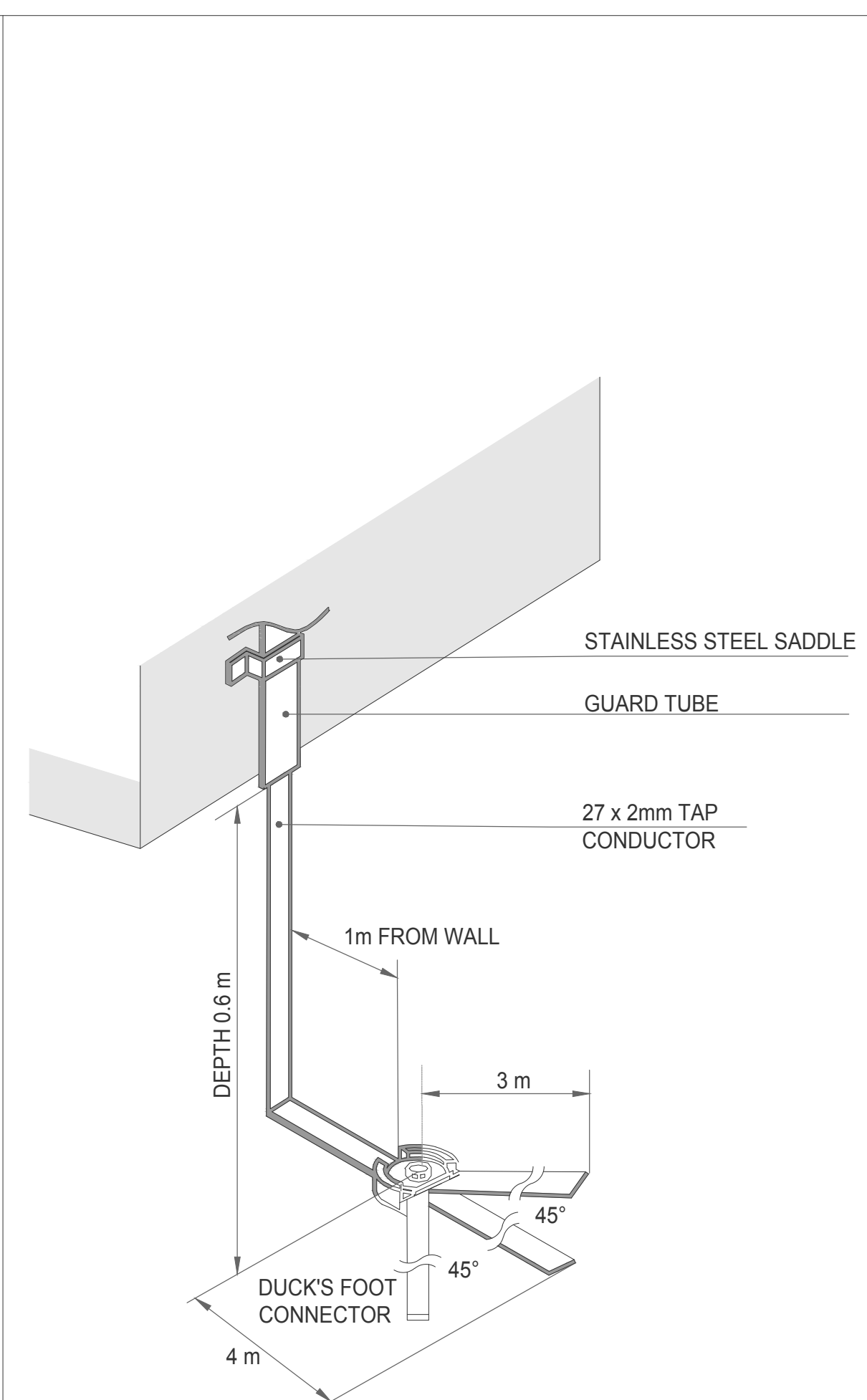
STANDARD MOUNTING HEIGHTS OF ELECTRICAL ACCESSORIES



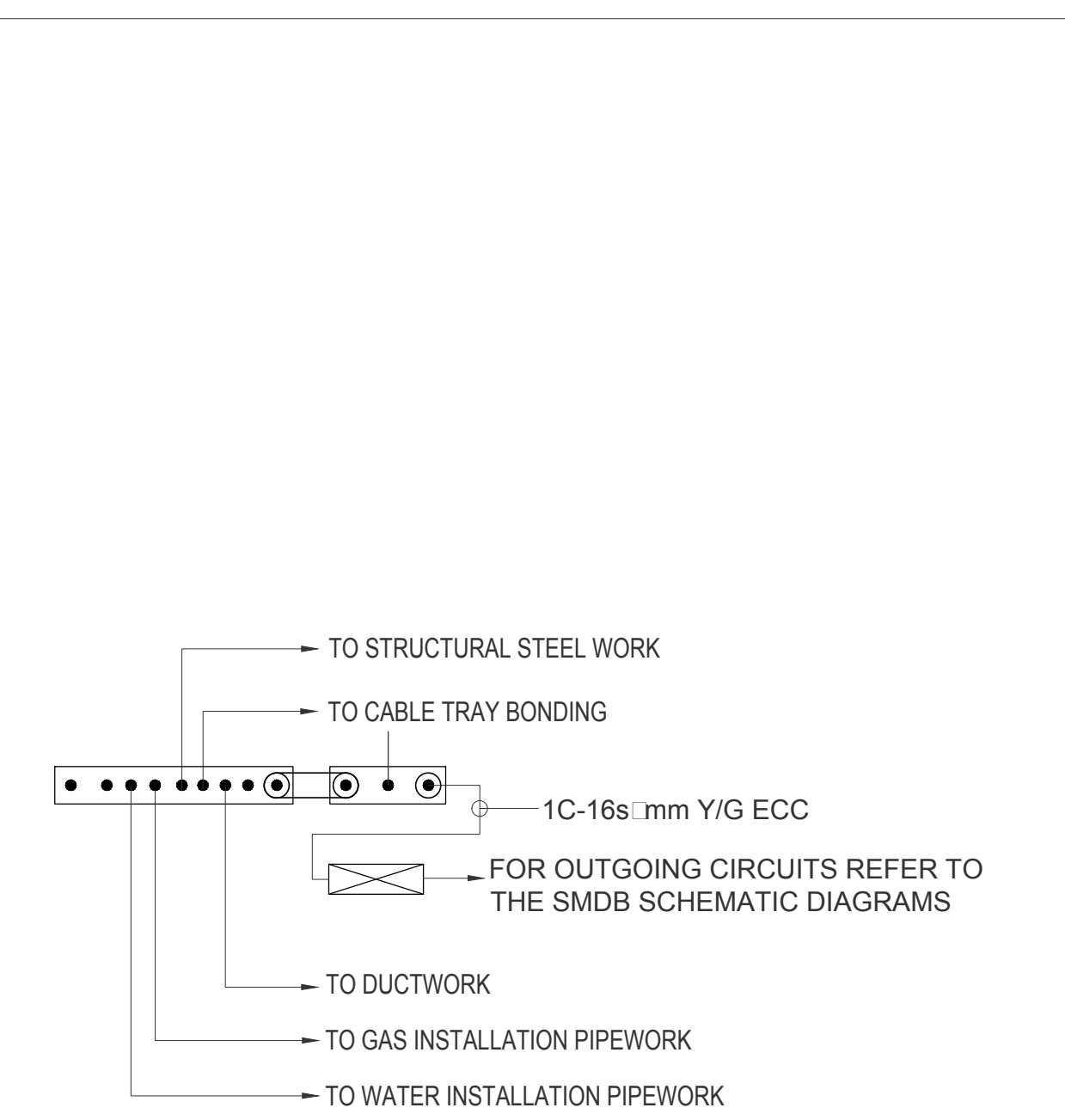
EARTHING PIT



ESE LIGHTNING PROTECTION DETAIL



DETAILS OF EARTH INSPECTION PIT



DETAIL OF TYP. FLOOR ELECTRICAL ROOM EARTH BAR



Client :
 Consultant :
EA Consulting Pvt Ltd
 Head Office: AL-9, 15th Lane, Khayaban-e-Hilal, Phase 7, Defence Housing Authority, Karachi, 75500 - Pakistan
 Phone No. 111-111-5541 Fax No. 584-1825
 Email : info@eaworld.com www.eaworld.com

Project :
DEVELOPMENT OF SMIU CAMPUS KARACHI

Key Plan :

Note:
 • All Dimensions to be confirmed on site with architect.
 • Do not scale.
 • Only written dimensions to be followed.
 • Any discrepancies to be clarified with the architect.
 • For structure details refer, structure engineer drawings / details

No.	DATE	DESCRIPTION
0	25, May 2018	ISSUED FOR TENDER

Date of Issue	Issued To	Issued For
25th May 2018	Client	Tender

ELECTRICAL
 Status: **TENDER**
 Building Name: **MODEL SCHOOL CITY CAMPUS**

Drawing Title :
ELECTRICAL STANDARD DETAIL (SHEET 2 OF 2)

Designed : MF	Checked : MF	Approved : JIS
Drawn : JA	Date : April 2018	Scale / Sheet : NTS @A1
Project Code : 00986	Rev. : 0	

Drawing No. : EA-00986-SMS-E-0004



Client :

Consultant :



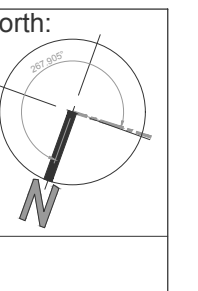
EA Consulting Pvt Ltd
 Head Office: AL-9, 15th Lane, Khayaban-e-Hai, Phase 7,
 Defence Housing Authority, Karachi - 75600 - Pakistan
 Phone No. 111-111-584, Fax No. 584-1825
 Email : info@eaworld.com | www.eaworld.com

Project :

DEVELOPMENT OF SMIU CAMPUS KARACHI

Key Plan :

- Note:
- All Dimensions to be confirmed on site with architect.
 - Do not scale.
 - Only written dimensions to be followed.
 - Any discrepancies to be clarified with the architect.
 - For structure details refer, structure engineer drawings / details



0 25. May 2018 ISSUED FOR TENDER

No.	DATE	DESCRIPTION
REVISIONS		

Date of Issue 25th May 2018
 Issued To Client
 Issued For Tender

ELECTRICAL

Status:

TENDER

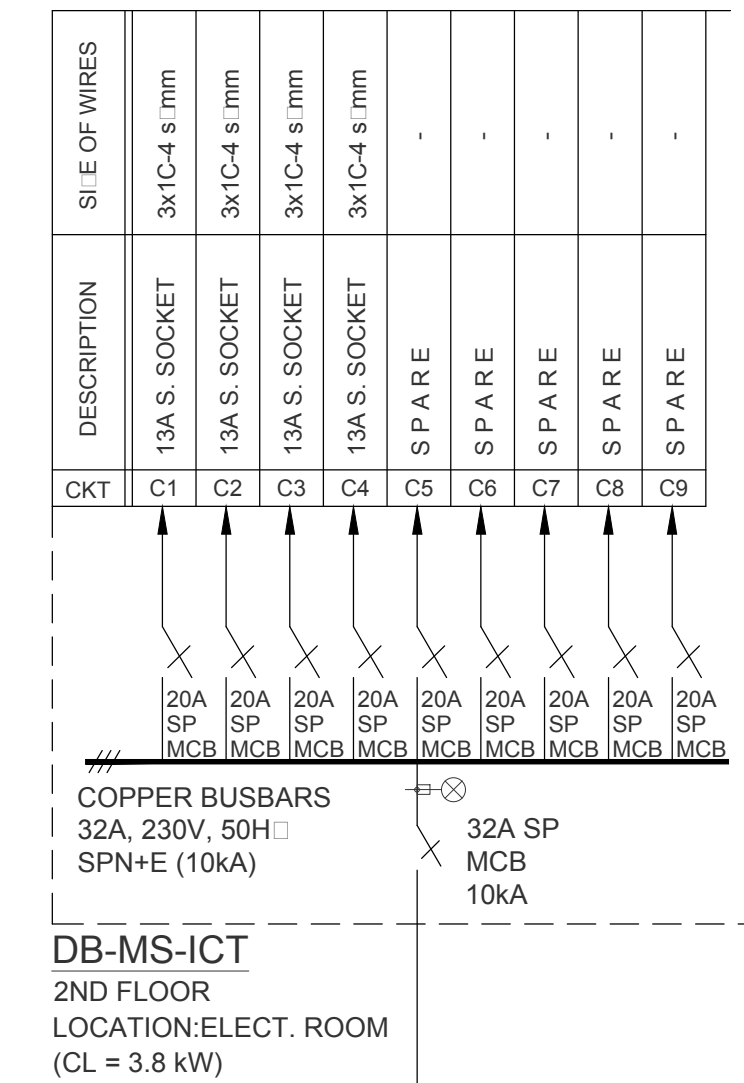
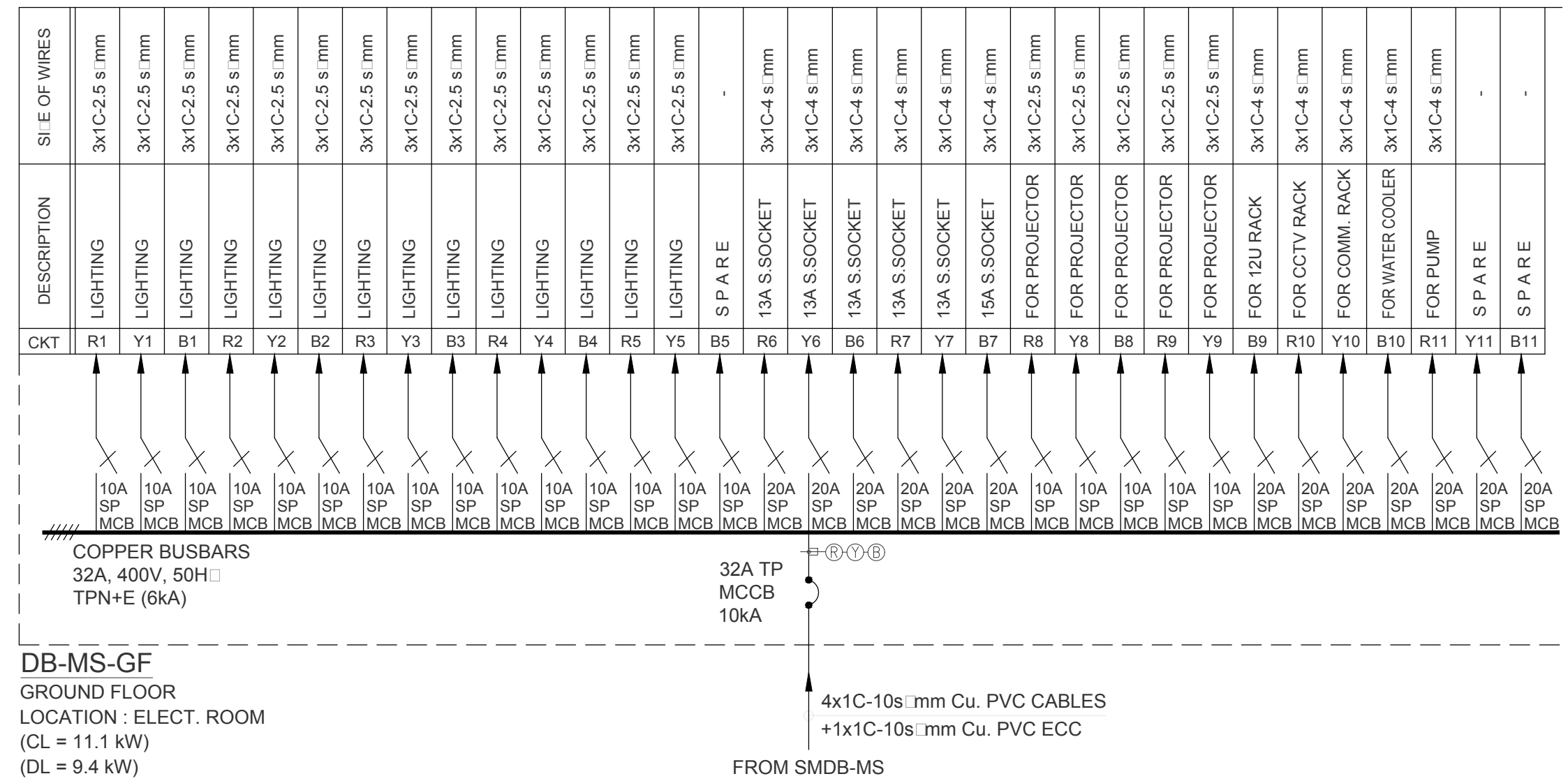
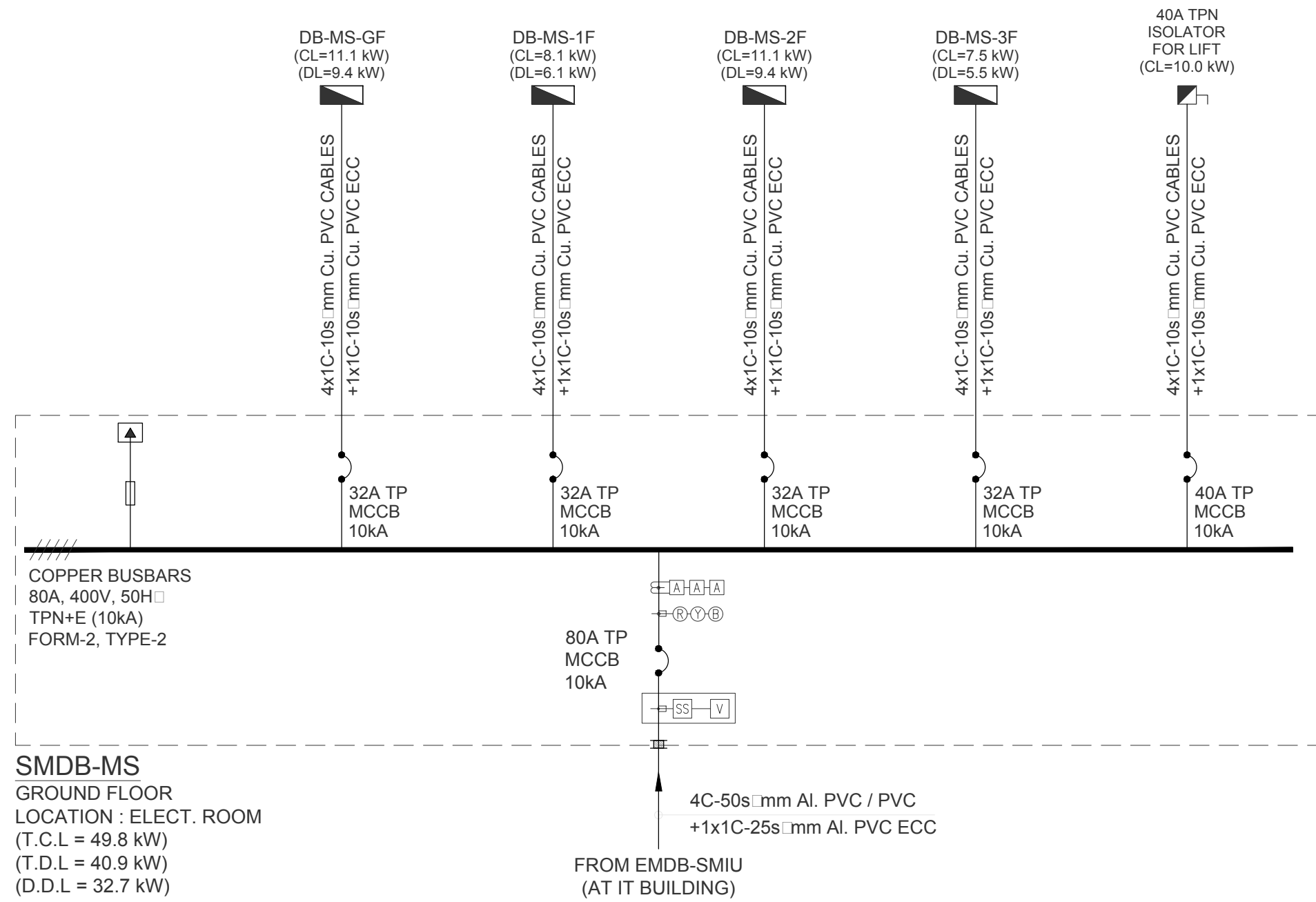
Building Name:

MODEL SCHOOL CITY CAMPUS

Drawing Title :

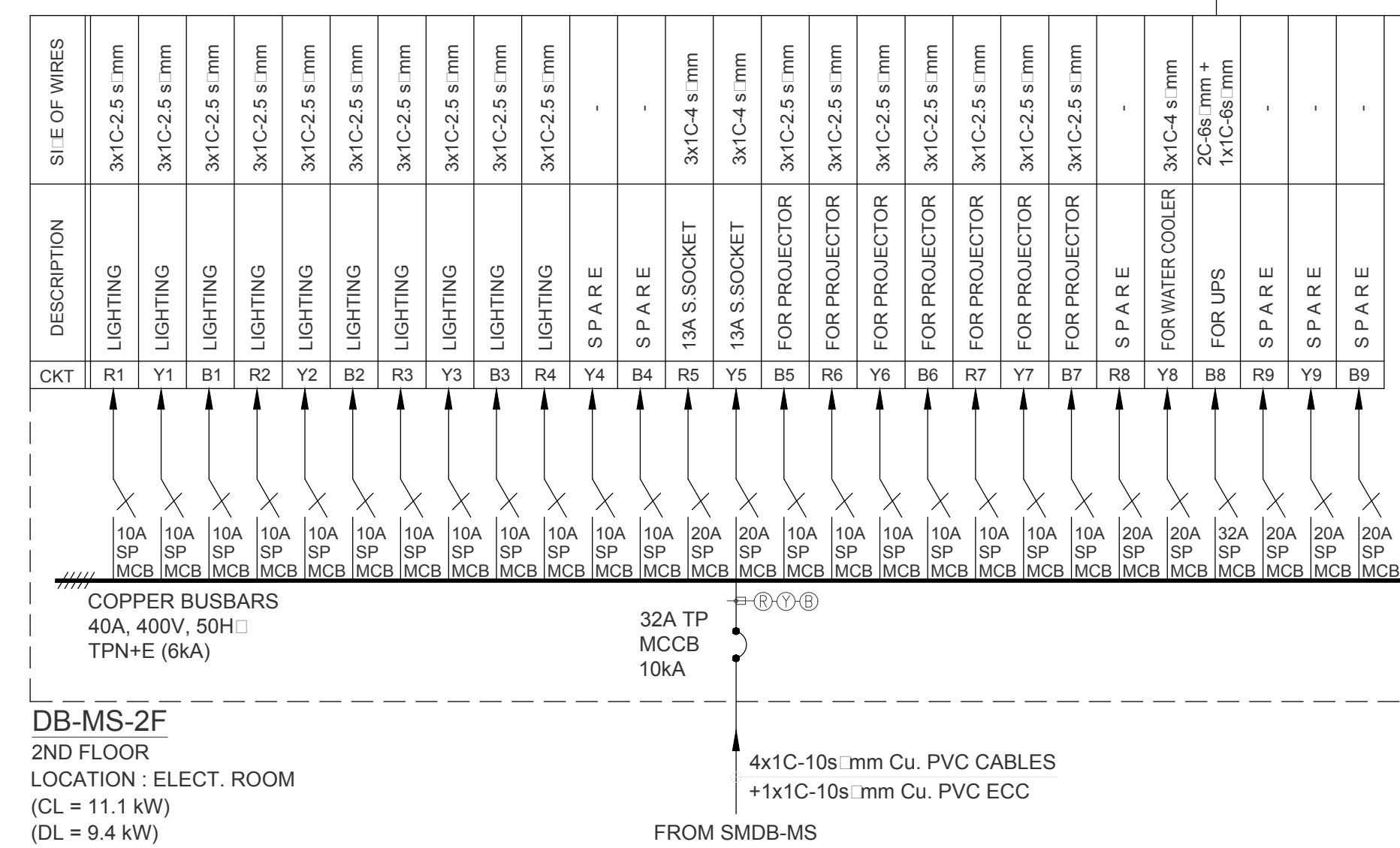
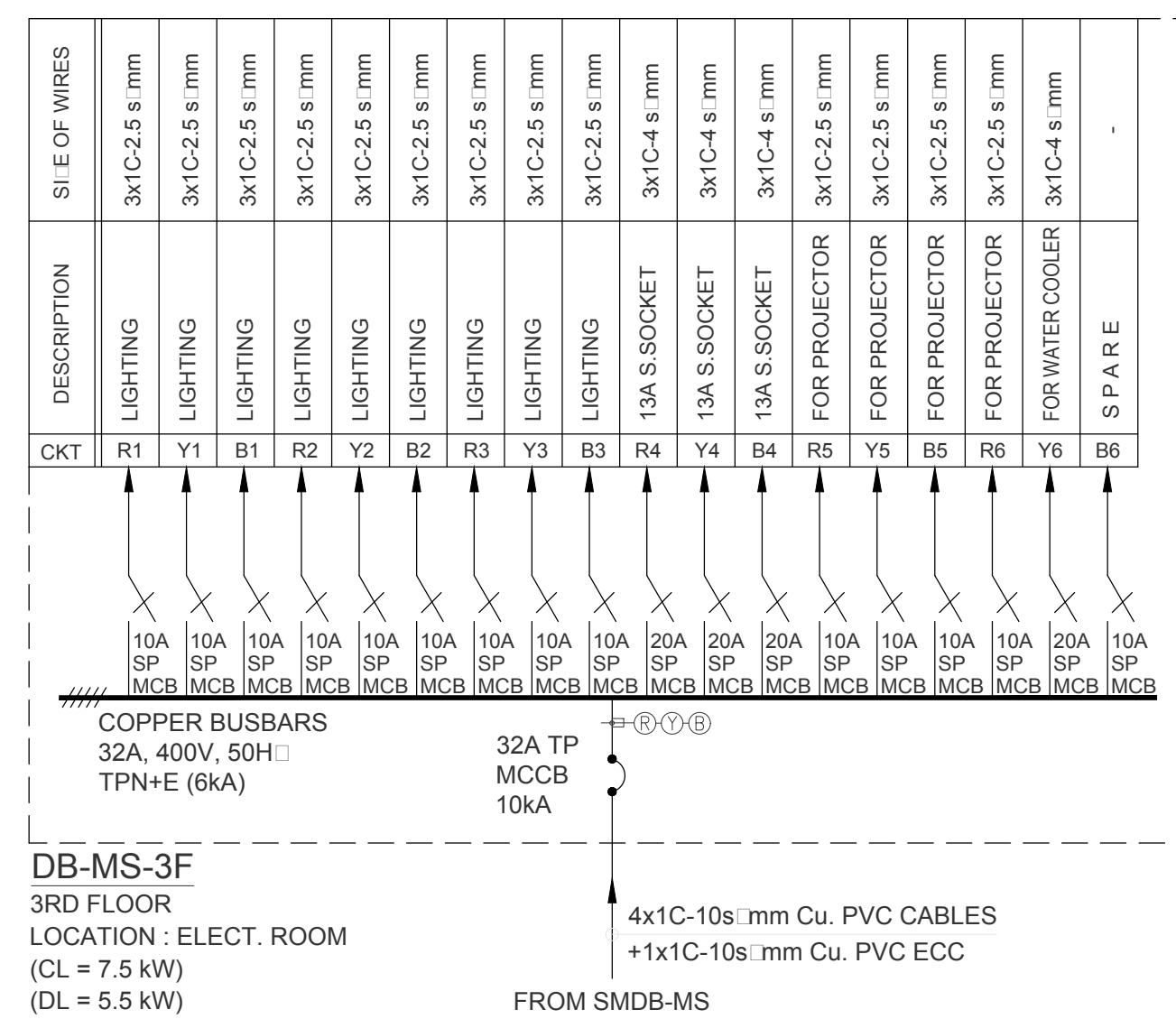
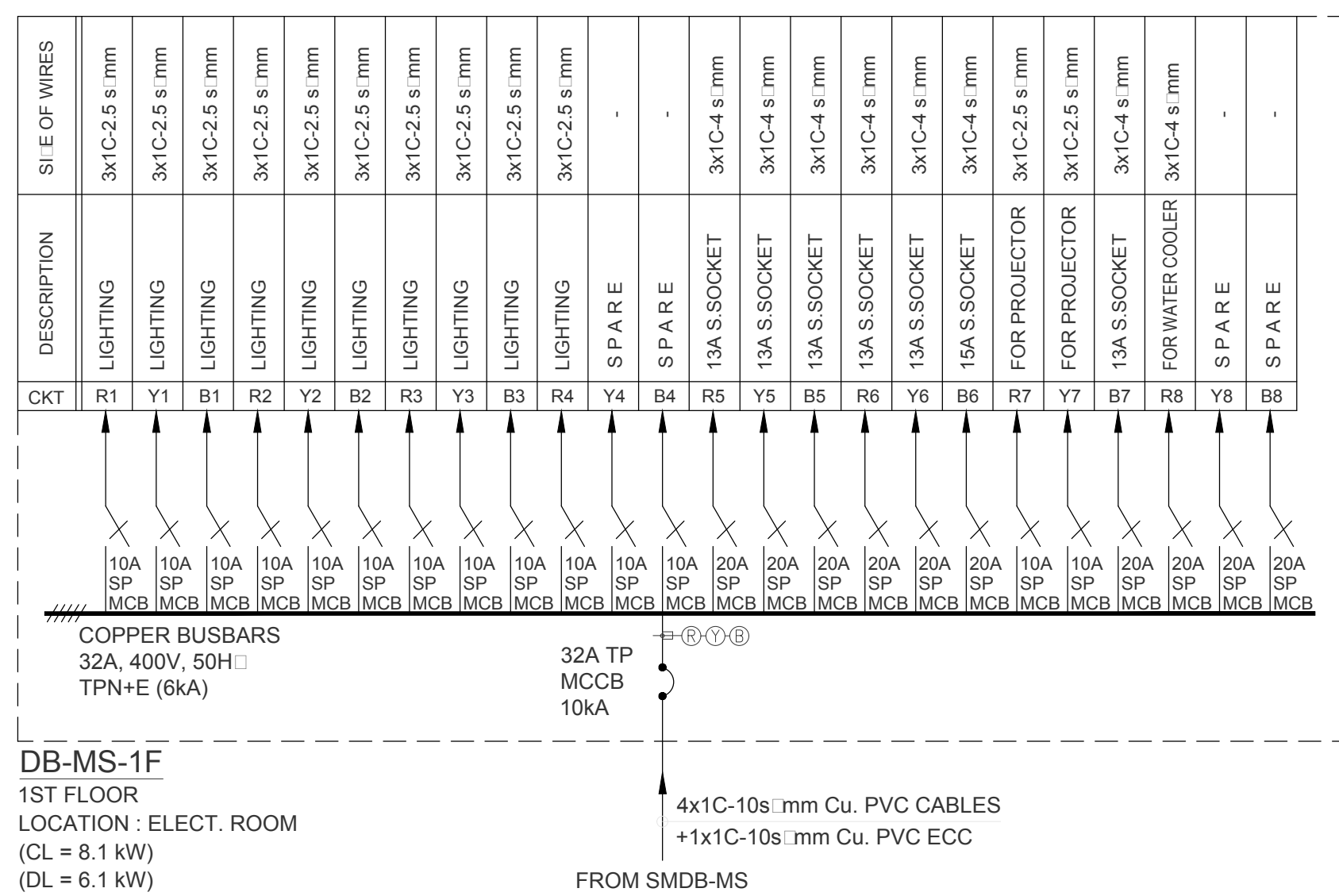
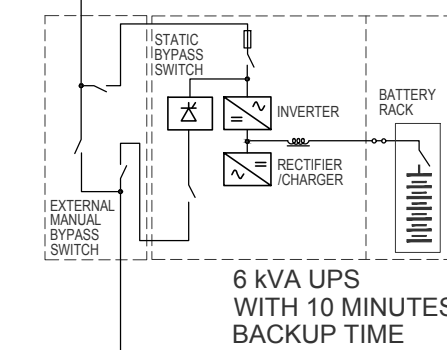
ELECTRICAL DISTRIBUTION SCHEMATIC DIAGRAM

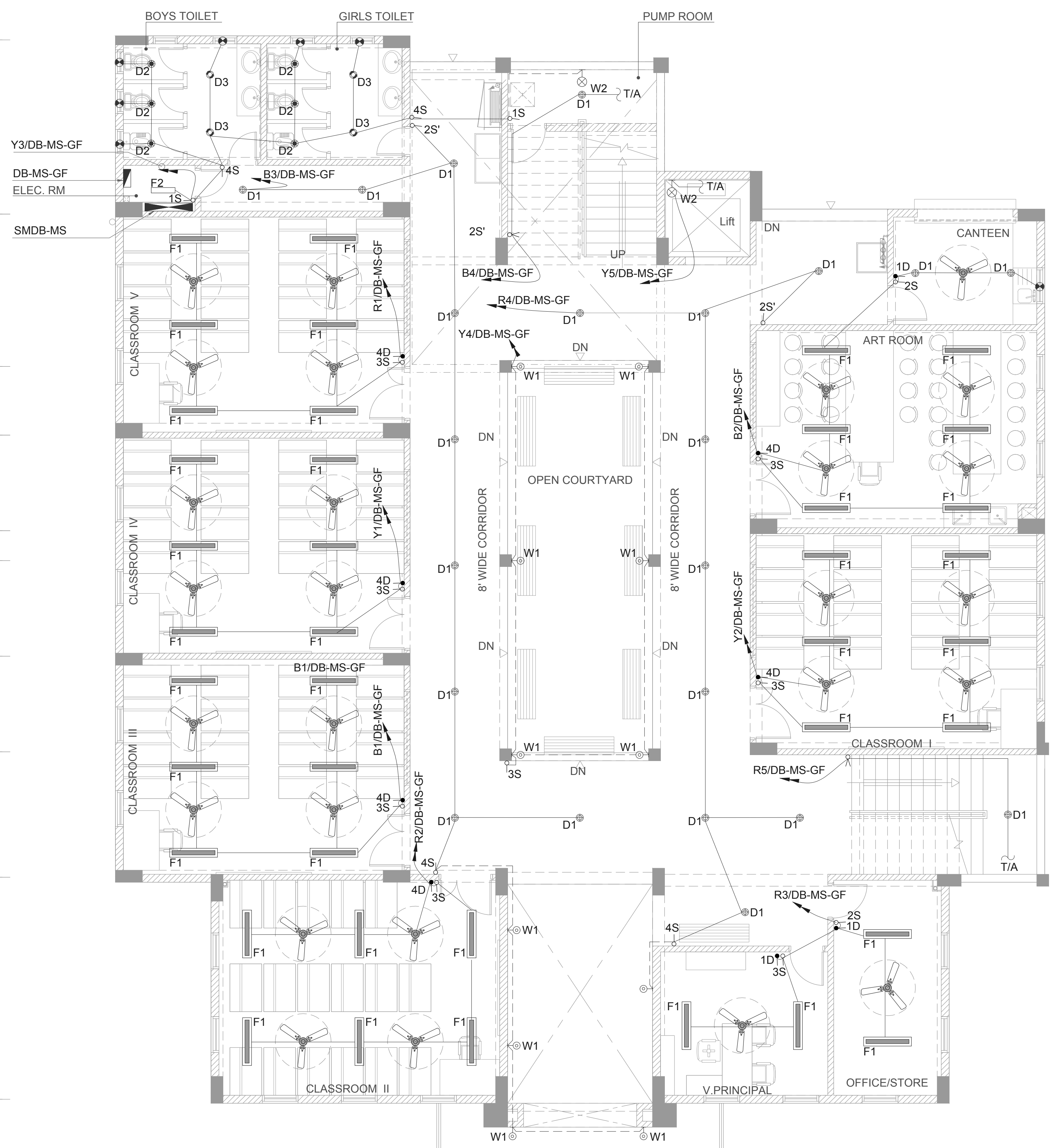
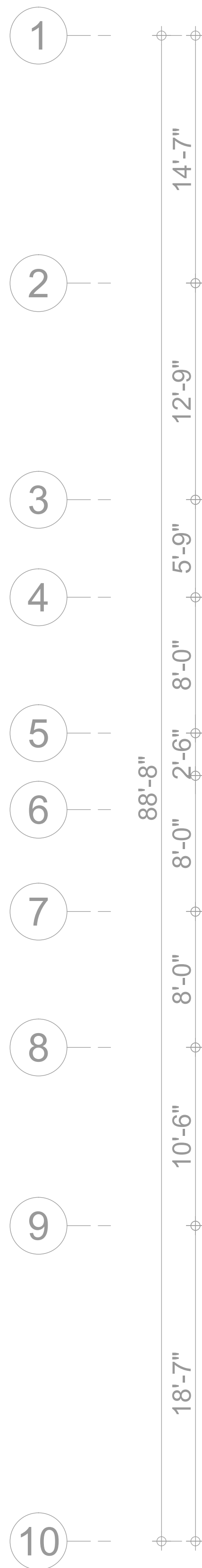
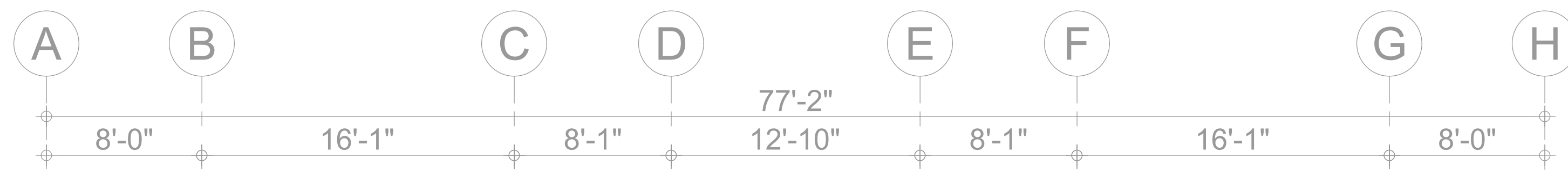
Designed : MF Checked : MF Approved : JIS
 Drawn : Date : Scale / Sheet :
 Project Code : April 2018 Rev. : NTS @A1
 00986 0
 Drawing No. : EA-00986-SMS-E-0005



2C-6s mm Cu. PVC FLEXIBLE CABLE + 1x1C-6s mm Cu. PVC ECC

2C-6s mm Cu. PVC FLEXIBLE CABLE + 1x1C-6s mm Cu. PVC ECC





LEGEND FOR LIGHTING					
S.No	SYMBOL	DESCRIPTION	LAMP	MINIMUM LUMINOUS FLUX	MOUNTING
1	⊙D1	DOWNLIGHT FIXTURE (IP-20)	20W LED	1600 Lm	CEILING SURFACE
2	⊙D2	DOWNLIGHT FIXTURE (IP-44)	7W LED	650 Lm	CEILING RECESSED
3	⊙D3	DOWNLIGHT FIXTURE (IP-44)	10W LED	1000 Lm	CEILING RECESSED
4	▬F1	4' LONG BATTEN LIGHT FIXTURE (IP-20)	40W LED	3700 Lm	CEILING SURFACE
5	▬F2	2' LONG BATTEN LIGHT FIXTURE (IP-20)	20W LED	1900 Lm	CEILING SURFACE
6	⊙W1	WALL LIGHT FIXTURE (IP-54)	2x5W LED		WALL
7	⊙W2	BULKHEAD LIGHT FIXTURE (IP-54)	10W LED	800 Lm	WALL
8	⊙	CEILING FAN 56"	-		CEILING SURFACE
9	⊙	WALL BRACKET FAN 12"			WALL
10	⊙	EXHAUST FAN 6" / 8"			WALL
11	⊙NS	LIGHTING CONTROL SWITCH (N GANG)			WALL
12	⊙ND	FAN DIMMER (N GANG)			WALL
13	⊙	TWO WAY LIGHTING CONTROL SWITCH			WALL

NOTES:- 1. ALL FINISHES OF LIGHT FIXTURES AND COLOUR TEMPERATURE OF LAMPS SHALL BE SUBJECT TO ARCHITECT'S APPROVAL .

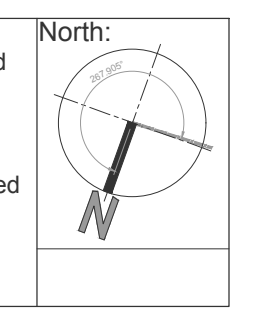


Client :
 Consultant :
EA Consulting Pvt Ltd
 Head Office: AL-9, 15th Lane, Khayaban-e-Hilal, Phase 7, Defence Housing Authority, Karachi, 75500 - Pakistan
 Phone No. : 111-111-5541 Fax No. : 584-1825
 Email : info@eaworld.com www.eaworld.com

Project :
DEVELOPMENT OF SMIU CAMPUS KARACHI

Key Plan :

Note:
 • All Dimensions to be confirmed on site with architect.
 • Do not scale.
 • Only written dimensions to be followed.
 • Any discrepancies to be clarified with the architect.
 • For structure details refer, structure engineer drawings / details



No.	DATE	DESCRIPTION
0	25, May 2018	ISSUED FOR TENDER

Date of Issue: 25th May 2018
 Issued To: Client
 Issued For: Tender

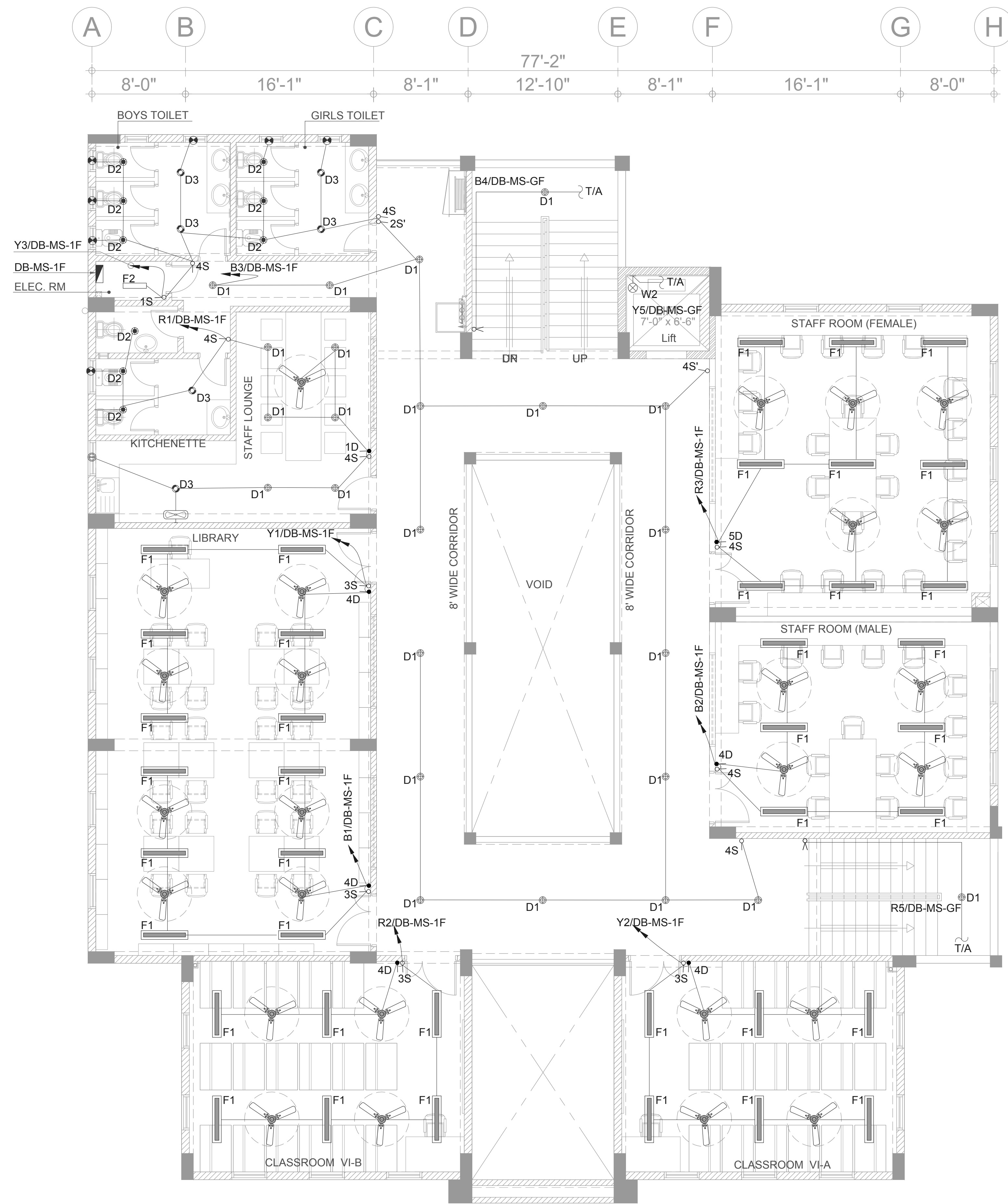
ELECTRICAL

Status: **TENDER**

Building Name:
MODEL SCHOOL CITY CAMPUS

Drawing Title:
GROUND FLOOR PLAN LIGHTING LAYOUT

Designed : MF	Checked : MF	Approved : JIS
Drawn : MA	Date : April 2018	Scale / Sheet : 3/32"=1'-0" @ A3
Project Code : 00986	Rev. : 0	
Drawing No. : EA-00986-SMS-EL-0100		



LEGEND FOR LIGHTING					
S.No.	SYMBOL	DESCRIPTION	LAMP	MINIMUM LUMINOUS FLUX	MOUNTING
1	D1	DOWNLIGHT FIXTURE (IP-20)	20W LED	1600 Lm	CEILING SURFACE
2	D2	DOWNLIGHT FIXTURE (IP-44)	7W LED	650 Lm	CEILING RECESSED
3	D3	DOWNLIGHT FIXTURE (IP-44)	10W LED	1000 Lm	CEILING RECESSED
4	F1	4' LONG BATTEN LIGHT FIXTURE (IP-20)	40W LED	3700 Lm	CEILING SURFACE
5	F2	2' LONG BATTEN LIGHT FIXTURE (IP-20)	20W LED	1900 Lm	CEILING SURFACE
6	W1	WALL LIGHT FIXTURE (IP-54)	2x5W LED		WALL
7	W2	BULKHEAD LIGHT FIXTURE (IP-54)	10W LED	800 Lm	WALL
8		CEILING FAN 56"			CEILING SURFACE
9		WALL BRACKET FAN 12"			WALL
10		EXHAUST FAN 6" / 8"			WALL
11	NS	LIGHTING CONTROL SWITCH (N GANG)			WALL
12	ND	FAN DIMMER (N GANG)			WALL
13		TWO WAY LIGHTING CONTROL SWITCH			WALL

NOTES:- 1. ALL FINISHES OF LIGHT FIXTURES AND COLOUR TEMPERATURE OF LAMPS SHALL BE SUBJECT TO ARCHITECTS APPROVAL .

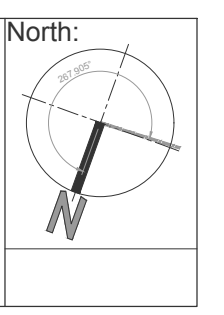


Client :
 Consultant :
EA Consulting Pvt Ltd
 Head Office: AL-9, 15th Lane, Khayaban-e-Hilal, Phase 7, Defence Housing Authority, Karachi, 75500 - Pakistan
 Phone No. : 111-111-5541 Fax No. : 584-1825
 Email : info@eaworld.com www.eaworld.com

Project :
DEVELOPMENT OF SMIU CAMPUS KARACHI

Key Plan :

Note:
 • All Dimensions to be confirmed on site with architect.
 • Do not scale.
 • Only written dimensions to be followed.
 • Any discrepancies to be clarified with the architect.
 • For structure details refer, structure engineer drawings / details

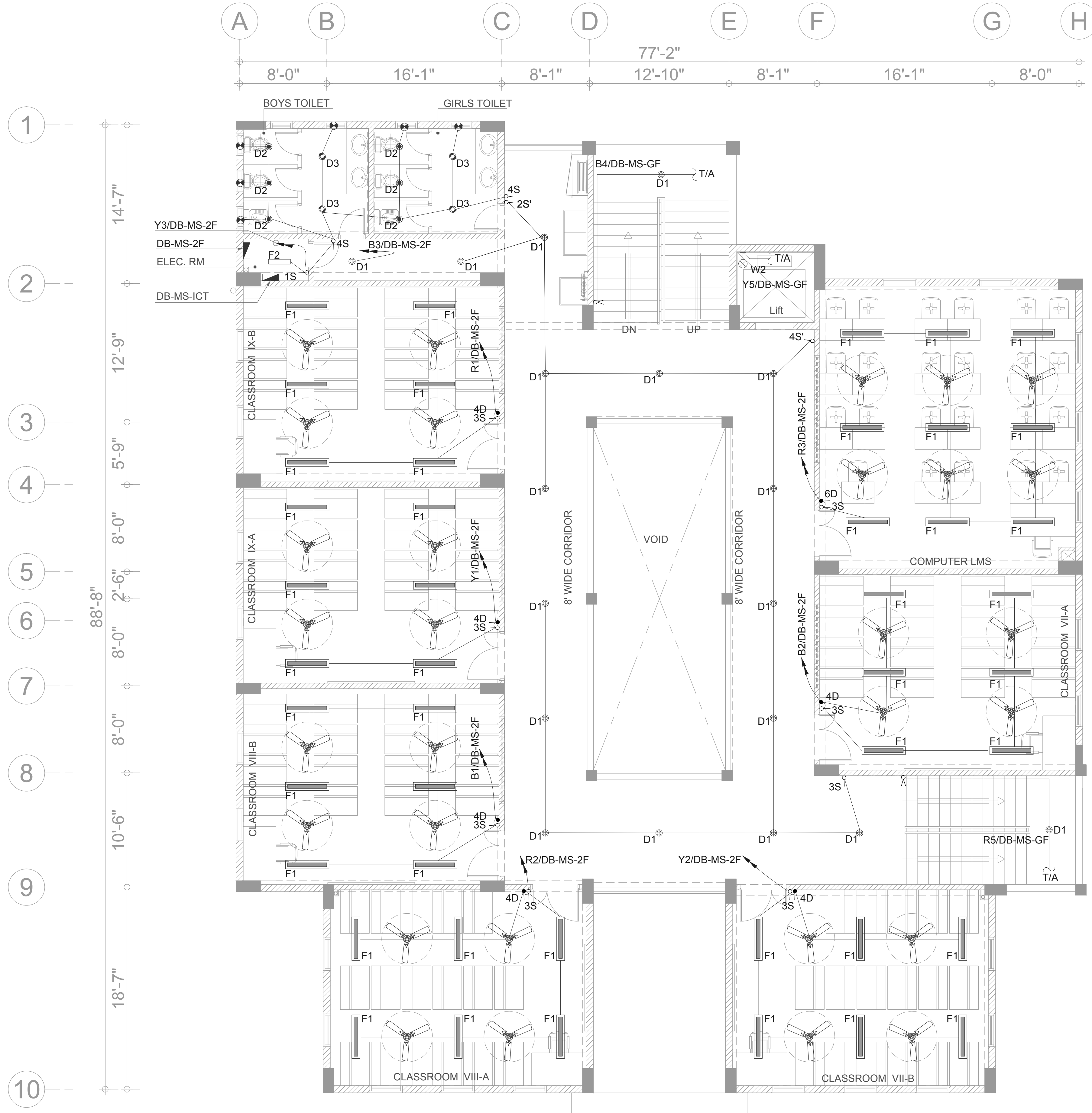


No.	DATE	DESCRIPTION
0	25, May 2018	ISSUED FOR TENDER

Date of Issue : 25th May 2018
 Issued To : Client
 Issued For : Tender

ELECTRICAL
 Status: **TENDER**
 Building Name: **MODEL SCHOOL CITY CAMPUS**

Drawing Title :
FIRST FLOOR PLAN LIGHTING LAYOUT
 Designed : MF
 Checked : MF
 Approved : JIS
 Drawn : MA
 Date : April 2018
 Scale / Sheet : 3/32"=1'-0" @ A3
 Project Code : 00986
 Rev. : 0
 Drawing No. : EA-00986-SMS-EL-0200



LEGEND FOR LIGHTING					
S.No.	SYMBOL	DESCRIPTION	LAMP	MINIMUM LUMINOUS FLUX	MOUNTING
1	D1	DOWNLIGHT FIXTURE (IP-20)	20W LED	1600 Lm	CEILING SURFACE
2	D2	DOWNLIGHT FIXTURE (IP-44)	7W LED	650 Lm	CEILING RECESSED
3	D3	DOWNLIGHT FIXTURE (IP-44)	10W LED	1000 Lm	CEILING RECESSED
4	F1	4' LONG BATTEN LIGHT FIXTURE (IP-20)	40W LED	3700 Lm	CEILING SURFACE
5	F2	2' LONG BATTEN LIGHT FIXTURE (IP-20)	20W LED	1900 Lm	CEILING SURFACE
6	W1	WALL LIGHT FIXTURE (IP-54)	2x5W LED		WALL
7	W2	BULKHEAD LIGHT FIXTURE (IP-54)	10W LED	800 Lm	WALL
8		CEILING FAN 56"			CEILING SURFACE
9		WALL BRACKET FAN 12"			WALL
10		EXHAUST FAN 6" / 8"			WALL
11	NS	LIGHTING CONTROL SWITCH (N GANG)			WALL
12	ND	FAN DIMMER (N GANG)			WALL
13		TWO WAY LIGHTING CONTROL SWITCH			WALL

NOTES:- 1. ALL FINISHES OF LIGHT FIXTURES AND COLOUR TEMPERATURE OF LAMPS SHALL BE SUBJECT TO ARCHITECTS APPROVAL.

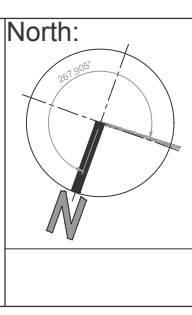


Client :
 Consultant :
EA Consulting Pvt Ltd
 Head Office: AL-9, 15th Lane, Khayaban-e-Hilal, Phase 7, Defence Housing Authority, Karachi, 75500 - Pakistan
 Phone No. : 111-111-5541 Fax No. : 584-1825
 Email : info@eaworld.com www.eaworld.com

Project :
DEVELOPMENT OF SMIU CAMPUS KARACHI

Key Plan :

Note:
 • All Dimensions to be confirmed on site with architect.
 • Do not scale.
 • Only written dimensions to be followed.
 • Any discrepancies to be clarified with the architect.
 • For structure details refer structure engineer drawings / details



No.	DATE	DESCRIPTION
0	25, May 2018	ISSUED FOR TENDER

Date of Issue: 25th May 2018
 Issued To: Client
 Issued For: Tender

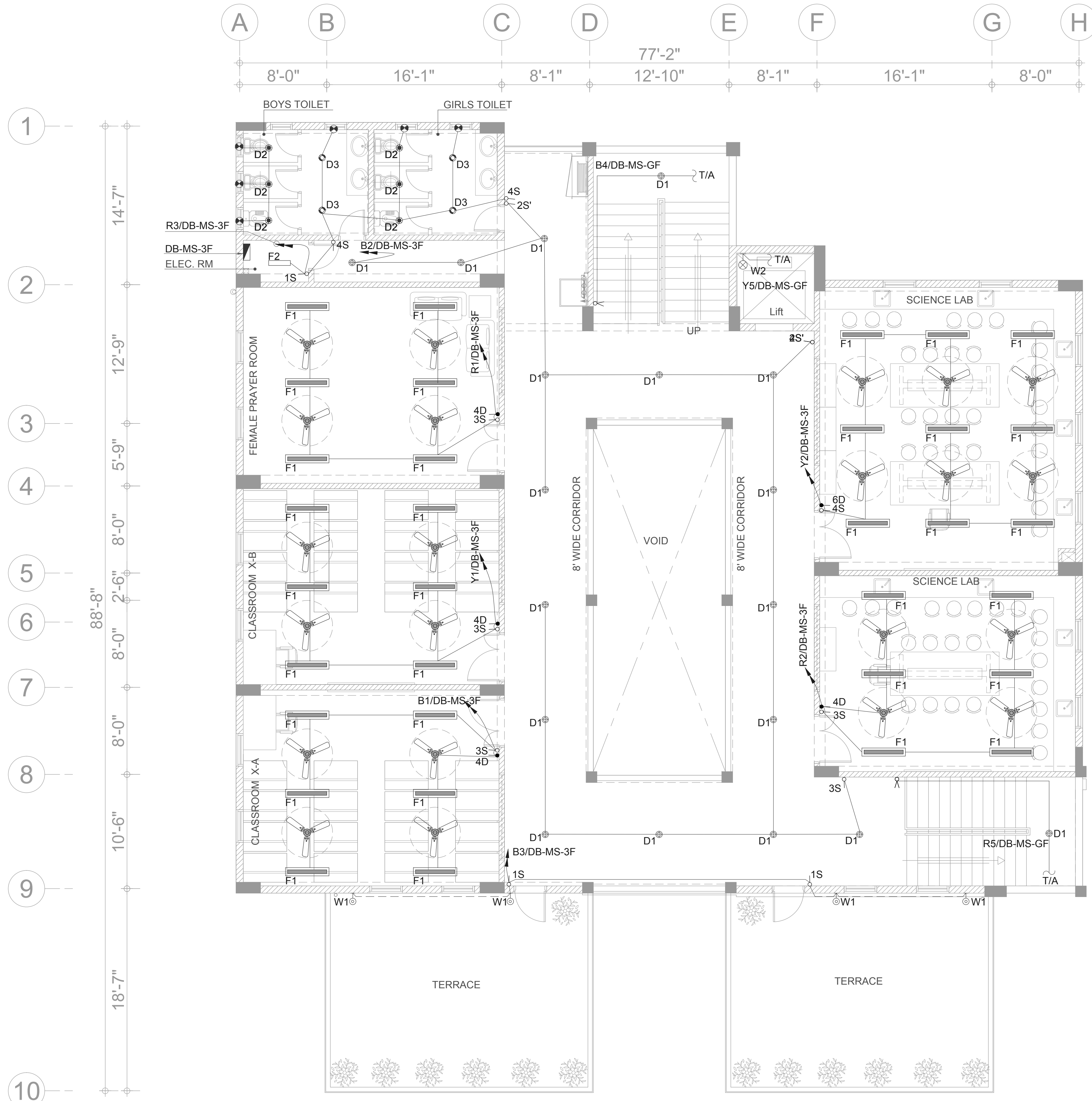
ELECTRICAL

Status: **TENDER**

Building Name:
MODEL SCHOOL CITY CAMPUS

Drawing Title:
SECOND FLOOR PLAN LIGHTING LAYOUT

Designed : MF
 Checked : MF
 Approved : JIS
 Drawn : MA
 Date : April 2018
 Scale / Sheet : 3/32"=1'-0" @ A3
 Project Code : 00986
 Rev. : 0
 Drawing No. : EA-00986-SMS-EL-0300



LEGEND FOR LIGHTING					
S.No.	SYMBOL	DESCRIPTION	LAMP	MINIMUM LUMINOUS FLUX	MOUNTING
1	D1	DOWNLIGHT FIXTURE (IP-20)	20W LED	1600 Lm	CEILING SURFACE
2	D2	DOWNLIGHT FIXTURE (IP-44)	7W LED	650 Lm	CEILING RECESSED
3	D3	DOWNLIGHT FIXTURE (IP-44)	10W LED	1000 Lm	CEILING RECESSED
4	F1	4' LONG BATTEN LIGHT FIXTURE (IP-20)	40W LED	3700 Lm	CEILING SURFACE
5	F2	2' LONG BATTEN LIGHT FIXTURE (IP-20)	20W LED	1900 Lm	CEILING SURFACE
6	W1	WALL LIGHT FIXTURE (IP-54)	2x5W LED		WALL
7	W2	BULKHEAD LIGHT FIXTURE (IP-54)	10W LED	800 Lm	WALL
8		CEILING FAN 56"			CEILING SURFACE
9		WALL BRACKET FAN 12"			WALL
10		EXHAUST FAN 6" / 8"			WALL
11	NS	LIGHTING CONTROL SWITCH (N GANG)			WALL
12	ND	FAN DIMMER (N GANG)			WALL
13		TWO WAY LIGHTING CONTROL SWITCH			WALL

NOTES:- 1. ALL FINISHES OF LIGHT FIXTURES AND COLOUR TEMPERATURE OF LAMPS SHALL BE SUBJECT TO ARCHITECTS APPROVAL.

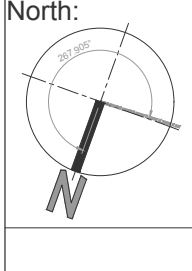


Client :
 Consultant :
EA Consulting Pvt Ltd
 Head Office: AL-9, 15th Lane, Khayaban-e-Hilal, Phase 7, Defence Housing Authority, Karachi, 75500 - Pakistan
 Phone No. : 111-111-5541 Fax No. : 584-1825
 Email : info@eaworld.com www.eaworld.com

Project :
DEVELOPMENT OF SMIU CAMPUS KARACHI

Key Plan :

Note:
 • All Dimensions to be confirmed on site with architect.
 • Do not scale.
 • Only written dimensions to be followed.
 • Any discrepancies to be clarified with the architect.
 • For structure details refer, structure engineer drawings / details




No.	DATE	DESCRIPTION
0	25, May 2018	ISSUED FOR TENDER

Date of Issue: 25th May 2018
 Issued To: Client
 Issued For: Tender

ELECTRICAL
 Status: **TENDER**
 Building Name: **MODEL SCHOOL CITY CAMPUS**


Drawing Title:
THIRD FLOOR PLAN LIGHTING LAYOUT

Designed : MF
 Checked : MF
 Approved : JIS
 Date : April 2018
 Scale / Sheet : 3/32"=1'-0" @ A3
 Project Code : 00986
 Rev. : 0
 Drawing No. : EA-00986-SMS-EL-0400



LEGEND FOR LIGHTING					
S.No.	SYMBOL	DESCRIPTION	LAMP	MINIMUM LUMINOUS FLUX	MOUNTING
1	D1	DOWNLIGHT FIXTURE (IP-20)	20W LED	1600 Lm	CEILING SURFACE
2	D2	DOWNLIGHT FIXTURE (IP-44)	7W LED	650 Lm	CEILING RECESSED
3	D3	DOWNLIGHT FIXTURE (IP-44)	10W LED	1000 Lm	CEILING RECESSED
4	F1	4' LONG BATTEN LIGHT FIXTURE (IP-20)	40W LED	3700 Lm	CEILING SURFACE
5	F2	2' LONG BATTEN LIGHT FIXTURE (IP-20)	20W LED	1900 Lm	CEILING SURFACE
6	W1	WALL LIGHT FIXTURE (IP-54)	2x5W LED		WALL
7	W2	BULKHEAD LIGHT FIXTURE (IP-54)	10W LED	800 Lm	WALL
8		CEILING FAN 56"	-		CEILING SURFACE
9		WALL BRACKET FAN 12"			WALL
10		EXHAUST FAN 6" / 8"			WALL
11	NS	LIGHTING CONTROL SWITCH (N GANG)			WALL
12	ND	FAN DIMMER (N GANG)			WALL
13		TWO WAY LIGHTING CONTROL SWITCH			WALL

NOTES:- 1. ALL FINISHES OF LIGHT FIXTURES AND COLOUR TEMPERATURE OF LAMPS SHALL BE SUBJECT TO ARCHITECTS APPROVAL .



Client :

Consultant :

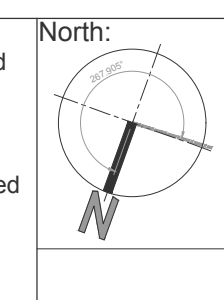
EA Consulting Pvt Ltd
 Head Office: AL-9, 15th Lane, Khayaban-e-Hilal, Phase 7, Defence Housing Authority, Karachi, 75500 - Pakistan
 Phone No. : 111-111-5541 Fax No. : 584-1825
 Email : info@eaworld.com | www.eaworld.com

Project :

DEVELOPMENT OF SMIU CAMPUS KARACHI

Key Plan :

Note:
 • All Dimensions to be confirmed on site with architect.
 • Do not scale.
 • Only written dimensions to be followed.
 • Any discrepancies to be clarified with the architect.
 • For structure details refer, structure engineer drawings / details



No.	DATE	DESCRIPTION
0	25, May 2018	ISSUED FOR TENDER

Date of Issue	25th May 2018
Issued To	Client
Issued For	Tender

ELECTRICAL

Status: **TENDER**

Building Name:
MODEL SCHOOL CITY CAMPUS

Drawing Title :
**ROOF PLAN
 LIGHTING & LIGHTNING
 PROTECTION SYSTEMS
 LAYOUT**


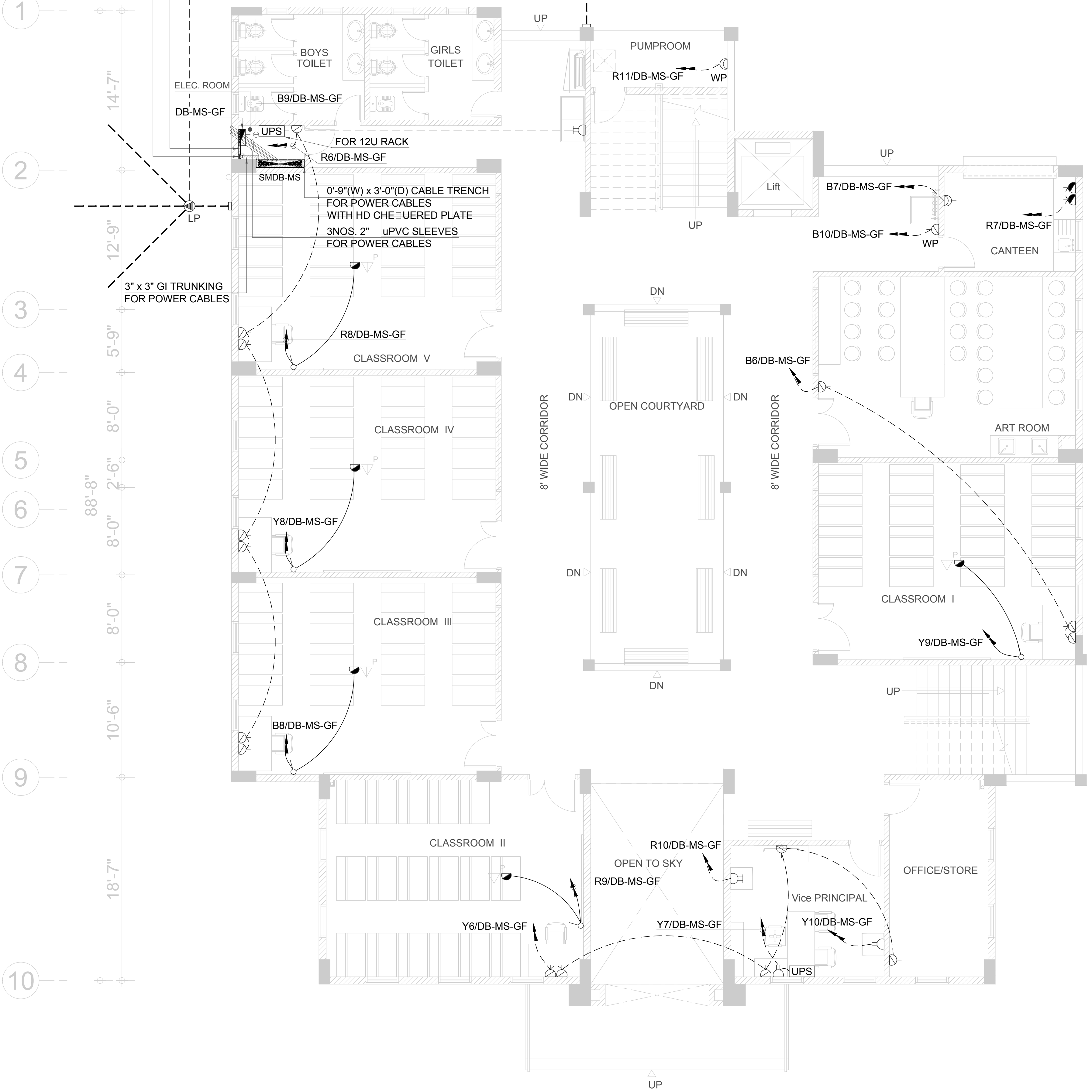
Designed :	Checked :	Approved :
MF	MF	JIS
Drawn :	Date :	Scale / Sheet :
MA	April 2018	3/32"=1'-0" @ A3
Project Code :	00986	Rev. : 0

Drawing No. :
EA-00986-SMS-EL-0500



2" x 2" GI TRUNKING FOR POWER CABLES
 3" x 3" GI TRUNKING RISER FOR POWER CABLES

1x1C 16s mm Y/G ECC IN 1" uPVC DUCT



LEGEND FOR POWER SYSTEM

SYMBOL	DESCRIPTION
	13A 3 PIN MULTI STANDARD SWITCHED SOCKET OUTLET
	13A 3 PIN MULTI STANDARD SWITCHED SOCKET OUTLET (MOUNTED ABOVE COUNTER TOP)
	13A 3 PIN FLAT 2-GANG SWITCHED SOCKET OUTLET
	13A 3 PIN FLAT 1-GANG UNSWITCHED SOCKET OUTLET
	15A 3 PIN 1-GANG SWITCHED SOCKET OUTLET
	10A 1-GANG SWITCH
	TPN ISOLATOR
	DISTRIBUTION BOARD (DB)
	SUB MAIN DISTRIBUTION BOARD (SMDB)
	MAIN DISTRIBUTION BOARD (MDB)
	230V, 600VA UPS SINGLE IN SINGLE OUT

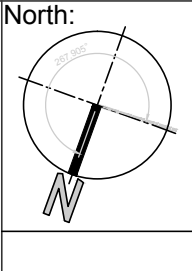


Client :
 Consultant :
EA Consulting Pvt Ltd
 Head Office AL-9, 15th Lane, Khayaban-e-Hilal Phase 7,
 Defence Housing Authority, Karachi, 75500 - Pakistan
 Phone No. : 111-111-984, Fax No. : 584-1625
 Email : info@eaworld.com | www.eaworld.com

Project :
DEVELOPMENT OF SMIU CAMPUS KARACHI

Key Plan :

Note:
 • All Dimensions to be confirmed on site with architect.
 • Do not scale.
 • Only written dimensions to be followed.
 • Any discrepancies to be clarified with the architect.
 • For structure details refer structure engineer drawings / details



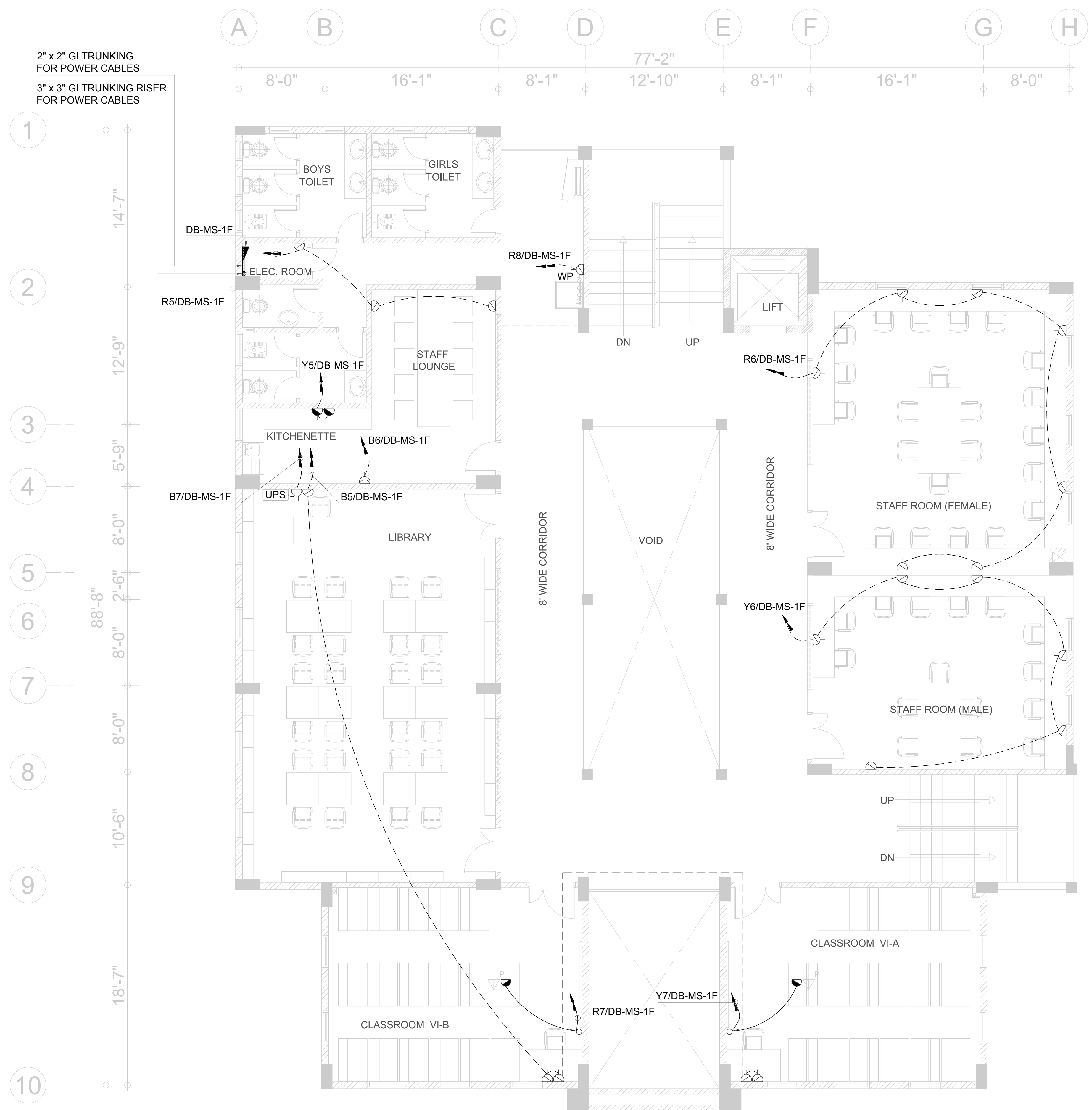
No.	DATE	DESCRIPTION
0	25. May 2018	ISSUED FOR TENDER

Date of Issue : 25th May 2018
 Issued To : Client
 Issued For : Tender

ELECTRICAL
TENDER
 Building Name:
MODEL SCHOOL CITY CAMPUS

Drawing Title :
GROUND FLOOR PLAN POWER LAYOUT

Designed :	Checked :	Approved :
MF	MF	JIS
Drawn :	Date :	Scale / Sheet :
A	April 2018	3/16"=1'-0" @ A3
Project Code :	Rev. :	
	00986	0
Drawing No. : EA-00986-SMS-EP-0100		



LEGEND FOR POWER SYSTEM

SYMBOL	DESCRIPTION
	13A 3 PIN MULTI STANDARD SWITCHED SOCKET OUTLET
	13A 3 PIN MULTI STANDARD SWITCHED SOCKET OUTLET (MOUNTED ABOVE COUNTER TOP)
	13A 3 PIN FLAT 2-GANG SWITCHED SOCKET OUTLET
	13A 3 PIN FLAT 1-GANG UNSWITCHED SOCKET OUTLET
	15A 3 PIN 1-GANG SWITCHED SOCKET OUTLET
	10A 1-GANG SWITCH
	TPN ISOLATOR
	DISTRIBUTION BOARD (DB)
	SUB MAIN DISTRIBUTION BOARD (SMDB)
	MAIN DISTRIBUTION BOARD (MDB)
	230V, 600VA UPS SINGLE IN SINGLE OUT

Client :



Consultant :



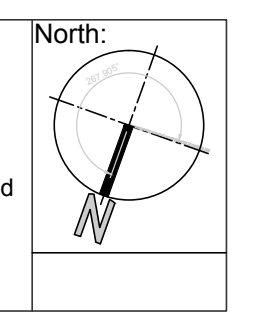
EA Consulting Pvt Ltd
 Head Office: AL-9, 15th Lane, Khayaban-e-Hilal Phase 7,
 Defence Housing Authority, Karachi, 75500 - Pakistan
 Phone No. : 111-111-584, Fax No. : 584-1825
 Email : info@eaworld.com | www.eaworld.com

Project :

**DEVELOPMENT OF
 SMIU CAMPUS
 KARACHI**

Key Plan :

Note:
 • All Dimensions to be confirmed on site with architect.
 • Do not scale.
 • Only written dimensions to be followed.
 • Any discrepancies to be clarified with the architect.
 • For structure details refer structure engineer drawings / details



No.	DATE	DESCRIPTION
0	25, May 2018	ISSUED FOR TENDER

Date of Issue	25th May 2018
Issued To	Client
Issued For	Tender

ELECTRICAL

Status: **TENDER**

Building Name:
**MODEL SCHOOL
 CITY CAMPUS**

Drawing Title :
**FIRST FLOOR PLAN
 POWER LAYOUT**

Designed :	Checked :	Approved :
MF	MF	JIS
Drawn :	Date :	Scale / Sheet :
A	April 2018	3/32"=1'-0" @A3
Project Code :	Rev. :	
00986	0	
Drawing No. : EA-00986-SMS-EP-0200		

Client :



Consultant :



EA Consulting Pvt Ltd

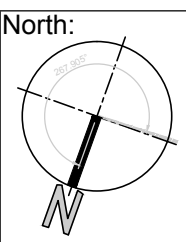
Head Office: AL-9, 15th Lane, Khayaban-e-Hilal, Phase 7,
Defence Housing Authority, Karachi, 75500 - Pakistan
Phone No. : 111-111-584, Fax No. : 584-1825
Email : info@eaworld.com | www.eaworld.com

Project :

**DEVELOPMENT OF
SIU CAMPUS
KARACHI**

Key Plan :

- Note:
- All Dimensions to be confirmed on site with architect.
 - Do not scale.
 - Only written dimensions to be followed.
 - Any discrepancies to be clarified with the architect.
 - For structure details refer structure engineer drawings / details



No.	DATE	DESCRIPTION
0	25, May 2018	ISSUED FOR TENDER
REVISIONS		

Date of Issue	25th May 2018
Issued To	Client
Issued For	Tender

ELECTRICAL

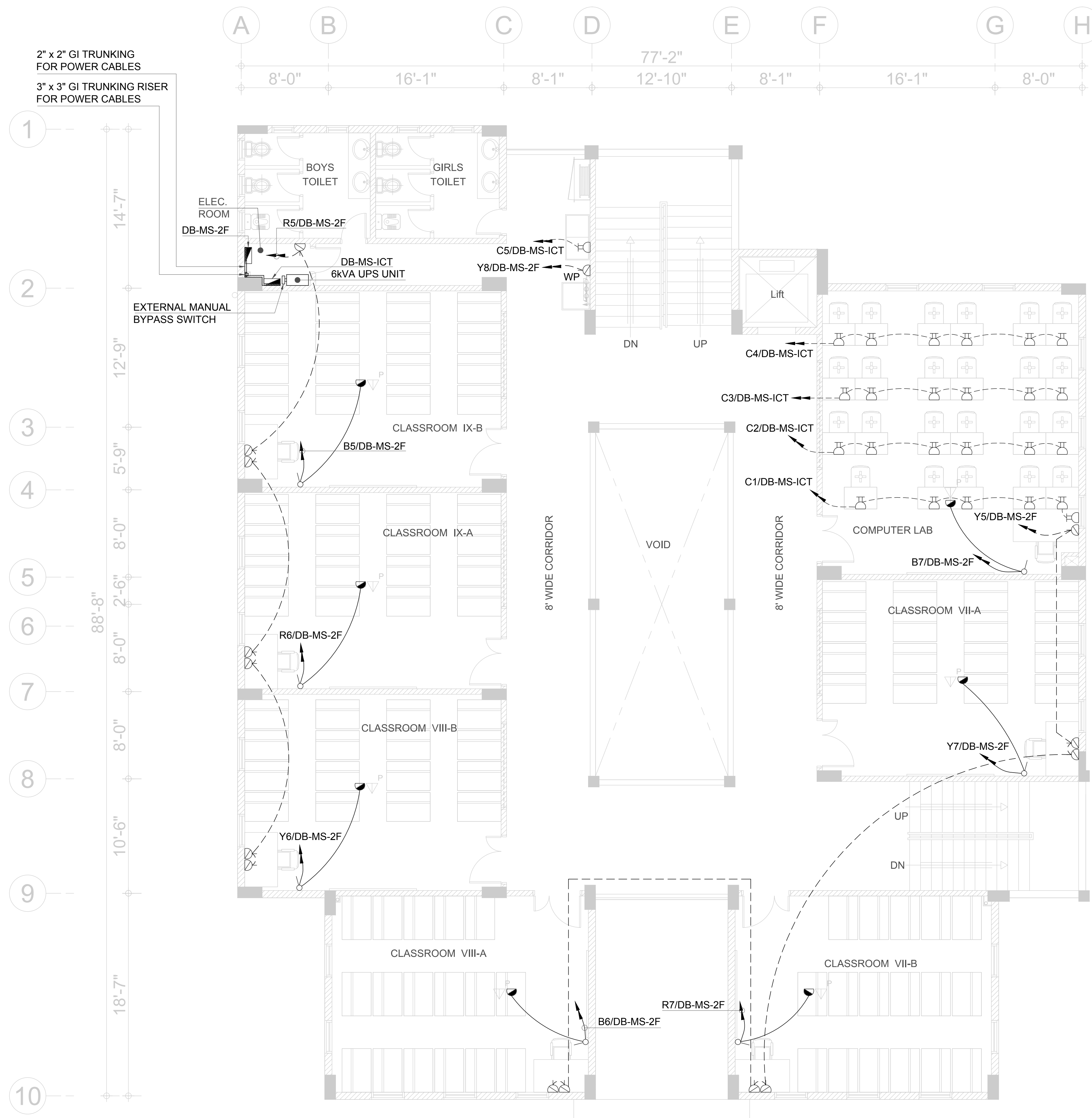
Status: **TENDER**

Building Name:
**MODEL SCHOOL
CITY CAMPUS**

Drawing Title :
**SECOND FLOOR PLAN
POWER LAYOUT**

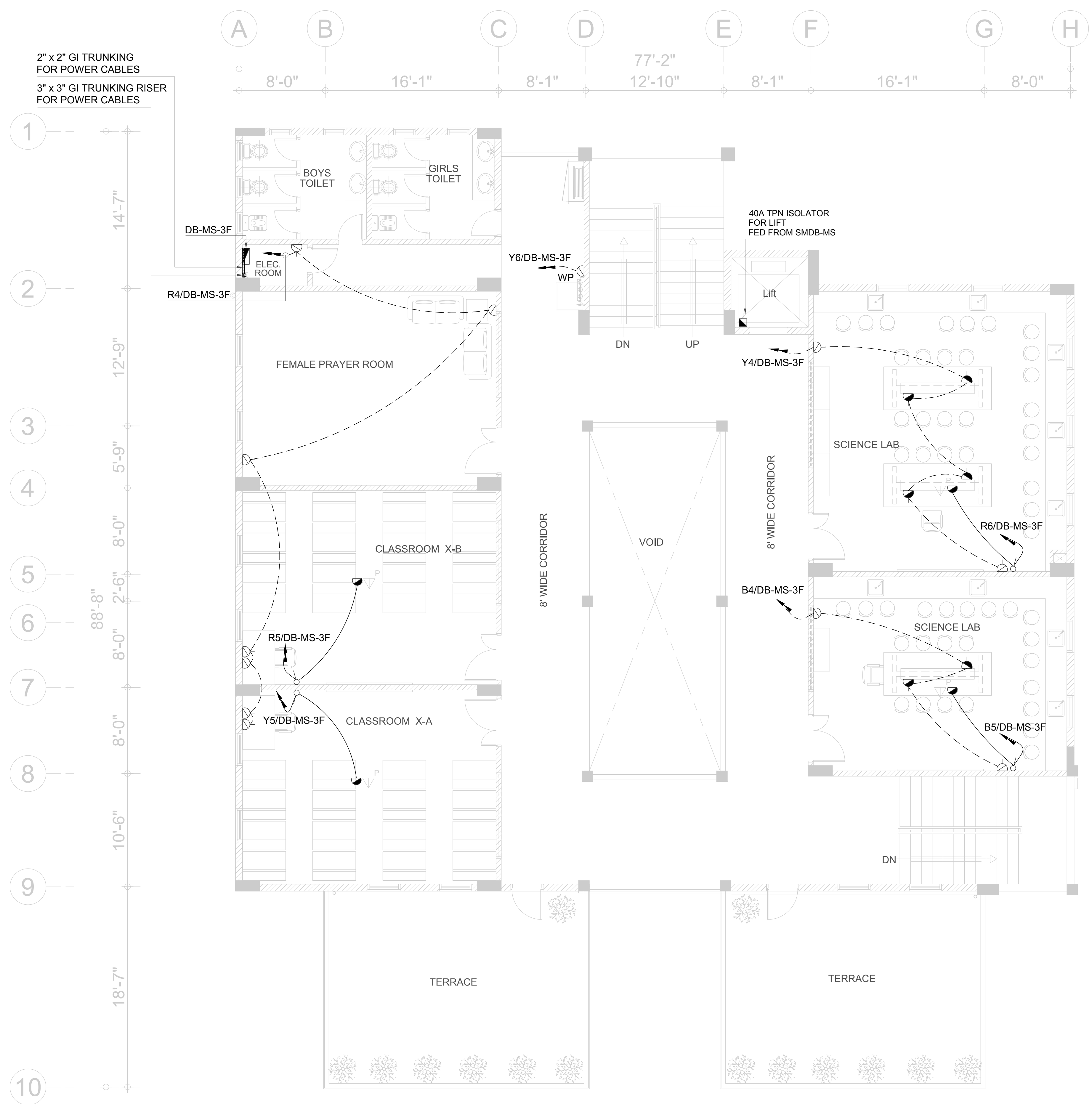
Designed :	Checked :	Approved :
MF	MF	JIS
Drawn :	Date :	Scale / Sheet :
A	April 2018	3/32"=1'-0" @A3
Project Code :	Rev. :	
	00986	0

Drawing No. :
EA-00986-SMS-EP-0300



LEGEND FOR POWER SYSTEM

SYMBOL	DESCRIPTION
	13A 3 PIN MULTI STANDARD SWITCHED SOCKET OUTLET
	13A 3 PIN MULTI STANDARD SWITCHED SOCKET OUTLET (MOUNTED ABOVE COUNTER TOP)
	13A 3 PIN FLAT 2-GANG SWITCHED SOCKET OUTLET
	13A 3 PIN FLAT 1-GANG UNSWITCHED SOCKET OUTLET
	15A 3 PIN 1-GANG SWITCHED SOCKET OUTLET
	10A 1-GANG SWITCH
	TPN ISOLATOR
	DISTRIBUTION BOARD (DB)
	SUB MAIN DISTRIBUTION BOARD (SMDB)
	MAIN DISTRIBUTION BOARD (MDB)
	230V, 600VA UPS SINGLE IN SINGLE OUT



LEGEND FOR POWER SYSTEM

SYMBOL	DESCRIPTION
	13A 3 PIN MULTI STANDARD SWITCHED SOCKET OUTLET
	13A 3 PIN MULTI STANDARD SWITCHED SOCKET OUTLET (MOUNTED ABOVE COUNTER TOP)
	13A 3 PIN FLAT 2-GANG SWITCHED SOCKET OUTLET
	13A 3 PIN FLAT 1-GANG UNSWITCHED SOCKET OUTLET
	15A 3 PIN 1-GANG SWITCHED SOCKET OUTLET
	10A 1-GANG SWITCH
	TPN ISOLATOR
	DISTRIBUTION BOARD (DB)
	SUB MAIN DISTRIBUTION BOARD (SMDB)
	MAIN DISTRIBUTION BOARD (MDB)
	230V, 600VA UPS SINGLE IN SINGLE OUT



Project :

**DEVELOPMENT OF
SIU CAMPUS
KARACHI**

Key Plan :

Note:
• All Dimensions to be confirmed on site with architect.
• Do not scale.
• Only written dimensions to be followed.
• Any discrepancies to be clarified with the architect.
• For structure details refer structure engineer drawings / details

North:

No.	DATE	DESCRIPTION
0	25, May 2018	ISSUED FOR TENDER
REVISIONS		

Date of Issue	25th May 2018
Issued To	Client
Issued For	Tender

ELECTRICAL

Status: **TENDER**

Building Name:
**MODEL SCHOOL
CITY CAMPUS**

Drawing Title:
**THIRD FLOOR PLAN
POWER LAYOUT**

Designed :	Checked :	Approved :
MF	MF	JIS
Drawn :	Date :	Scale / Sheet :
A	April 2018	3/32"=1'-0" @ A3
Project Code :	Rev. :	
00986	0	
Drawing No. : EA-00986-SMS-EP-0400		

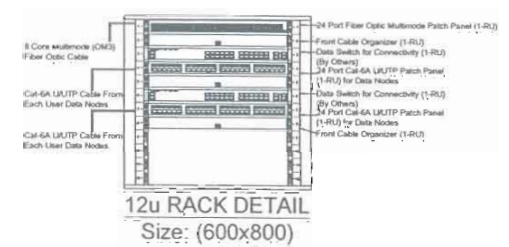
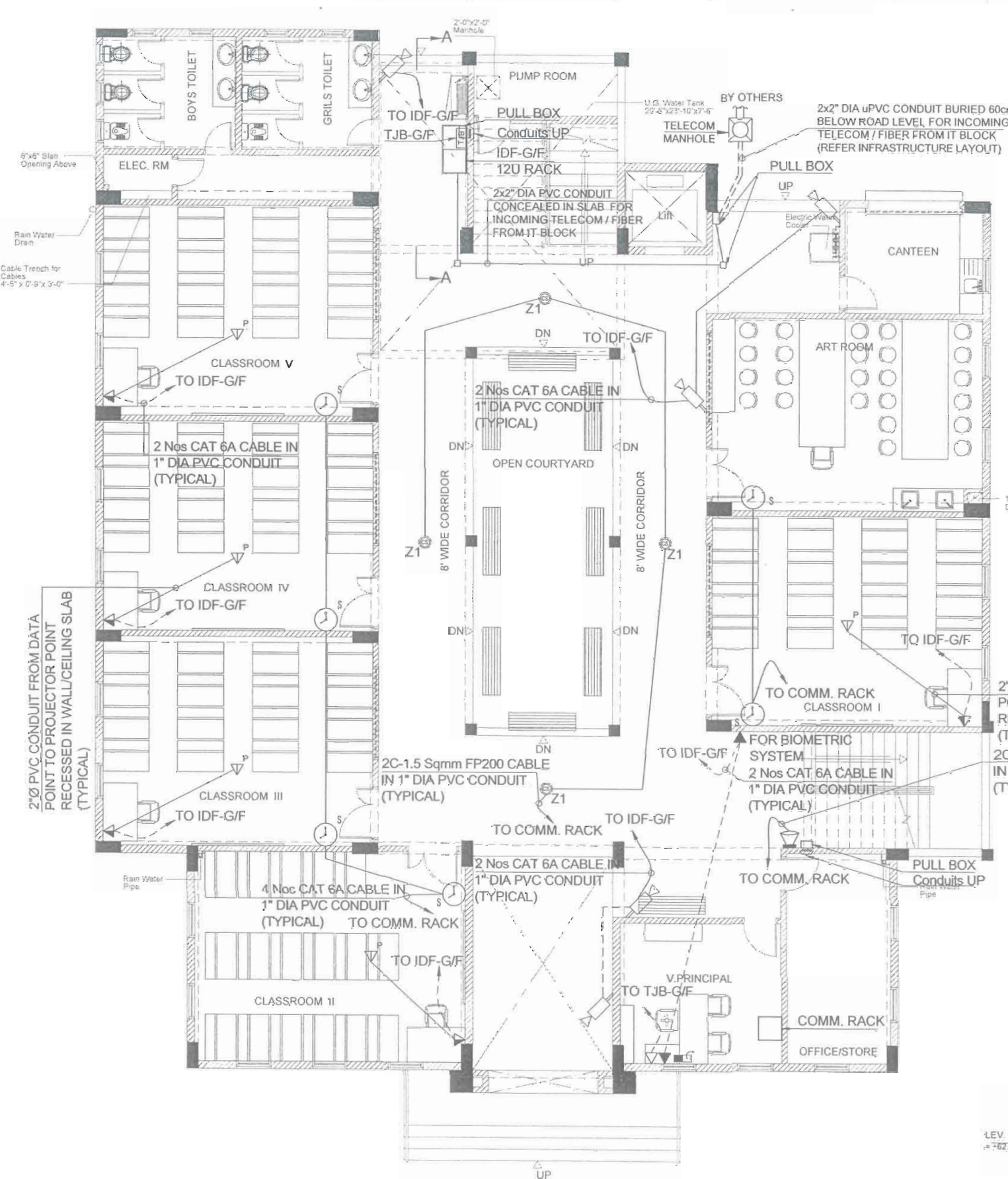
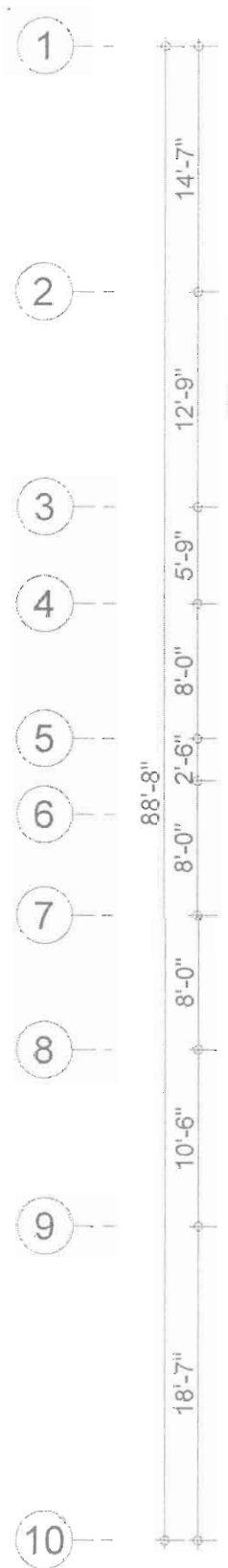
DEVELOPMENT OF SMIU CAMPUS KARACHI

MODEL SCHOOL City Campus

TENDER DRAWINGS

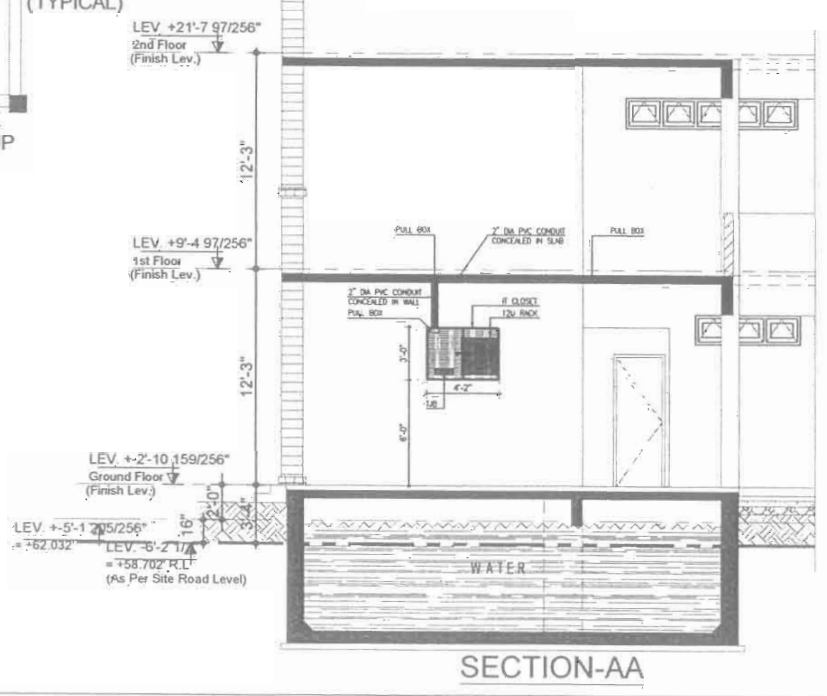
ELV & IT SYSTEMS

May' 2018



LEGEND FOR ELV & IT SYSTEM

	SINGLE RJ45 OUTLET FOR VOICE (18" ATFL)
	SINGLE RJ45 OUTLET FOR DATA (18" ATFL)
	DUAL RJ45 OUTLET FOR DATA (18" ATFL)
	FLOOR DISTRIBUTION BOX 1 No RJ45 OUTLET FOR VOICE & 1 No RJ45 OUTLET FOR DATA 1 No 13A (WAL & 1 No 5A SWITCHED SOCKET OUTLET
	TELEVISION POINT @HL
	SINGLE RJ45 DATA OUTLET FOR WiFi @CEILING / WALL
	SINGLE RJ45 DATA OUTLET FOR PROJECTOR ABOVE FALSE CEILING
	12U TELECOM RACK (WALL MOUNTED)
	42U TELECOM RACK (FLOOR STANDING)
	MANHOLE FOR TELECOM (2'-0"x2'-0")
	CCTV FIXED CAMERA TYPE (WALL MOUNTED)
	CCTV DOME CAMERA TYPE
	MCSS MASTER CLOCK SYSTEM
	BIPOLAR PULSES CLOCK SINGLE SIDED @ CEILING / WALL
	SCHOOL BELL
	SCHOOL BELL SYSTEM PANEL
	PA / VA SURFACE SPEAKER WITH BOX (SW)
	MICROPHONE WITH PAGING EXTENSION
	20W PA RACK
	DUAL ZONE AMPLIFIER
	POWER AMPLIFIER
	ACCESS CONTROL SYSTEM PANEL (2 DOOR TYPE)
	DOOR LOCK UNIT
	PUSH BUTTON
	PROXIMITY CARD READER
	CABLE TRAY



Client:
HADRESSATUL ISLAM UNIVERSITY, KARACHI, 1885

Consultant:
EA Consulting Pvt Ltd
Head Office: AL-9, C-4, Lane, Nayaabad-e-Hind Phase A,
Defence Housing Authority, Karachi, 75500, Pakistan
Phone No: 111-111-584, Fax No: 584-1829
Email: info@eaconsulting.com | www.eaconsulting.com

Project:
DEVELOPMENT OF SMIU CAMPUS KARACHI

Key Plan:
Note:
• All Dimensions to be confirmed on site with architect.
• Do not scale.
• Only written dimensions to be followed.
• Any discrepancies to be clarified with the architect.
• For structure details refer, structure engineer drawings / details.

0	25 May 2018	ISSUED FOR TENDER
No.	DATE	DESCRIPTION
REVISIONS		
Date of Issue	25th May 2018	
Issued To	Client	
Issued For	Tender	

ELECTRICAL

Status: **TENDER**

Building Name: **MODEL SCHOOL CITY CAMPUS**

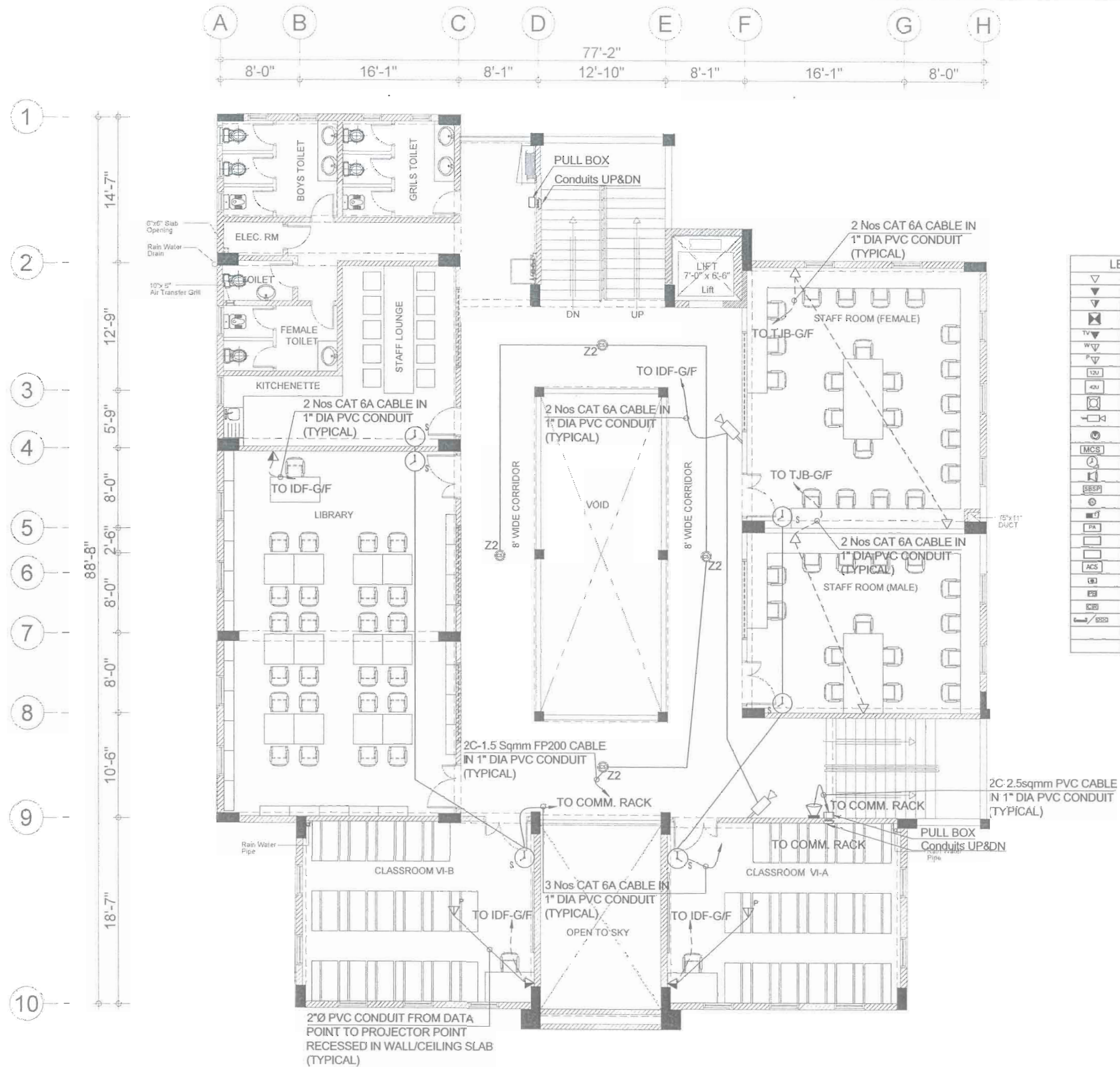
Drawing Title: **GROUND FLOOR PLAN ELV & IT SYSTEMS LAYOUT**

Designed: _____ Checked: _____ Approved: _____

Drawn: _____ Date: _____ Scale / Sheet: 3/27-1'-0" @ A3 / 3/16-1'-0" @ A1

Project Code: 00986 Rev: 0

Drawing No.: EA-00986-SMS-IT-0100



LEGEND FOR ELV & IT SYSTEM	
	SINGLE RJ45 OUTLET FOR VOICE (18" ATFL)
	SINGLE RJ45 OUTLET FOR DATA (18" ATFL)
	DUAL RJ45 OUTLET FOR DATA (18" ATFL)
	FLOOR DISTRIBUTION BOX: 1 No RJ45 OUTLET FOR VOICE & 1 No RJ45 OUTLET FOR DATA 1 No 15A DUAL & 1 No 5A SWITCHED SOCKET OUTLET
	TELEVISION POINT @HL
	SINGLE RJ45 DATA OUTLET FOR WIFI @CEILING / WALL
	SINGLE RJ45 DATA OUTLET FOR PROJECTOR ABOVE FALSE CEILING
	12U TELECOM RACK (WALL MOUNTED)
	42U TELECOM RACK (FLOOR STANDING)
	MANHOLE FOR TELECOM (2'-0"x2'-0")
	CCTV FIXED CAMERA TYPE (WALL MOUNTED)
	CCTV DOME CAMERA TYPE
	MASTER CLOCK SYSTEM
	BIPOLAR PULSES CLOCK SINGLE SIDED @ CEILING / WALL
	SCHOOL BELL
	SCHOOL BELL SYSTEM PANEL
	PA / VA SURFACE SPEAKER WITH BOX (BY)
	MICROPHONE WITH PAGING EXTENSION
	27U RACK
	DUAL ZONE AMPLIFIER
	POWER AMPLIFIER
	ACCESS CONTROL SYSTEM PANEL (2 DOOR TYPE)
	DOOR LOCK UNIT
	PUSH BUTTON
	PROXIMITY CARD READER
	CABLE TRAY



Client:
 Consultant:
EA Consulting Pvt Ltd
 Head Office: Al-9, 15th Lar, NayaBari-e-Hisil Phase 7,
 Defence Housing Authority, Karachi. 75500 - Pakistan
 Phone No: 111-111-554 Fax No: 554-1525
 Email: info@ea-world.com www.eaworld.com

Project:
DEVELOPMENT OF SMIU CAMPUS KARACHI

Key Plan:

Note:
 - All dimensions to be confirmed on site with architect.
 - Do not scale.
 - Only written dimensions to be followed.
 - Any discrepancies to be clarified with the architect.
 - For structure details refer, structure engineer drawings / details.

No.	DATE	DESCRIPTION
REVISIONS		

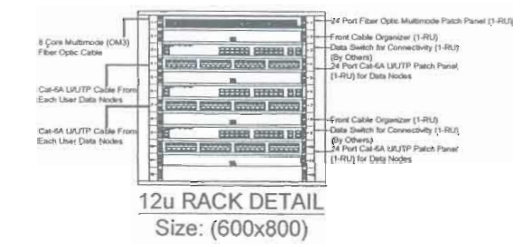
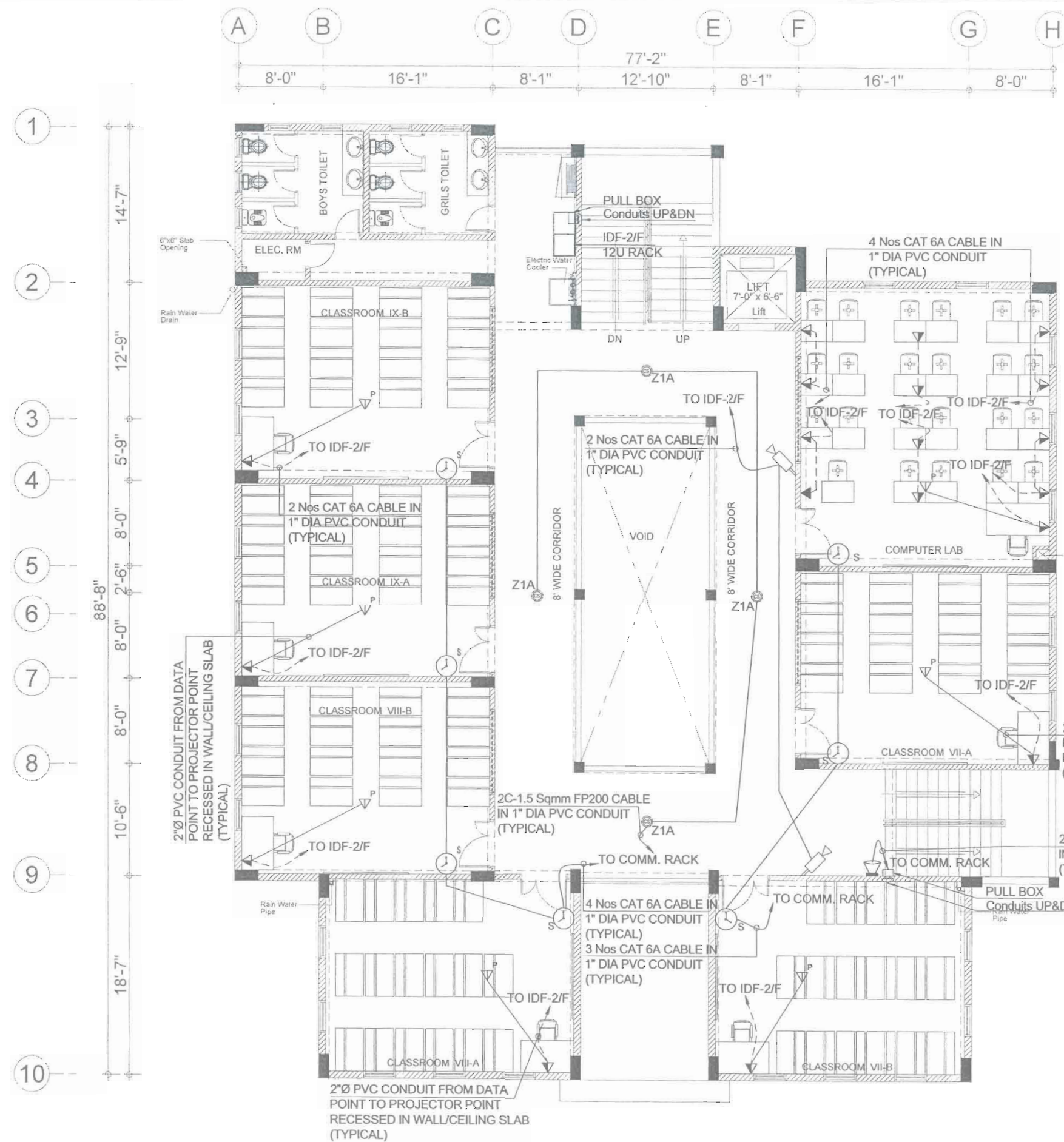
Date of Issue: 25th May 2018
 Issued To: Client
 Issued For: Tender

ELECTRICAL
TENDER

Building Name:
MODEL SCHOOL CITY CAMPUS

Drawing Title:
FIRST FLOOR PLAN ELV & IT SYSTEMS LAYOUT

Designed: A.J. Checked: A.J. Approved: J.S.
 Drawn: Z.N. Date: April 2018 Scale / Sheet: 3/16"=1'-0" @ A4
 Project Code: 00986 Rev.: 0
 Drawing No.: EA-00986-SMS-IT-0200



LEGEND FOR ELV & IT SYSTEM

▽	SINGLE RJ45 OUTLET FOR VOICE (18" ATFL)
▽	SINGLE RJ45 OUTLET FOR DATA (18" ATFL)
▽	DUAL RJ45 OUTLET FOR DATA (18" ATFL)
□	FLOOR DISTRIBUTION BOX: 1 No RJ45 OUTLET FOR VOICE & 1 No RJ45 OUTLET FOR DATA 1 No 13A DUAL & 1 No 5A SWITCHED SOCKET OUTLET
TV	TELEVISION POINT @HL
W	SINGLE RJ45 DATA OUTLET FOR WIFI @CEILING / WALL
P	SINGLE RJ45 DATA OUTLET FOR PROJECTOR ABOVE FALSE CEILING
12U	12U TELECOM RACK (WALL MOUNTED)
42U	42U TELECOM RACK (FLOOR STANDING)
⊗	MANHOLE FOR TELECOM (2'-0"x2'-0")
⊗	CCTV FIXED CAMERA TYPE (WALL MOUNTED)
⊗	CCTV DOME CAMERA TYPE
MCS	MASTER CLOCK SYSTEM
⊗	BIPOLAR PULSES CLOCK SINGLE SIDED @ CEILING / WALL
SBSP	SCHOOL BELL SYSTEM PANEL
⊗	PA / VA SURFACE SPEAKER WITH BOX (SW)
⊗	MICROPHONE WITH FREQUENCY DISTRIBUTION
PA	27U PA RACK
⊗	DUAL ZONE AMPLIFIER
⊗	POWER AMPLIFIER
ACS	ACCESS CONTROL SYSTEM PANEL (2 DOOR TYPE)
⊗	DOOR LOCK UNIT
⊗	PUSH BUTTON
⊗	PROXIMITY CARD READER
⊗	CABLE TRAY



Client:
EA Consulting Pvt Ltd
 Head Office: AL-9, 15th Lane, Khayaban-e-Hilal, Phase 7, Defence Housing Authority, Karachi, 75200 - Pakistan
 Phone No: 111-111-584, Fax No: 584-1825
 Email: info@eaworld.com | www.eaworld.com

Project:
DEVELOPMENT OF SMIU CAMPUS KARACHI

Key Plan:

Note:
 • All Dimensions to be confirmed on site with architect.
 • Do not scale.
 • Only written dimensions to be followed.
 • Any discrepancies to be clarified with the architect.
 • For structure details refer, structure engineer drawings & details.

No.	DATE	DESCRIPTION
0	25 May 2018	ISSUED FOR TENDER

REVISIONS	
No.	DESCRIPTION

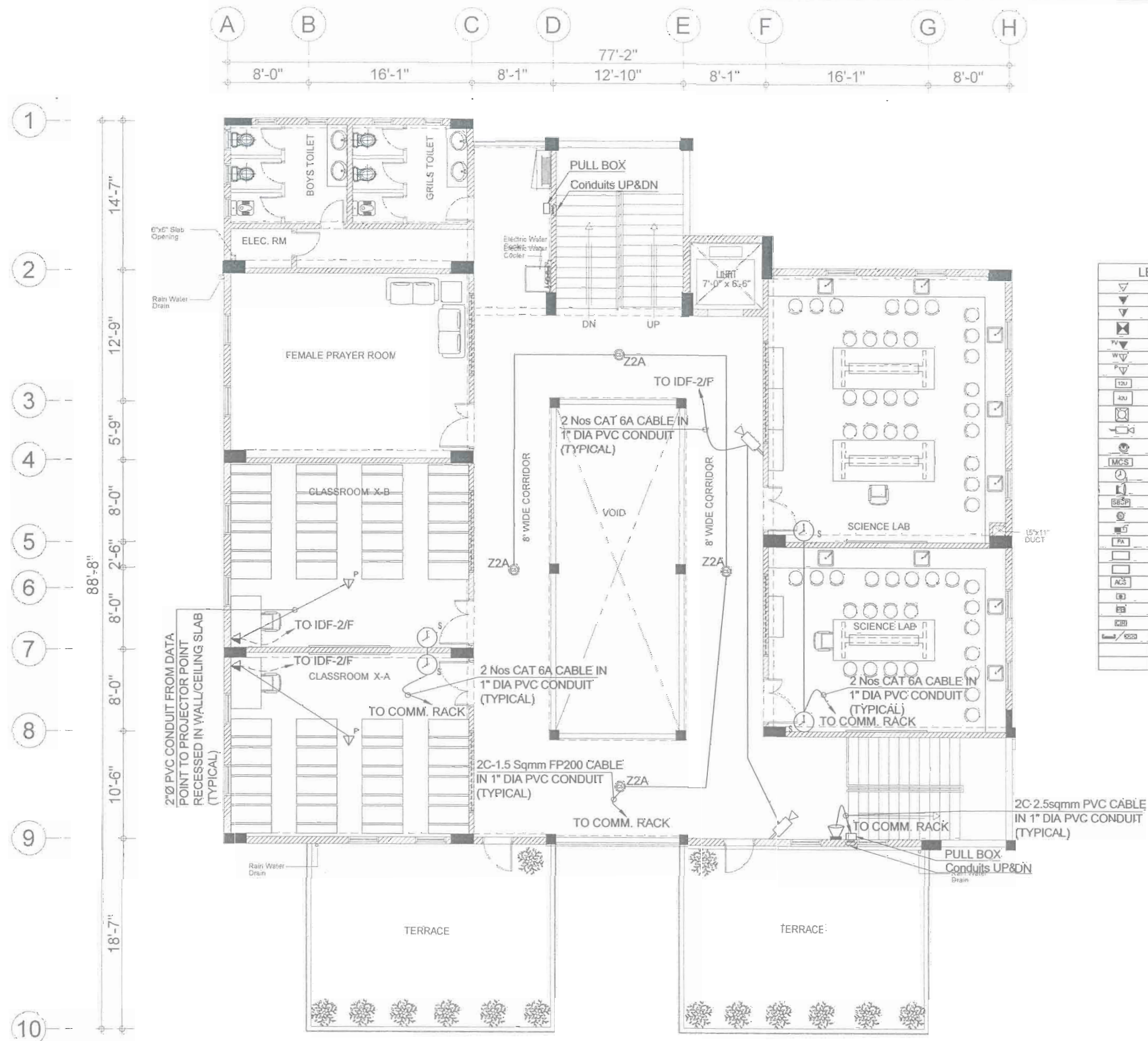
Date of Issue: 25th May 2018
 Issued To: Client
 Issued For: Tender

ELECTRICAL
TENDER

Building Name:
MODEL SCHOOL CITY CAMPUS

Drawing Title:
SECOND FLOOR PLAN ELV & IT SYSTEMS LAYOUT

Designed: A1
 Checked: A1
 Approved: AS
 Date: April 2018
 Scale / Sheet: 3/32" = 1'-0" @ A2
 Project Code: 00986
 Rev: 0
 Drawing No.: EA-00986-SMS-IT-0300



LEGEND FOR ELV & IT SYSTEM	
	SINGLE RJ45 OUTLET FOR VOICE (18" ATFL)
	SINGLE RJ45 OUTLET FOR DATA (18" ATFL)
	DUAL RJ45 OUTLET FOR DATA (18" ATFL)
	FLOOR DISTRIBUTION BOX: 1 No RJ11 OUTLET FOR VOICE & 1 No RJ45 OUTLET FOR DATA 1 No 13A DUAL & 1 No SA SWITCHED SOCKET OUTLET
	TELEVISION POINT @HL
	SINGLE RJ45 DATA OUTLET FOR WIFI @CEILING / WALL
	SINGLE RJ45 DATA OUTLET FOR PROJECTOR ABOVE FALSE CEILING
	12U TELECOM RACK (WALL MOUNTED)
	42U TELECOM RACK (FLOOR STANDING)
	MANHOLE FOR TELECOM (2'-0"x2'-0")
	CCTV FIXED CAMERA TYPE (WALL MOUNTED)
	CCTV PTZ CAMERA TYPE
	MASTER CLOCK SYSTEM
	BIPOLAR PULSES CLOCK SINGLE SIDED @ CEILING / WALL
	SCHOOL BELL
	SCHOOL BELL SYSTEM PANEL
	PA / VA SURFACE SPEAKER WITH BOX (SW)
	MICROPHONE WITH PAGING EXTENSION
	7W PA RACK
	DUAL ZONE AMPLIFIER
	POWER AMPLIFIER
	ACCESS CONTROL SYSTEM PANEL (2 DOOR TYPE)
	DOOR LOCK UNIT
	PUSH BUTTON
	PROXIMITY CARD READER
	CABLE TRAY



Client:
 Consultant:
EA Consulting Pvt Ltd
 Head Office: Plot No. 2, 7th Lane, Khayaban-e-Hadeed, Phase 7, Defence Housing Authority, Karachi - 75200 - Pakistan
 Phone No: 111-111-584, Fax No: 584-1825
 Email: info@eaconsult.com | www.eaconsult.com

Project:
DEVELOPMENT OF SMIU CAMPUS KARACHI

Key Plan:
 Note:
 - All Dimensions to be confirmed on site with architect.
 - Do not scale.
 - Only written dimensions to be followed.
 - Any discrepancies to be clarified with the architect.
 - For structure details refer structure engineer drawings / details.

No.	DATE	DESCRIPTION
REVISIONS		
1	25, May 2018	ISSUED FOR TENDER

Date of Issue: 25th May 2018
 Issued To: Client
 Issued For: Tender

ELECTRICAL

Status: **TENDER**

Building Name:
MODEL SCHOOL CITY CAMPUS

Drawing Title:
THIRD FLOOR PLAN ELV & IT SYSTEMS LAYOUT

Designed: [Signature] Checked: [Signature] Approved: [Signature]
 Drawn: [Signature] Date: April 2018 Scale / Sheet: 3/16=1'-0" @A1
 Project Code: 00986 Rev: 0
 Drawing No.: EA-00986-SMS-IT-0400

IT SYSTEM SCHEMATIC DIAGRAM

ROOF

THIRD FINISH FLOOR LEVEL

IDF-2/F

12U RACK DETAIL
 1 Nos 24 Port Fiber Patch Panel
 3 Nos 24 Port RJ-45 Patch Panel
 4 Nos CABLE ORGANIZER
 SPACE FOR ACTIVE EQUIPMENT

SECOND FINISH FLOOR LEVEL

FIRST FINISH FLOOR LEVEL

IDF-G/F

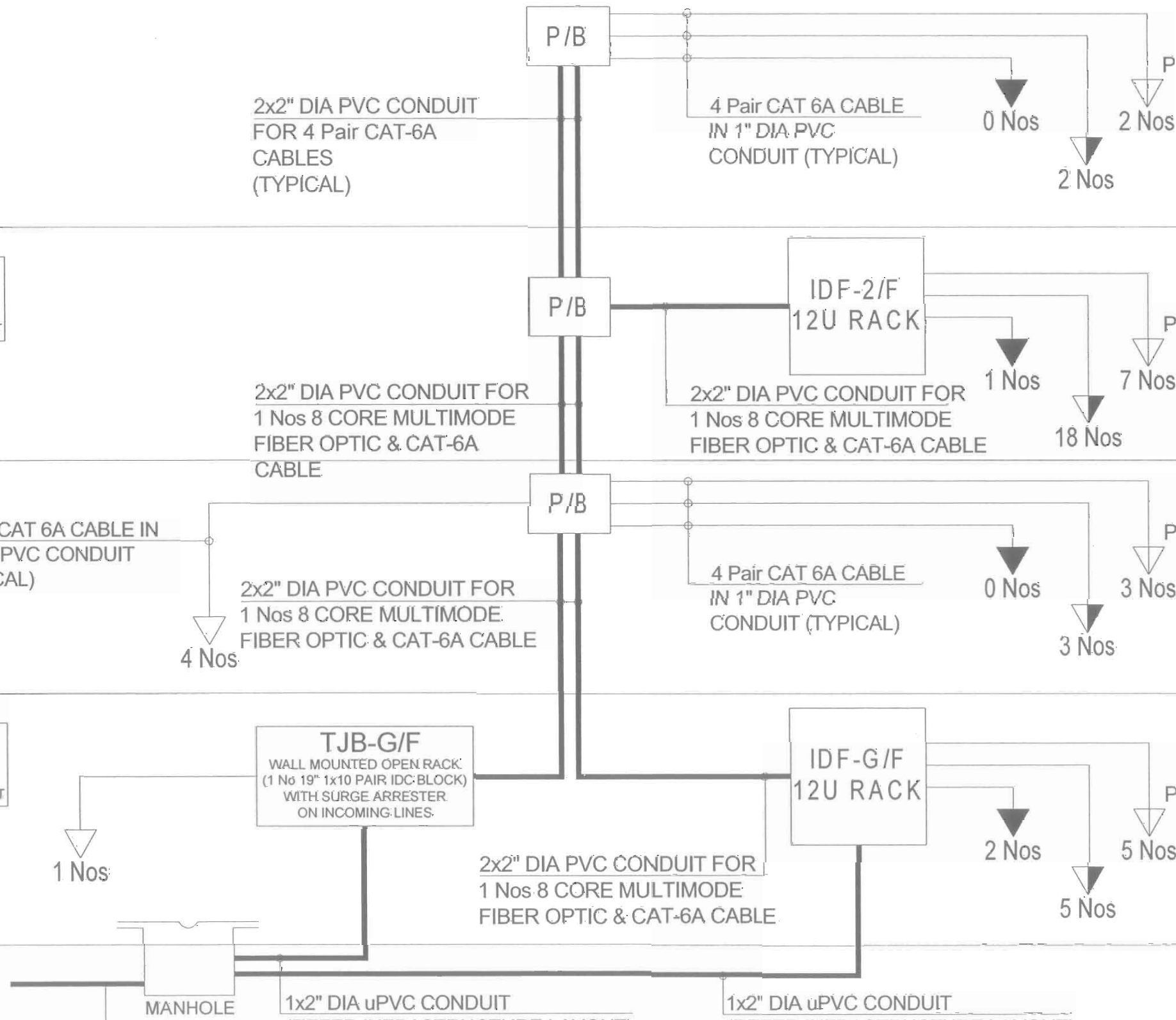
12U RACK DETAIL
 1 Nos 24 Port Fiber Patch Panel
 2 Nos 24 Port RJ-45 Patch Panel
 3 Nos CABLE ORGANIZER
 SPACE FOR ACTIVE EQUIPMENT

GROUND FINISH FLOOR LEVEL

INCOMING FOR TELECOM / FIBER FROM IT BLOCK (REFER INFRASTRUCTURE LAYOUT)

1x2" DIA uPVC CONDUIT (REFER INFRASTRUCTURE LAYOUT) FOR 1x25 PAIR CAT-5 BACKBONE CABLE FROM IT BLOCK

1x2" DIA uPVC CONDUIT (REFER INFRASTRUCTURE LAYOUT) FOR FIBER OPTIC CABLE FROM IT BLOCK (SERVER ROOM)



Client: **SHAHEED SUHRAWARDY ISLAMIC UNIVERSITY**
 1885

Consultant: **EA Consulting Pvt Ltd**
 Head Office: Al-S 15th Lane, Khayaban-e-His Phase 7, Defence Housing Authority, Karachi, 74600 - Pakistan
 Phone No: 111-111-5045 Fax No: 554-1525
 Email: info@eaworld.com | www.eaworld.com

Project: **DEVELOPMENT OF SMIU CAMPUS KARACHI**

Key Plan:

Note:
 - All Dimensions to be confirmed on site with architect.
 - Do not scale.
 - Only written dimensions to be followed.
 - Any discrepancies to be clarified with the architect.
 - For structure details refer structure engineer drawings / details.



No.	DATE	DESCRIPTION

Date of issue: 25th May 2018
 Issued To: Client
 Issued For: Tender

ELECTRICAL

Status: **TENDER**

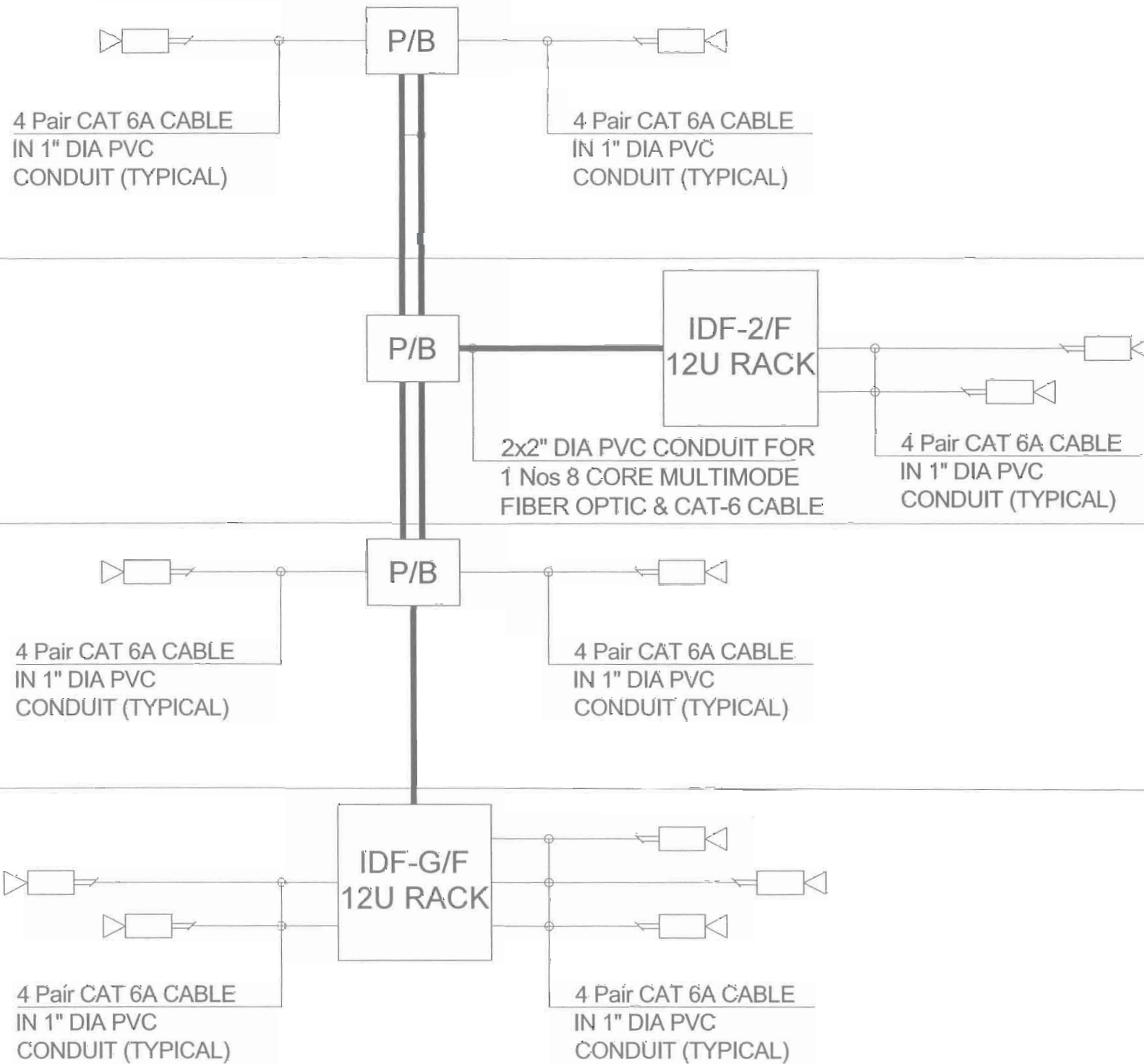
Building Name: **MODEL SCHOOL CITY CAMPUS**

Drawing Title: **IT SYSTEM SCHEMATIC DIAGRAM**

Designed: _____ Checked: _____ Approved: _____
 Drawn: _____ Date: April 2018 Scale / Sheet: NTS@A5 / NTS@A1
 Project Code: 00986 Rev.: 0
 Drawing No.: EA-00986-SMS-IT-0500

CCTV SYSTEM SCHEMATIC DIAGRAM

ROOF



Client: Madressatul Islam University, Karachi

Consultant: EA Consulting Pvt Ltd

Head Office: 15th Lane, Khayaban-e-Hilal Phase 7, Defence Housing Authority, Karachi - 75500 - Pakistan

Phone No: 111-111-584, Fax No: 584-1825

Email: info@ea-world.com, www.ea-world.com

Project: DEVELOPMENT OF SMIU CAMPUS KARACHI

Key Plan:

Note:

- All Dimensions to be confirmed on site with architect.
- Do not scale.
- Only written dimensions to be followed.
- Any discrepancies to be clarified with the architect.
- For structure details refer, structure engineer drawings / details.



No.	DATE	DESCRIPTION

25 May 2018	ISSUED FOR TENDER	
No.	DATE	DESCRIPTION
REVISIONS		
Date of Issue	24th May 2018	
Issued To	Client	
Issued For	Tender	

ELECTRICAL

Status: **TENDER**

Building Name: **MODEL SCHOOL CITY CAMPUS**

Drawing Title: **CCTV SYSTEM SCHEMATIC DIAGRAM**

Designed: A	Checked: A	Approved: JS
Drawn: ZN	Date: April 2018	Scale / Sheet: NTS@A3 / NTS@A1
Project Code: 00986	Rev.: 0	

Drawing No.: EA-00986-SMS-IT-0600

PUBLIC ADDRESS SYSTEM SCHEMATIC DIAGRAM

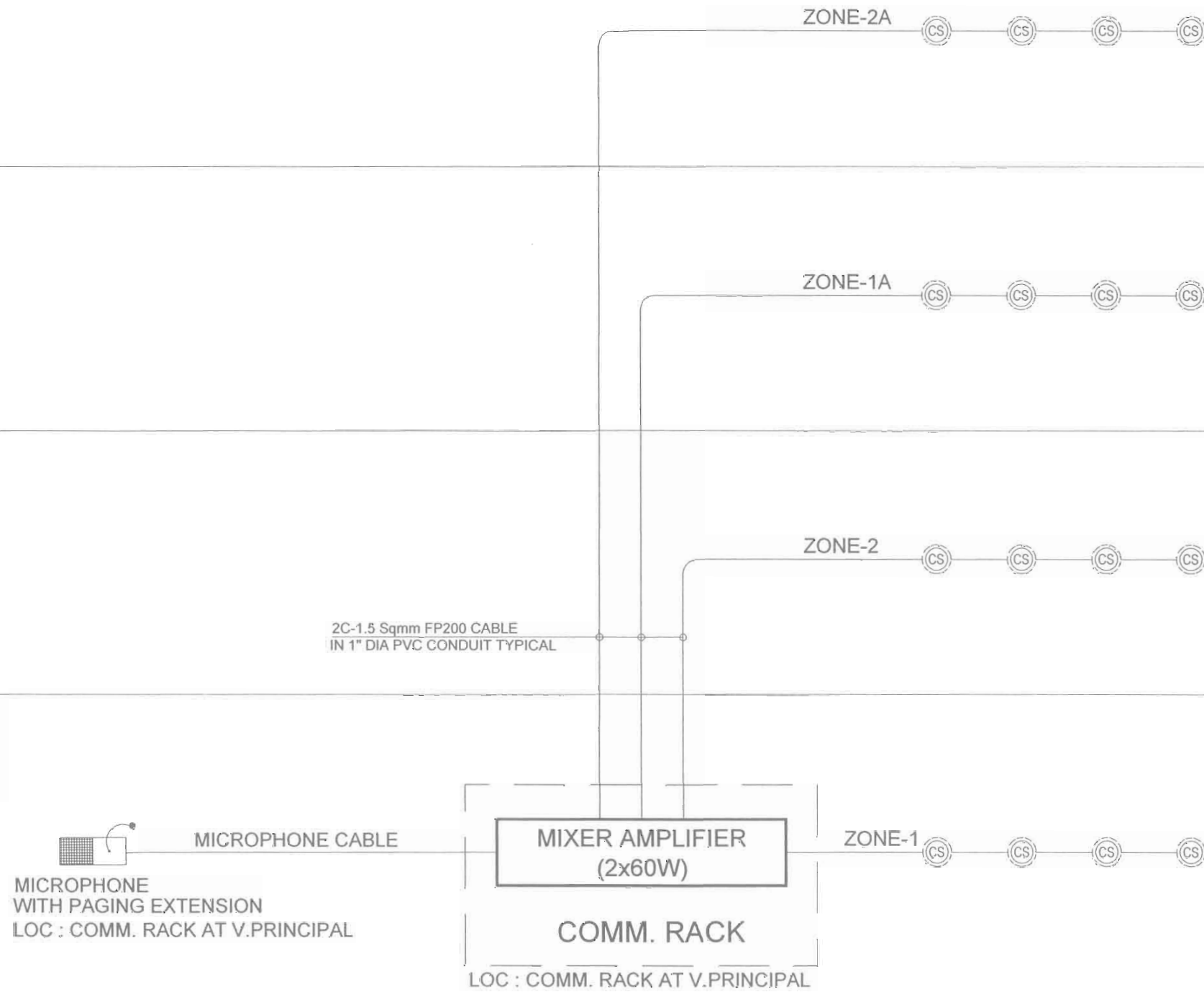
TOP ROOF

THIRD FINISH FLOOR LEVEL

SECOND FINISH FLOOR LEVEL

FIRST FINISH FLOOR LEVEL

GROUND FINISH FLOOR LEVEL



COMM RACK DETAIL

COMM RACK DETAIL
2 Nos 60W MIXER AMPLIFIER
FOR DUAL ZONE

MICROPHONE WITH PAGING EXTENSION
LOC : COMM. RACK AT V.PRINCIPAL

MIXER AMPLIFIER (2x60W)
COMM. RACK
LOC : COMM. RACK AT V.PRINCIPAL

2C-1.5 Sqmm FP200 CABLE
IN 1" DIA PVC CONDUIT TYPICAL



Client :

EA Consulting Pvt Ltd
Head Office: Al-G, 15th Lane, 10th Phase-1, H-7, Defence Housing Authority, Karachi, 75000 - Pakistan
Phone No. 111-111-564, Fax No. 564-1825
Email : info@eaworld.com | www.eaworld.com

Project :

DEVELOPMENT OF SMIU CAMPUS KARACHI

Key Plan :

Note:
• All Dimensions to be confirmed on site with architect.
• Do not scale.
• Only written dimensions to be followed.
• Any discrepancies to be clarified with the architect.
• For structure details refer, structure engineer drawings / details.



No.	DATE	DESCRIPTION

REVISIONS	
0	25, May 2018 ISSUED FOR TENDER
No.	DATE DESCRIPTION

Date of Issue: 25th May 2018
Issued To: Client
Issued For: Tender

ELECTRICAL

Status: **TENDER**

Building Name: **MODEL SCHOOL CITY CAMPUS**

Drawing Title: **PUBLIC ADDRESS SYSTEM SCHEMATIC DIAGRAM**

Designed :	Checked :	Approved :
Drawn :	Date :	Scale / Sheet :
ZN	April 2018	NTS@A3 NTS@A1
Project Code :	00986	Rev. : 0
Drawing No. :	EA-00986-SMS-IT-0700	

MASTER CLOCK SYSTEM SCHEMATIC DIAGRAM

TOP ROOF

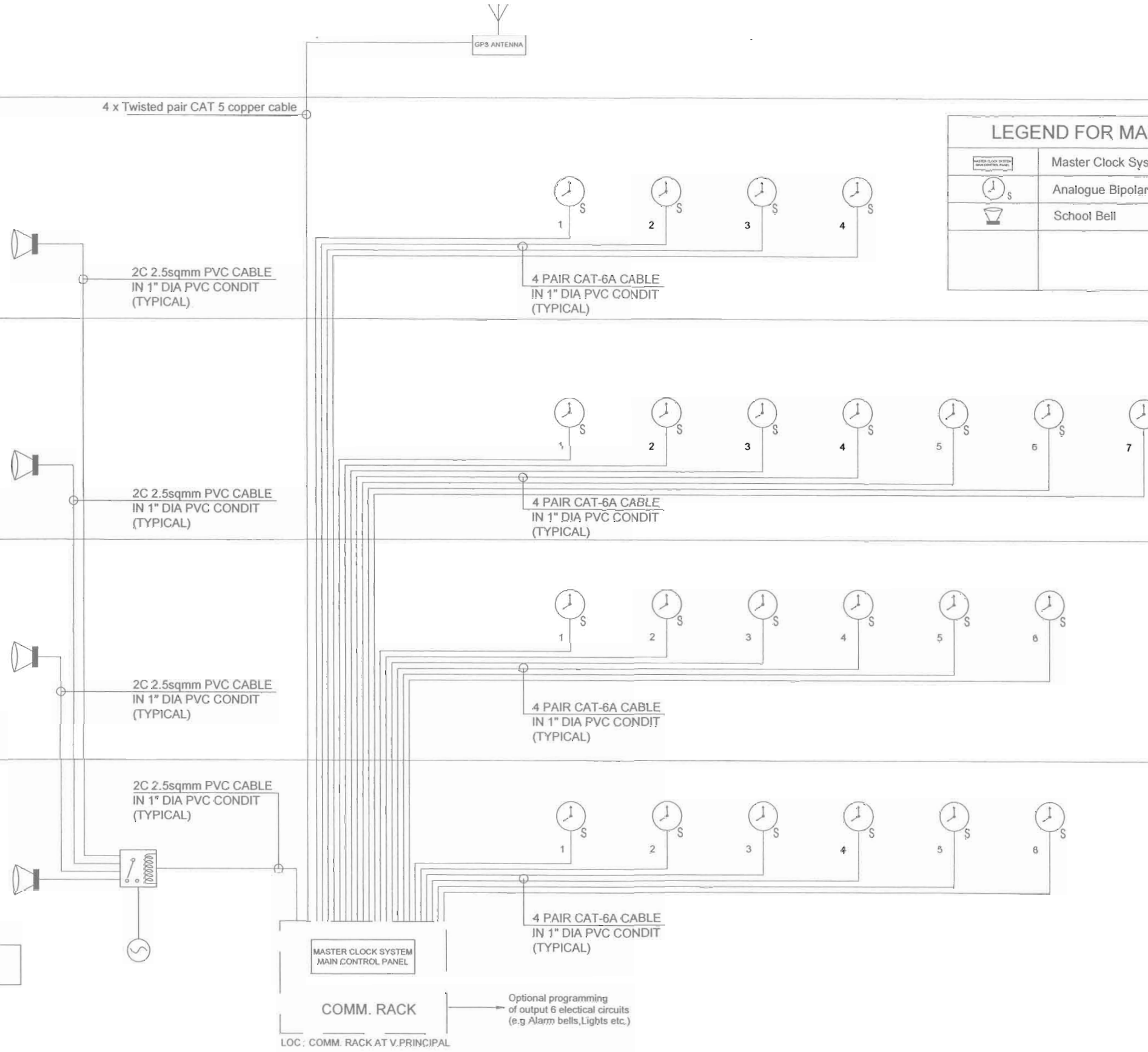
THIRD FINISH FLOOR LEVEL

SECOND FINISH FLOOR LEVEL

FIRST FINISH FLOOR LEVEL

COMM RACK DETAIL

GROUND FINISH FLOOR LEVEL



	Master Clock System
	Analogue Bipolar Pulses Clock Single Sided
	School Bell



Client:
 Consultant:
EA Consulting Pvt Ltd
 Head Office: Al-9, 15th Lane, Khayaban-e-Hal Phase 7, Defence Housing Authority, Karachi, 75500, Pakistan
 Phone No.: 111-111-0044 Fax No.: 594-1025
 Email: info@eawork.com | www.eaworld.com

Project:
DEVELOPMENT OF SMIU CAMPUS KARACHI

Key Plan:

Note:
 - All Dimensions to be confirmed on site with architect.
 - Do not scale.
 - Only written dimensions to be followed.
 - Any discrepancies to be clarified with the architect.
 - For structure details refer, structure engineer drawings / details.



No.	DATE	DESCRIPTION
REVISIONS		

Date of Issue	25th May 2018
Issued To	Client
Issued For	Tender

ELECTRICAL
 Status: **TENDER**

Building Name:
MODEL SCHOOL CITY CAMPUS

Drawing Title:
MASTER CLOCK SYSTEM SCHEMATIC DIAGRAM

Designed:	Checked:	Approved:
Drawn:	Date:	Scale / Sheet:
Project Code:	00986	Rev.: 0
Drawing No.: EA-00986-SMS-IT-0800		